


## IMPORTANT CONSTRUCTION INFORMATION FOR RESIDENTS

DC Water is Improving Water Infrastructure in  
Your Neighborhood



### Lead and Galvanized Iron Pipe Replacements



**D-815**

## DC WATER IS REPLACING LEAD OR GALVANIZED IRON SERVICE LINES WITH COPPER PIPE.

Please read this important information about what you should expect before, during and after construction.

### HEALTH EFFECTS OF LEAD

Lead can cause serious health problems if too much enters your body from drinking water or other sources. It can cause damage to the brain and kidneys and can interfere with the production of red blood cells. The greatest risk of lead exposure is to infants and pregnant women. Scientists have linked the effects of lead on the brain with lowered IQ in children. Adults with kidney problems and high blood pressure can be affected by low levels of lead more than healthy adults. Lead is stored in the bones and can be released later in life. During pregnancy, the baby receives lead from the mother's bones which may affect brain development and growth.

### FOR MORE INFORMATION, CONTACT:

Lead Free DC Program Information: 202-787-4044

DC Water Customer Service: 202-354-3600

24-Hour Command Center: 202-612-3400

Si usted necesita la versión en español de este panfleto por favor llamar al 202-354-3600.

DC Water also provides translation assistance with 150 languages.



### CONTENTS

LEAD FREE DC PROGRAM INFORMATION	1	■
WHAT YOU CAN EXPECT DURING THIS PROCESS	2-4	■
LONG TERM RECOMMENDATIONS	5	■

# LEAD FREE DC PROGRAM INFORMATION

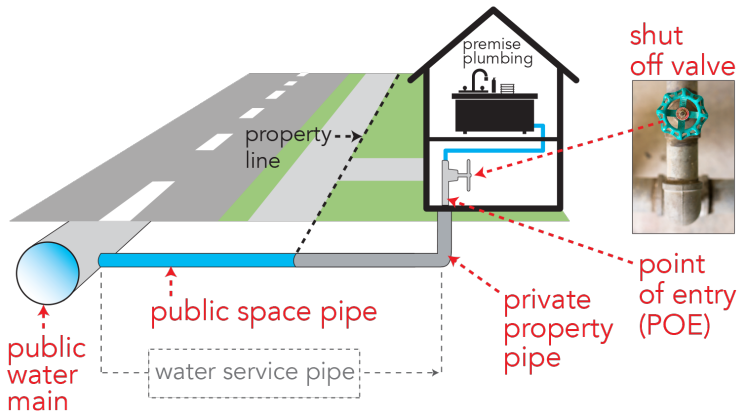
DC Water estimates the District of Columbia has more than 42,000 service lines with lead or galvanized iron pipe. It is our goal to replace all of them with copper pipe.

Stay up to date on the service line replacement by accessing the Program Dashboard at [dcwater.com/lead](http://dcwater.com/lead) or e-mail us at [lead@dcwater.com](mailto:lead@dcwater.com).

## Where is your service line?

Your water service pipe connects your home to the water main in the street. (See figure below). The Lead Free DC Program will replace the lead or galvanized iron pipe in the public space and on the homeowner's property.

## UNDERSTANDING YOUR WATER SERVICE PIPE



## IMPORTANT INFORMATION: POST LEAD PIPE REPLACEMENT

After a lead pipe replacement, a temporary increase in lead will likely occur in household tap water. We will flush your line outside and provide you instructions to flush inside your home and water filters to minimize exposure to any lead.

- See pages 4-5



## WHAT YOU CAN EXPECT DURING THIS PROCESS

The responsibilities of DCWater and its contractors are marked in **blue**, the homeowner's responsibilities are marked in **green**.

### BEFORE CONSTRUCTION (1-2 WEEKS)

#### STEP 1 (Contractor) Marking Utilities with Paint

To prevent hitting underground utility lines, Miss Utility (missutility.net) will find and mark utilities with temporary paint before construction begins. Water service lines will be marked with blue spray paint on the curb and sidewalk and possibly in the yard to show the location.



#### STEP 2 (Homeowner) Relocating Plants and Shrubs

After Miss Utility has marked your sidewalk or yard, you will be able to see if there are any special plants, trees or yard features that may be affected by the work. If possible, yard items and special plants should be relocated more than five feet away from the blue line. The contractor may be able to work around or under larger items such as trees, sidewalks, or stone walls. However, the homeowner should call (202) 787-4044 with concerns or questions.



#### STEP 3 (Contractor) No Parking Notification

"No Parking" signs will be posted on your street, in designated areas, 72 hours before construction begins.



#### STEP 4 (Contractor) Water Service Shut-off

DCWater will provide a 48-hour notification at the house with a door hanger prior to water service shut-off at your home. We recommend you collect a supply of water in advance for drinking and cooking purposes.



#### STEP 5 (Homeowner) Required Interior Access

You must be home on the date and at the time of lead pipe replacement on private property. On the day of replacement, the contractor will need access to the basement or crawl space to connect your shutoff valve. Items such as boxes, furniture, washers and dryers in the way of the shut-off valve will need to be moved to allow for access. The homeowner will need to relocate these items.

## DURING CONSTRUCTION

### (DC Water) DC Water Inspectors Monitoring Work

DC Water field inspectors will collect photographs before and after the work to verify restoration compliance.

### (Contractor) Temporary Interruptions in Street and Sidewalk Traffic



The construction of new services will require a short duration closure of sidewalks and streets. As your partner in this program, we have developed traffic control plans to obtain permits from DDOT. The permitted plans detail how the contractor will safely manage traffic, bicyclists, and pedestrians as they perform the work. The contractor will also fill or cover excavations at the end of the day and tidy the construction site. Please feel free to contact our field inspectors or call us at (202) 787-4044 if there is a need for special access or assistance during the construction period.

### (Contractor) Digging in Front of Your Home

The DC Water contractor will dig two (2) or three (3) excavations in front of your house. The first two excavations will be made to verify the presences of lead: one at or near your existing water meter and one at your property line. If lead is not found, no further excavations will be made. If lead is found, a third excavation will be made at the water main in the street. Your lead service will be replaced using trenchless technologies to limit the size of the excavations and surface disturbances. In most cases, the work will be done in less than a day. Typically, fences, retaining walls, sidewalks, porches, and hedges will not be disturbed. Upon completion of the work, excavations associated with the work will be restored.



### (Homeowner) Avoid Flushing Toilet When Water is Shut Off

The contractor will let you know when your service will be disconnected. During this time, typically 2-3 hours, it is recommended that you avoid flushing your toilet to prevent clogging. The contractor will let you know when the water service has been reconnected.

## AFTER CONSTRUCTION

### (Contractor) Flushing from your Outside Faucet

After construction, the contractor will flush your water service pipe through an outside faucet to remove possible pipe particles and other sediment.



### (Contractor) Restoring the Work Area

DC Water contractors will restore their work areas after the pipe replacement. This includes roadway paving, sidewalk repair, and lawn seeding.

### (DC Water) DC Water Inspectors Monitoring Work

DC Water Inspectors using pre-construction photos will confirm work areas have been restored in accordance with requirements.

### (Homeowner) Immediately After Construction

After a lead pipe replacement, lead particles may remain in your plumbing and a temporary increase in lead will likely occur in your tap water. To remove these particles:

- a. Flush tub and laundry room sink faucets for 10 minutes each with cold water, moving from the lowest floors to the upper floors. The faucet must be fully open to move the particles out with the water.
- b. Flush all faucets used for drinking or cooking for 10 minutes.
  - Remove the aerator from the end of the faucet (the screen traps particles!)
  - Open the cold water faucet to maximum flow (the water might spray, you can drape a towel over the faucet neck to minimize the spray).
  - Clean the aerator and screw back onto faucet.
- c. Do not open a hot water faucet until the system is completely flushed.
- d. If an aerator is in poor condition, install a new aerator (available at local hardware stores).




## LONG TERM RECOMMENDATIONS

- a. When your lead service pipe is replaced, DC Water will provide you with a water filter certified for lead removal and replacement cartridges. For six months after lead replacement, use filtered tap water for drinking and cooking, including water used for making ice, beverages, and infant formula.
- b. Use filtered cold tap water for cooking and drinking. Be sure to replace the filter cartridge as recommended by the manufacturer.
- c. If water is used for more than six hours (including overnight), flush cold water taps until you notice a temperature change, then run for an additional 2 minutes before filtering it for drinking and cooking.
- d. Once a week for a month following the lead pipe replacement, flush all faucets used for drinking and cooking for 10 minutes.
- e. Periodically, remove and clean all faucet aerators. See the DC Water YouTube video for directions (<https://bit.ly/3t1w1Wl>).
- f. Never use hot tap water for drinking or cooking. Always use cold water including water used for making ice, beverages, and infant formula.
- g. Additional short term impacts homeowners may experience after the replacement of their lead service line are noted below. If these problems persist for more than 1-2 days, please call DC Water 24-Hour Command Center at (202) 612-3400:
  - Discolored water
  - Household plumbing noises
  - Low water pressure
  - Water heater drips or leaks
  - Overall plumbing review
- h. Many older homes may have piping with lead soldered joints, faucets and iron pipes which can release lead in the water. As a homeowner, you should speak to a qualified plumber to identify and replace these fixtures if possible. If replacement is not an option, use a water filter until the sources of lead have been removed. Your plumber should also review your system to confirm that your pressure reducing valve and thermal expansion tank are in compliance with DC plumbing codes.
- i. DC Water will send a water lead-test kit 3-4 months after the replacement to ensure the lead in water has been minimized.



To learn more about potential sources of lead in your drinking water, visit our website at [dcwater.com/lead](https://dcwater.com/lead)





DISTRICT OF COLUMBIA WATER AND SEWER AUTHORITY  
1385 Canal Street, SE  
Washington, DC 20003

