



**DISTRICT OF COLUMBIA WATER AND SEWER AUTHORITY
204th MEETING OF THE BOARD OF DIRECTORS**

Thursday, December 4, 2014

9:30 a.m.

5000 Overlook Avenue, SW

Room 407

AGENDA

- I. **Call to Order (Chairman Allen Lew)**
- II. **Roll Call (Linda Manley, Board Secretary)**
- III. **Approval of November 6, 2014 Minutes (Chairman Allen Lew)**
- IV. **Chairman's Overview**
 - **Presentation – Award of Excellence – Forest City**
- V. **Committee Reports**
 1. **Governance Committee (Ellen Boardman)**
 2. **Human Resources and Labor Relations Committee (Edward Long)**
 3. **Environmental Quality and Sewerage Services Committee (Bo Menkiti)**
 4. **Water Quality and Water Services Committee (Howard Gibbs)**
- VI. **General Manager's Report**
- VII. **Summary of Contracts**
- VIII. **Consent Items (Joint-use)**
 1. **Approval to Execute Option Year Three of Contract No. WAS-11-034-AA-MB, Connecticut General Life Insurance – Resolution No. 14-73 (Recommended by Environmental Quality and Sewerage Services Committee 11/20/14)**
 2. **Approval to Execute Option Year One of Contract No. WAS-12-050-AA-MB, Connecticut General Life Insurance – Resolution No. 14-74 (Recommended by Environmental Quality and Sewerage Services Committee 11/20/14)**
 3. **Approval to Execute Option Year One of Contract No. WAS-12-045-AA-MB, Connecticut General Life Insurance – Resolution No. 14-75 (Recommended by Environmental Quality and Sewerage Services Committee 11/20/14)**
 4. **Approval to Execute Contract No. 14-PR-HCM-08, Kaiser Foundation Health Plan of the Mid-Atlantic States, Inc. – Resolution No. 14-76 (Recommended by Environmental Quality and Sewerage Services Committee 11/20/14)**
 5. **Approval to Execute Option Year Two of Contract No. WAS-11-038-AA-MB, Delta Dental – Resolution No. 14-77 (Recommended by Environmental Quality and Sewerage Services Committee 11/20/14)**

6. [Approval to Execute Contract No. 130090, E.E. Cruz & Company, Inc. – Resolution No. 14-78](#) (Recommended by Environmental Quality and Sewerage Services Committee 11/20/14)
7. [Approval to Execute Supplemental Agreement No. 1 of Contract No. DCFA #429-WSA, ARCADIS District of Columbia, P.C. – Resolution No. 14-79](#) (Recommended by Environmental Quality and Sewerage Services Committee 11/20/14)
8. [Approval to Execute Option Year Two of Contract No. WAS-11-017-AA-SC, Mobile Dredging and Pumping Company – Resolution No. 14-80](#) (Recommended by Environmental Quality and Sewerage Services Committee 11/20/14)
9. [Adoption of Collective Bargaining Agreement- Working Conditions \(NAGE\). Resolution No. 14-81](#) (Recommended by Human Resources and Labor Relations Committee 11/12/2014)

IX. Consent Items (Non-Joint Use)

1. [Approval to Execute Contract No. 140040, Insituform Technologies, LLC – Resolution No. 14-82](#) (Recommended by Environmental Quality and Sewerage Services Committee 11/20/14)
2. [Approval to Execute Contract No. 130160, W.M. Schlosser Co., Inc. – Resolution No. 14-83](#) (Recommended by Water Quality and Water Services Committee 11/20/14)

X. Executive Session – To discuss legal, confidential and privileged matters pursuant to Section 2-575(b) of the D.C. Official Code¹

XI. Adjournment

¹ The DC Water Board of Directors may go into executive session at this meeting pursuant to the District of Columbia Open Meetings Act of 2010, if such action is approved by a majority vote of the Board members who constitute a quorum to discuss: matters prohibited from public disclosure pursuant to a court order or law under D.C. Official Code § 2-575(b)(1); contract negotiations under D.C. Official Code § 2-575(b)(1); legal, confidential or privileged matters under D.C. Official Code § 2-575(b)(4); collective bargaining negotiations under D.C. Official Code § 2-575(b)(5); facility security under D.C. Official Code § 2-575(b)(8); disciplinary matters under D.C. Official Code § 2-575(b)(9); personnel matters under D.C. Official Code § 2-575(b)(10); proprietary matters under D.C. Official Code § 2-575(b)(11); decision in an adjudication action under D.C. Official Code § 2-575(b)(13); civil or criminal matters where disclosure to the public may harm the investigation under D.C. Official Code § 2-575(b)(14), and other matters provided in the Act.

Upcoming Committee Meetings (5000 Overlook Avenue SW (Blue Plains – 4th Floor)

- Environmental Quality and Sewerage Services Committee – Thursday, December 18th @ 9:30 a.m. (5000 Overlook Avenue, SW)
- Water Quality and Water Services Committee – Thursday, December 18th @ 11:30 a.m. (5000 Overlook Avenue, SW)
- DC Retail Water and Sewer Rates Committee – Friday, December 19th @ 9:30 a.m. (5000 Overlook Avenue, SW)
- Finance and Budget Committee – Friday, December 19th @ 11:00 a.m. (5000 Overlook Avenue SW)
- **REMINDER: Next Board meeting – Thursday, January 8, 2015 @ 9:30 a.m.**



**DISTRICT OF COLUMBIA
WATER AND SEWER
AUTHORITY**

BOARD OF DIRECTORS

*Governance Committee
November 12, 2014
9:00 a. m.*

MEETING MINUTES

Committee Members

Ellen Boardman, Chairperson
Shirley Branch
Rachna Butani
Edward Long
Alan Roth

DC Water Staff

George Hawkins, General Manager
Randy Hayman, General Counsel
Linda Manley, Board Secretary

Chairperson Boardman convened the meeting at 9:04 a.m.

William Pickering, Government Relations Manager, addressed Agenda Item #2 – Government Affairs: Update. He noted that the FY15 federal budget remains in a Continuing Resolution that is set to expire on December 11, 2014. It is unclear if Congress will take up year-long appropriations measures between now and when the new Congress convenes in January, but a federal government shutdown seems unlikely. Mr. Pickering noted that DC Water’s FY15 federal payment for the Clean Rivers Project was not included in the bill that expires in December. The U.S. House included no funding for the Clean Rives Project in their proposed FY15 funding bill and the Senate proposed \$16 million. Senate Democrats have been longstanding supporters of the clean Rivers Project. The shift to Republican leadership makes future appropriations for the project even more uncertain.

Mr. Pickering then turned to DC government matters. Council members Yvette Alexander (Ward 7), David Catania (At-Large), Kenyan McDuffie (Ward 5), Marion Barry (Ward 8), Jim Graham (Ward 1), and Tommy Wells (Ward 6) introduced the “Tenant Water Bill Notice Regulation Amendment Act of 2014” on June 3, 2014. The legislation attempts to amend the regulations governing DC Water to require the Authority to notify tenants when a lien has been placed on the property they inhabit due to unpaid DC

Water bills. The bill was referred to the Committee on Transportation and the Environment, and a hearing has been scheduled for November 20th at 2 p.m. Government Affairs staff has communicated DC Water's concerns with the bill to the DC Council. Specifically, DC Water's customer service system is unable to identify when specific properties are occupied by tenants and the new requirement would trigger additional administrative costs. Mr. Pickering emphasized that DC Water staff feels confident it can work with the Council to improve the notification system to tenants before service is shut off.

The Chairperson turned the Committee's attention to Agenda Item # 3 – DC Water Works! Employment Programs Update. Mr. Korey Gray, DC Water Compliance Officer summarized the two pilot projects being undertaken with Capitol Paving and Fort Myer. Mr. Gray explained to the Committee that the hourly rate for the four hires for the pilot was a combination of base rate plus the cost of training. A more detailed explanation of the breakdown will be offered at the next meeting. Mr. Gray noted that one employee in the Capitol Paving program is no longer with this program due to termination.. However, the other employee will be retained by Capitol Paving after the conclusion of the pilot program. Although Capitol Paving is trying to find a replacement for the terminated employee, this will be a difficult undertaking as it is late in the pilot program.

Mr. Gray then briefed the Committee on the status of Fort Myer's pilot program. Both hires for this pilot program have remained in the program. Mr. Gray commented that the employees are now receiving both field and classroom training. Earlier it was discovered that the employees were only receiving field training but this has been remedied.

The Committee asked how the pilot programs were monitored by DC Water. Department of Engineering and Technical Services staff noted that every three months field interviews are conducted with both the employees and the contractors. The Committee expressed a concern with this level of monitoring and suggested that the level should be intensified. DC Water staff stated that they would come back to the Committee with the following information: (i) a breakdown of the overhead charge per hour; (ii) a review of the pilot program monitoring effort; and (iii) an explanation of the program's curriculum and who is responsible for the curriculum.

Mr. Gray further briefed the Committee on FY 2014 contractor employment data. Mr. Gray noted that DC Water's goods and services contracts generated 483 job positions, 58% of which were filled by residents within DC Water's user jurisdictions and 24% of which were filled by District residents. The goods and services new hires totaled 40 of which 33 were residents of DC Water's user jurisdictions. The DC Water non-major construction projects generated 3,158 positions of which 67% were filled by residents of DC Water's user jurisdictions and 13.7% were filled by District residents. Non-major construction project new hires totaled 180, of which 129 were from DC Water's user jurisdictions. DC Water's major construction projects generated 2,777 positions, 46% of which were filled by residents of DC Water's user jurisdictions and 11% were filled by

District residents. Mr. Gray noted that a total of 21 new hires were recruited through DC Water's opportunity centers. The Committee was informed that Anchor Construction Corporation and DC Water Works! Satellite job center held a targeted career fair in Ward 8 during which 89 residents were interviewed. DC Water and Anchor Construction are planning additional events including a 'Women in Construction' job fair to be held in the early spring.

The Chairperson then turned to Agenda Item # 4 – Organizational Structure. George Hawkins, General Manager, briefed the Committee on DC Water's response to issues raised by the Board involving labor compliance and procurement issues. Mr. Hawkins has appointed Korey Gray as the Compliance Officer to report to the Governance Committee on DC Water's hiring and training initiatives. Such reports will be independently verified as needed. The need for in-house labor law expertise will be addressed with the hiring of a labor lawyer within the General Counsel's office. The need for a heightened focus on procurement governance and procurement regulations was addressed with the creation of a new position - Chief Procurement Officer. The Chief Procurement Officer will be responsible for procurement governance, rules, procedures and delegations; assessments and recommendations on best practices; and advice to the General Manager on procurement decisions. Mr. Hawkins advised that, after conducting a national search, he hired John Bosley for the position. Mr. Bosley held a position in the General Counsel's Office and is well-equipped to serve as Chief Procurement Officer. The need for a heightened focus on operational performance and improvement will be addressed with the creation of the position of Chief Operating Officer to take the place of the Chief of Staff position. This position will be responsible for assessing and reviewing the performance of all parts of DC Water's operations. This position will seek to improve operational productivity as well as identifying and providing recommendations for best practices in the industry. The Committee commended Mr. Hawkins on his plan. This prompted a separate brief discussion on DC Water's overall succession planning. Mr. Hawkins and Ed Long, Chair of the Human Relations Committee, advised this was an ongoing process being done in conjunction with the Human Relations Committee.

The Chairperson then addressed Agenda Item # 5 - Emerging Issues and Other Business. The Chairperson stated that the review of proposed changes to the procurement manual regarding debarment and suspension had been completed and suggestions had been submitted to the General Counsel for review. These modifications would be reviewed with the Governance Committee at its January 2015 meeting.

The Chairperson asked Mr. Randy Hayman, General Counsel, if there was a need for an executive session and Mr. Hayman responded that one was not necessary.

The Chairperson adjourned the meeting at 10:35 a.m.



Field Cod

**DISTRICT OF COLUMBIA
WATER AND SEWER AUTHORITY**

BOARD OF DIRECTORS
*Human Resources and Labor Relations
Committee*
November 12, 2014

MEETING MINUTES

Committee Members Present

Edward Long, Chairman
Ellen Boardman
Rachna Butani
Shirley Branch
Keith Anderson

DC Water Staff Present

George Hawkins, General Manager
Randy Hayman, General Counsel
Linda R. Manley, Board Secretary

Union Presidents Present

Barry Carey, AFSCME 2091
Michelle Hunter, NAGE R3-06
Jonathan Shanks, AFGE 872
Charles White, AFGE 2553

1. Call to Order

Edward Long called the meeting to order at 11:00 a.m.

2. 2015 Health and Welfare Benefit Renewals

Otho T. Milbourne, Benefits Manager, presented the 2015 Health and Welfare Benefits Renewals for consideration and recommendation by the Committee to the full Board for approval.

Mr. Milbourne presented information on the renewal rate increases for the Kaiser and Cigna health care plans. He explained that Kaiser was the only firm to respond to DC Water's Request for Proposals (RFP) for the Staff Model HMO Plan. Kaiser proposed a rate increase of 15.4 % for 2015. Aon Hewitt, a third party consultant, conducted an independent analysis of Kaiser's proposed rate and determined an increase of

Human Resources and Labor Relations Committee
Minutes for November 12, 2014
Page 2 of 4

10.4% was more appropriate. Utilizing this information Aon was able to negotiate a rate increase of 7% for 2015 renewal.

For the HMO and Open Access Plans, Cigna provided a preliminary renewal rate increase of 6.8%. However, Aon Hewitt again conducted an independent analysis and determined lower rates were appropriate. As a result, Aon negotiated the proposed rate increases down to 4.7% for 2015.

Additionally, Mr. Milbourne informed the Committee of concerns regarding future plan designs for health care benefits due to the Health Care Amendment Act Excise Tax also known as the "Cadillac Tax". The "Cadillac Tax", which the Federal government will begin, assessing in 2018, is an excise tax of 40% placed on health care plans deemed to be rich or excessive. Mr. Milbourne advised as a result of the generous benefits offered by DC Water we expect to owe the excise tax beginning in 2019 unless significant changes are made to our plan design and benefit offerings.

The Committee was interested in further understanding the excise tax and its implications to the Authority. Accordingly Mr. Milbourne explained that this tax was meant to tax rich benefits and presented the ways in which the Authority was strategizing to mitigate the excise tax. Mr. Milbourne discussed the following cost containment options such as wellness initiatives; free health screenings; and incentives for employees to get annual physicals. He stressed the most critical step to avoiding the excise tax in 2019 would be development of a five-year strategy. Such strategy would explore changing copays for emergency room and regular visits; changing copays for prescription drugs; and changing the deductibles for in-network and out-of-network care.

3. Action Items – Recommended Board Approval for the following renewals:

- Kaiser as the Staff Model HMO medical provider for a one (1) year base period.
- Exercise additional option years for the following:
 - Cigna Medical Plans
 - Delta Dental PPO
 - Cigna Life Insurance
 - Cigna Disability

4. Union Topics for discussion

- a). The General Manager's position that he will not meet with the Union Presidents outside of the quarterly Labor Management meeting to discuss personnel issues.

Human Resources and Labor Relations Committee
Minutes for November 12, 2014
Page 3 of 4

Michele Hunter, President, NAGE R3-06 expressed concerns about opening communication with the General Manager.

Jonathan Shanks, President, AFGE 872 spoke about wanting to meet directly with the General Manager, especially in regards to termination cases. The Committee stated that there was a process in place to handle termination cases. Mr. Hawkins agreed, he explained that it was not suitable for his office to handle termination cases; he noted that his predecessor was also not involved in these matters. Mr. Shanks expressed that he understood there were a number of staff employees charged with administering disciplinary actions. However, he believed the General Manager should meet with the Union on such matters because he is the chief executive and his review of such matters could overrule the decisions reached by his subordinate employees.

- b). As a result of the reduction in force in Pumping, there is a safety issue of not having enough employees to safely perform the work in the pumping stations. The jobs have been eliminated but the work is still needed.

Charles White, President, AFGE 2553 expressed concerns about safety in Pumping. He believes that jobs have been mistakenly abolished because the work still exists, and having less man-power could result in safety issues. Mr. Charles Kiely was asked to respond to the safety concerns. Mr. Kiely explained that safety concerns were never raised in the dozen or so prior reorganization meetings. Mr. Kiely explained that safety concerns would be monitored as the reorganization was implemented. He explained that jobs have been abolished to streamline Pumping processes. Mr. Hawkins added that there are training plans currently in place to help employees who may lose their jobs rejoin the DDCS or other parts of the Authority.

- c). We believe that it is illegal to have Mr. Long as the Chairperson of the HR Committee because this committee deals with non-joint usage issues.

Michele Hunter, President, NAGE R3-06 stated that the Committee should be run by a DC chairperson. In response, Mr. Hayman responded by stating that Mr. Long is not legally prohibited from serving as the Chairperson.

Mr. Hayman read into the record several reasons that Mr. Long's chairmanship was proper. Among the reasons noted was the fact that several other committees were chaired by suburban members. He detailed instances of those committees dealing with joint and nonjoint use issues. Mr. Hayman explained that suburban members are barred from voting and/or rendering decisions on nonjoint use issues. However, suburban members are not barred from reviewing such matters and rendering recommendations.

Human Resources and Labor Relations Committee
Minutes for November 12, 2014
Page 4 of 4

Mr. Hayman explained that committees only make recommendations to the full board. Accordingly, Mr. Long's chairmanship was proper because his role on the committee was limited to making recommendations; not decisions.


Ms. Hunter explained the Unions' concerns were triggered by Mr. Long when he sought to decrease the number of meetings the Committee would hold with Union presidents. Mr. Long responded by stating that the Committee is intended to deal with polices and broad matters, but not day-to-day operational matters. However, he noted that if there are issues that are not being resolved, the Committee would get involved if they met the terms previously expressed in writing and discussed with the Unions at the September HR Committee meeting. Those terms being that the matters presented to the Committee would not be subject to a pending grievance, not subject to pending negotiations, or pending disciplinary proceedings. Mr. Long expressed a willingness to meet with the Unions as often as three (3) times a year. He stressed that when matters warranted Committee consideration the Unions should not hesitate raising such matters. The next meeting with the Unions will be in March 2015.

5. Executive Session

6. Adjournment

The meeting adjourned at 11:55 a.m.

FOLLOWUP ITEMS:



**District of Columbia
Water and Sewer Authority**

Board of Directors

**Environmental Quality and
Sewerage Services Committee**

Thursday, Nov 20, 2014

9:30 a.m.

MEETING MINUTES

Committee Members Present

Obioro "Bo" Menkiti, Acting Chairperson
David Lake
Howard Gibbs
Brenda Richardson
James Patteson

DC Water Staff Present

Leonard Benson, Chief Engineer
Randy Hayman, General Counsel
Linda Manley, Secretary to the Board

I. Call to Order

Mr. Bo Menkiti, Acting Chairperson, called the meeting to order at 9:30 AM.

II. AWTP STATUS UPDATES

1. BPAWTP Performance

Mr. Walt Bailey, Assistant General Manager for Wastewater Treatment, reported that the monthly average influent flow was 270 MGD, bringing the 12-month average to 300 MGD. 3.5-inches of precipitation fell during the October reporting period. Biosolids production was 1046 wet tons per day, compared with the annual average production of 1081 wet tons per day. Total nitrogen concentration averaged 4.7 mg/l for the month, and the annual average remains below the permit threshold. Overall, plant performance was excellent, with 100% permit compliance.

Mr. Bailey informed the Committee that the biosolids feed to the digesters is being ramped up slowly, so as to preserve the biology. The increase in feed rates has been held to 3% per day, to prevent an unacceptable drop in pH, which is harmful to the microorganisms in the digesters. However, laboratory work by staff indicated that

adding alkalinity to the process would allow 5% daily increases in feed rate. This will allow us to reach full capacity sooner than expected, possibly by the end of December.

III. UPDATES: POTOMAC INTERCEPTOR SEWER

1. Odor Abatement Project

Mr. David McLaughlin, Director of Engineering and Technical Services, reported that construction continues at both Virginia sites with completion expected in January. Mr. McLaughlin noted that this month's report included a summary of activities at the Old Angler's Inn site detailing the steps/actions taken to address the odor concerns, which was requested at last month's meeting.

The Committee asked if a definitive solution and schedule has been developed. Mr. McLaughlin responded by reviewing the multiple tests, system changes and odor masking chemicals that have been implemented and that pinpointing the exact cause remains a challenge. Mr. McLaughlin stated that staff believes the current approach using the counteractant chemical has the potential to be the lowest cost solution, and that more expensive retrofits of the facility are on hold until the current approach has been proven out.

The Committee inquired if DC Water employees have detected the odor themselves. Mr. McLaughlin said they have and that wind direction and other environmental factors can impact the location and severity of the odor.

IV. DC CLEAN RIVERS POPLAR POINT PUMP STATION PROCUREMENT

Carlton Ray, Director, Clean Rivers presented the Committee with information on the procurement of construction services for the Poplar Point Pumping Station replacement project. The new pumping station will be located a few hundred yards south of the existing pumping station. The new facility will have the ability to handle a significant increase in flow compared to the old pumping station. In addition to the increased capacity, the new pumping station will showcase environmentally friendly construction, designed to achieve LEED status.

Construction services were procured using a two step process. The first step involved short listing the three most qualified firms from a total of seven that submitted qualification statements. The three shortlisted firms then submitted price proposals, and the contract (scheduled for review later in the meeting) is recommended for award to the lowest bidder, EE Cruz & Company, Inc.

The Committee inquired about the future use, if possible, of the old pumping station. Mr. Ray noted that the structure will have no value to DC Water, but we remain open to DDOT or another government agency preserving it for its historical significance. A Committee member asked if renderings of the proposed new pump station, showing the

LID features, were available. Mr. Ray indicated that he would provide Ms. Manley with the renderings for distribution to Board members.

V. ACTION ITEM - JOINT USE

1. Contract No. WAS-11-017-AA-SC, Mobil Dredging
2. Contract No. 130090, EE Cruz & Company
3. Contract No. DCFA #428-WSA, Arcadis District of Columbia, P.C.

Teresa Scott, Acting Director of Procurement, presented action item 1.

Action item 1 is a request to initiate option year one for high vacuum high pressure cleaning services. This contract is for the removal of sediment and other debris from drains, channels, runoff pump stations, etc. throughout the Blue Plains Treatment Facility.

Len Benson, Chief Engineer, presented action items 2 and 3.

Action item 2 is a request to execute a contract for the replacement of the Poplar Point Pumping Station. This contract was discussed earlier in the meeting by Mr. Ray. The Committee asked if DC Water had worked with E.E Cruz in the past. Mr. Benson said DC Water had not worked with E.E Cruz but verified their references for similar work in New York.

The Committee inquired why grant money wasn't used for this contract. Mr. Benson replied that the finite amount of grant money available for DC Water projects was already fully obligated, but that DC Water maintained the eligibility of the contract so that future funds can be allocated should they become available.

The Committee asked if the user shares shown on the fact sheet have been reviewed and accepted by the user jurisdictions. Mr. Benson noted that the user shares are based upon the agreed cost allocation methodology, and that the allocation for this contract will be agreed upon before work begins.

Action item 3 is a request to execute a supplemental agreement for construction management of the biosolids management program. This contract provides onsite construction management and engineering services for the biosolids program at Blue Plains.

ACTION ITEM-NON JOINT USE

4. Contract No. 140040, Insituform Technologies, LLC

Len Benson presented action item 4.

Action item 4 is a request to execute a contract for sewer rehabilitation. This contract is

for the installation of cured in place linings to rehabilitate and extend the life of storm, combined and sanitary sewer pipes and manholes located throughout the District.

Mr. Benson noted that because of the proprietary material and methodology used in this type of work, and contractor certification requirements, it was determined that limited opportunities were available for Minority and Women Owned business subcontracting. For that reason, the contract was advertised with preference for local businesses rather than with M/WBE goals. The Committee recommended that we look into the mentorship program the DC Public Library uses for promoting local businesses as model for finding suitable contractors in the future. Mr. Benson responded that we will do so, and advised the Committee that staff planned a presentation on the M/WBE program in coming months.

VI. OUTLOOK FOR CONSTRUCTION MATERIALS AND LABOR

Kenneth D. Simonson, Chief Economist for the Associated General Contractors of America presented the Committee with information on current and future trends in the construction industry regarding material and labor costs. Mr. Simonson stated that even though construction is growing, the growth is uneven. According to the latest data, government spending on infrastructure is down but residential construction is up. This is the cause for the overall disparity in the reporting data on construction spending. Mr. Simonson predicts construction spending overall to increase 6 to 10% per year, however public spending on construction is expected to remain flat. Materials costs are expected to increase 1 to 3% per year, and labor costs can be expected to increase 2.5 – 5% annually.

The Committee asked how the cost indices used by AGC compared with another popular series of indices, published by Engineering News Record. Mr. Simonson responded that the ENR indices monitored limited benchmarks that had remained unchanged for the past 100 years, while construction materials had changed significantly in that time. He believes the AGC indices are more representative of current construction practices.

VII. CLEAN RIVERS QUARTERLY REPORT

Carlton Ray and Chris Allen, Assistant Director of Clean Rivers presented the Committee with recent accomplishments and upcoming activities in the Clean Rivers program. The Anacostia River projects are on schedule and on budget with the Division A Blue Plains Tunnel project at 83% completion. Clean Rivers continues to work closely with other government agencies, schools and residents affected by the construction, particularly for the First Street tunnel which involves heavy construction in a congested urban setting. A recent decision to close First Street to through traffic has gone a long way to alleviating residents' concerns. Mr. Ray noted the successful partnership with Forest City on the Tingley Street diversion sewer project, which enabled DC Water's

work to be completed prior to redevelopment of the area.

Mr. Ray updated the Committee on the status of the modification to the consent decree for the Rock Creek and Potomac River green infrastructure projects. Progress has been made in negotiations with the Federal and District Governments, and he is hopeful that a final deal is close. The Committee asked if the lengthy negotiations could cause a delay in the construction schedule. Mr. Ray stated that if the modification is approved as currently expected there should not be any delays. Mr. Benson noted that we must begin an expensive environmental planning process for the Potomac and Rock Creek facilities in 2015 and that the modification must be in place by then to avoid delays or unnecessary costs.

The Committee inquired about the Board's role in the approval of the consent decree modification. Randy Hayman, DC Water General Counsel, responded that prior to the execution of the consent decree modification, the Board will be briefed and asked for consent.

VIII: CIP QUARTERLY REPORT

David McLaughlin presented the Committee with the FY 14, 4th Quarter Capital Improvement Program report. Mr. McLaughlin reported that spending exceeded projections in the ENR, Digester and Clean Rivers projects, but that these major projects remain within budget. All priority 1 projects remain on schedule and on budget. For the year, a total of 39 Key performance Indicators were used to track project execution. Of the 39, 33 were completed as planned, for an 85% completion rate, exceeded the goal of 80%.

IX: ADJOURNMENT

The meeting was adjourned at 11:20am.

Follow-up Items

1. Provide renderings of the proposed Poplar Point Pumping Station;
2. Provide a presentation on the M/WBE subcontracting program at a future Committee meeting.



DISTRICT OF COLUMBIA WATER AND SEWER AUTHORITY

**BOARD OF DIRECTORS
WATER QUALITY AND WATER SERVICES COMMITTEE**

**MEETING MINUTES
Thursday, November 20, 2014**

Present Board Members

Rachna Butani, Chair
Howard Gibbs
Alan Roth
Brenda Richardson
Obiora “Bo” Menkiti

Present D.C. Water Staff

George Hawkins, General Manager
Randy Hayman, General Counsel
Charles Kiely, Assistant General Manager,
Customer Care and Operations
Linda Manley, Board Secretary

I. Call to Order

Ms. Butani called the meeting to order at approximately 11:30 a.m.

II. Water Quality Monitoring

A. Total Coliform Rule (TCR) Testing

Charles Kiely, Assistant General Manager for Customer Care and Operations, provided an update on TCR testing. There were three positives in October and two so far in November. He stated that this is well under action levels and that there will be declining values as the winter months occur and the water becomes cold.

B. Lead and Copper Rule Monitoring

There were 72 samples already evaluated at 4.6 parts per billion, which is exceptional at this period because the majority were in the summer months when higher values are expected. All together 200 sample kits were delivered to customers who volunteered, of which 72 were returned. These results are from the laboratory. D.C. Water does more than required under EPA regulations because it has chosen twice a year monitoring where 100 samples are needed. He assured the Committee that as usual they will get the required 100 samples.

III. Fire Hydrant Upgrade Program

David Walls, Manager of Distribution, updated the Committee on the program to date. Of the public hydrants and the out of service hydrants there was a slight decrease but it is still within the one percent target. Also, there was a slight increase in the out of service hydrants due to inaccessibility or temporary construction work. There are two primary goals with this program which are to reduce the out of service hydrants and also to upgrade the hydrants, with the aim of providing accessibility to water for the Fire Department when they need it. Additionally, the upgrade is to replace the nozzles to a national standard thread. Of the out of service hydrants the older hydrants were typically focused on. Now there has been a transition to upgrading. There were no areas identified as significant changes or adjustments this month. There have also been no areas identified as operational concerns requiring immediate action.

IV. Fire Hydrant Analysis – Greater Than 120 Days

Mr. Walls presented an explanation of the fire hydrants that have been out of service 120 days or longer. As of the last day of October when the report was generated, 42 hydrants had been out of service over 120 days. The breakdown is shown in the report and cover a group that represented a transfer of maintenance responsibility from the D.C. Government to D.C. Water which was part of the private hydrant legislation that was passed several years ago. As a result a lot of coordination is required. The second group is dubbed as the complex operational coordination that requires a shutdown of schools or businesses for a large transmission main that needs much planning to ensure continuing service. Also, the process can become more complex than just going and digging up a hydrant because of the many valves and other issues previously unknown.

Ms. Butani asked about two issues that are not addressed in the report where the hydrants are out of service for more than 120 days. The first is the temporarily out of service hydrants as part of operations, such as for a main repair. Mr. Walls stated that this category includes also other repairs and construction projects being done by others. If they are doing a large Capital Improvement Program (CIP) project, it could include several hydrants that are taken offline that are still there until they are physically removed. This is captured even though there might be a functioning fire hydrant right next to it. These are in the temporary category. Mr. Kiely stated that they usually do not let main repairs take more than 120 days. He agreed that the report may need adjusting.

Ms. Butani also asked about out of service hydrants due to operations impeded by an obstruction. Does this mean that a construction project is happening? Mr. Walls replied that it could mean that a permanent structure has been placed around the hydrant such as fences, etc. Ms. Butani suggested that they may need to drill down on that and say that these are forever gone or something to get those off the books. Mr. Walls agreed. Ms. Butani recommended that they take a look at them and re-categorize them. There is a lot of coordination required to resolve these issues and they will continue to work with DDOT and other agencies to come up with some remediation.

Mr. Walls reported on other issues that are concerned with the out of service hydrants for more than 120 days. He assured the Committee that they will continue to coordinate with other agencies even though sometimes it is difficult to gain access to locations such as the White House or Architect of the Capitol project locations where D.C. Water is responsible for the hydrants.

Mr. Walls reiterated the fact that they will continue to focus on getting those out of service for over 120 days reduced even further. Ms. Butani said that the program has been very successful and they appreciate the report on why there are some over 120 days out of service. Mr. Kiely reported that they are now also addressing how to be more cost effective in the strategies used in replacing hydrants. After going through the process of developing this presentation, they identified some areas where they need to redefine whether or how to track some information. They will continue to determine how these aspects of the operation and reporting can be restructured.

V. Cross Connections Control Program

Jessica Brandt-Edwards, Manager of Water Quality, made a presentation on the Cross Connections Control Program and the improvements they are making. She stated that a cross connection is any connection between a potable water system and any system that can cause contamination or pollution through backflow. Contamination or pollution can be microbiological, chemical, and in the form of gas or a liquid. Backflow is the undesirable reversal of the normal direction of water flow caused by back pressure or back syphonage. D.C. Water must keep the water clean and prevent any backflow and cross contamination. Ms. Brandt-Edwards stated that the water can be protected by avoiding vulnerability and educating the customers to avoid vulnerabilities. Often times in large buildings there are large cooling and heating systems that require chemical treatment systems. They must make sure those units and D.C. Water's system are connected through backflow prevention to avoid any cross contamination between those systems in the plumbing. Illegal connections to fire hydrants, intentional or unintentional by contractors with non-portable tanks must be prevented. They must make sure the water system is protected if they are doing any work with non-potable water connected to those fire hydrants. Premise plumbing can cause taste and odor issues in buildings. Frequently in large apartment buildings the water may stay stagnate in the water pipes and hot water heaters and it is undesirable water quality.

Ms. Brandt-Edwards then showed a video on cross contamination. It showed that some houses and buildings may not contain backflow preventers to prevent this, which can cost under \$100 to protect families.

Ms. Brandt-Edwards talked about what their future goals are to improve and enhance their programs. They do about 300 or more cross connection control surveys annually and that is getting into premises and going through all of the potable and non-potable systems. A manual review is done of the inspection reports that come in to make sure they are meeting requirements and then they tabulate those and enter them into the database. No fees or enforcement fines are collected to use to force compliance and make program enhancements. They want to grow the process and staff to accomplish around 4,000 cross connection surveys annually, which would be like a five or six year cycle. Water Quality is in the process of setting up an automated web-portal so that customers can submit their annual inspection reports annually and easily and reduce some of the paperwork. Ms. Brandt-Edwards reported that they are also in the process of updating the regulation through DCMR and updating the Cross Connection Control Manual for customers. They are seeking a monthly fee for residential accounts and enforcement fines. The plumbing code has been revised and last year they gave their comments to DCRA along with recommendations and DCRA put them into the Supplemental Plumbing Code. They are recommending that a backflow preventer of some kind be put on each water service line and they want to require that backflow preventers be installed on all fire hydrants. A backflow prevention assembly rental program is being developed and would be handled through the permitting office for contractors that do not have access to

backflow preventers or certified backflow preventers. Ms. Brandt-Edwards stated that they are working on developing more public education for customers and working with other agencies—DCRA, DDOE, DDOH.

Mr. Kiely reviewed the contract fact sheets and the Committee members discussed with them their questions with the non-joint use items. Ms. Butani stated that the Committee was in agreement that the items be recommended for Board approval.

VI. CIP Quarterly Report

Ms. Butani recommended that when the next CIP Quarterly Report is made to the Engineering Services and Sewerage Services Committee that the members of her Committee come early to sit in in order avoid making the presentation twice. She stated that this will be coordinated by Linda Manley, Board Secretary. Mr. McLaughlin agreed to move his presentation to the end of that meeting and thanked Ms. Butani.

David McLaughlin, Director of the Engineering and Technical Services, provided the Capital Improvement Quarterly Report (CIP). He reviewed all of the important facts about the report which can be found on D.C. Water's website. CIP spending figures showed that the projection done in 2012 was surpassed by \$128 million more than projected. That is not as a result of increases in project costs but the timing of when they pay for the work. In FY 2013 they underestimated by about \$80 million and some portion of the \$128 million is rolled over from FY 2013. Three big projects were the drivers of that, Clean Rivers, Nitrogen Removal Project, and Biosolids Digester Project. These increases are because Mr. McLaughlin believes that they were very conservative with their original projections.

Mr. McLaughlin reported on Priority One projects that are consent decree and permit required projects and all continue on schedule and on budget. They provided a list of upcoming large projects and contracts coming before the committees and the Board. For the Water Services Committee they have the St. Elizabeth's Water Tower which they expect to get into construction the beginning of 2015. Mr. McLaughlin stated that the last section of the report is on key performance indicators (KPIs). They are looking at project execution, how well they are doing in delivering projects on time. Those indicators are typically the start of the engineering design process, the start of construction, and the completion of construction. These are tied to any job within the CIP that has a value of \$5 million or more. They also tag any consent decree or permit requirements. Mr. McLaughlin indicated that this year they had 39 KPIs and achieved 33 of those, 85 percent. The internal goal is to meet 80 percent of the mandated dates and 80 percent of the KPIs. Mr. Laughlin reporter that they are ahead of that. There is a detailed list in the report of which KPIs were missed, the most significant was in the Biosolids Digester Project. They had expected to have construction completed in the fourth quarter of FY 2014 and they have slipped into the first quarter of FY 2015. Three of the KPI's are linked to that project. More details are provided in the report of the projects and their KPIs. He believes that overall it was a pretty successful year, above 80 percent in meeting all mandated milestones.

Ms. Butani adjourned the meeting and thanked everyone for their participation.




DISTRICT OF COLUMBIA
WATER AND SEWER AUTHORITY



GENERAL MANAGER'S REPORT

George S. Hawkins
General Manager
December 2014



Water is life

RM: FY 2015-01

Table of Contents

Executive Summary.....I

Message from CFOVII

Organizational Performance Dashboardi

Financial Highlights1

 Financial Performance Summary 1

 Revenues and Operating Expenses 2

 Capital Spending..... 2

 Operating Cash and Receivables 3

 Investment Earnings..... 3

 Investment Yield..... 4

Customer Care and Operations Highlights.....5

 Customer Service 5

 Fire Hydrants 6

 Permit Processing..... 7

Low Income Assistance Program.....8

 SPLASH Program..... 8

 Customer Assistance Program(CAP) 8

Operational Highlights9

 Drinking Water Quality..... 9

 Waste Water Treatment 10

 Water Distribution Operations..... 11

 Water Balance 11

 Sewer System Operations 12

 Combined Sewer System..... 12

 Human Resources 13

 Electricity Usage Summary..... 14

 Electricity Usage by Service Area 14

 Safety 15

 Vendor Payments 15

Interpretation of Charts A

Color Key

Red	Did not meet Target
Yellow	Missed Target but within acceptable range
Green	Met/Exceeded Target
Gray	Budget/Target Value
<transparent>	Green/Yellow/Red based on comparison

EXECUTIVE SUMMARY

Greetings to the Board. Due to the Thanksgiving holiday, I am submitting this report early to the Board, so it will be relatively brief.

Strengthening the Organization

I provided a report to the Governance Committee in November that outlined steps we are taking to strengthen the organization – and in most cases – respond to issues that have been raised in one manner or another by members of the Board:

1. Compliance – Korey Gray, an excellent member of the procurement staff, will take charge of reviewing and reporting on our workforce compliance programs to the Governance Committee. We have received very good service from Loretta Caldwell and Associates, but believe that this responsibility must be held by someone on staff. In accord with this step, Korey provided the report on our compliance activities to the Committee in November. We are fortunate to have him on the team.
2. Legal Resources – General Counsel Randy Hayman will be hiring two lawyers to join his team – a lawyer focusing on labor and human resources, including Davis-Bacon; and a lawyer focusing on procurement and contracting. I will explain next why the need for this second hire is created by the next item!
3. Chief Procurement Officer – I created a new position to oversee the governance and process of procurement – both goods and services and capital – called the “Chief Procurement Officer.” Several issues pertaining to the rules and procedures have come up in recent months, and I want one person as the keeper of all procurement procedures and guidelines, including delegations. After a very competitive national search and excellent candidates, I decided to hire John Bosley from the General Counsel’s office for the position. John is respected throughout the organization and currently handles all legal issues arising from procurements – usually after the problem has already occurred. John is anxious to help improve the system and eliminate many of these challenges, and I think someone starting with a fundamental understanding of the legal underpinnings, as well as deep knowledge of the enterprise, made his elevation the right decision. John will be starting in the new position on the Monday after Thanksgiving, while still helping with a few cases for Randy Hayman into mid-December.
4. Chief Operating Officer – I am currently recruiting for a Chief Operating Officer – a position that is designed to replace the Chief of Staff position upon Katrina Wiggins retirement in mid-December. The COO will be responsible for performance management and operational challenges – particularly those that cut across department lines. I want a full-time person whose primary, relentless, goal is to improve the performance and efficiency of the enterprise. Moreover, this will enable me to continue focusing on external issues, particularly pertaining to the budget, rates and new sources of revenue. We have engaged Krauthamer to be our headhunter for this position – and I can report we are getting absolutely fabulous candidates.

My perception is that the Governance Committee was favorably inclined toward these changes. I am certainly pleased to discuss any of these steps with members of the Board if you have questions or comments.

EXECUTIVE SUMMARY

Finance and Budget

The FY16 Operating Budget and FY15-24 CIP Budget will be presented at mandatory budget workshop immediately following the January 8th Board meeting.

The Office of the Chief Financial Officer is finalizing recommendations to the Rates Committee regarding a new rate structure for DC Water – one that will move our fixed versus volumetric revenues more in line with our largely fixed cost structure, as well as introduce differential W&S rates for each of our three customer classes. This is in direct response to the Board’s resolution on principles of affordability, which mandates staff to focus on innovative ways to assist our low income customers.

On October 10th, DC Water successfully went into the markets for the third time this year to refinance some of its existing debt for savings by issuing \$377 million refunding bonds. DC Water saved over \$50 million in debt service or, on a net present value (PV) basis, saved over \$35 million or 10.8 percent. The average annual debt service savings from this transaction was \$1.86 million through 2041.

Board member Tim Firestine and CFO, Mark Kim will attend the Deal of the Year Awards in NYC on December 4th to receive the Northeast Regional Deal of the Year, and hopefully bring home the National Bond Deal of the Year Award.

Government Relations

Federal Issues

The FY15 federal budget remains in what is essentially a Continuing Resolution that is set to expire on December 11, 2014. It is unclear if the lame duck Congress will take up year-long appropriations measures between now and the new Congress in January, but a federal government shutdown seems unlikely. DC Water’s FY15 federal payment for the Clean Rivers Project was not included in the bill that expires in December. The U.S. House included no funding for the Clean Rivers Project in their proposed FY15 funding bill and the Senate proposed \$16 million. Senate Democrats have been longstanding supporters of the Clean Rivers Project. The shift to Republican leadership makes future appropriations for the project even more uncertain.

Local Legislation

Councilmembers Yvette Alexander (Ward 7), David Catania (At-Large), Kenyan McDuffie (Ward 5), Marion Barry (Ward 8), Jim Graham (Ward 1), and Tommy Wells (Ward 6) introduced the “Tenant Water Bill Notice Regulation Amendment Act of 2014” on June 3, 2014. The legislation attempts to amend the regulations governing DC Water to require the Authority to notify tenants when a lien has been placed on the property they inhabit due to unpaid DC Water bills. The bill was referred to the Committee on Transportation and the Environment, and a hearing has been scheduled for November 20th at 2pm.

Government Affairs staff have communicated concerns with the bill to the DC Council and I spoke in personally to Council Member Mary Cheh, the Chair of the Committee. Specifically, DC Water’s customer service system is unable to identify when specific properties are occupied by tenants and the new requirement would trigger additional administrative costs. We are

EXECUTIVE SUMMARY

confident that we can work with the Council to improve our notification system to notify tenants before service is shut off to a given property.

External Affairs

Website

Session totals for the period of October 16, 2013 through November 15, 2014:

- Total Sessions: 79,412
- Total New Sessions: 43,205

Media Relations

The Office of External Affairs issued the following press release:

- October 30: DC Water refinances outstanding debt with lower interest rates to save more than \$50 million

Award Entries (Strategic Plan Initiative 2.1.3)

OEA worked with other departments to submit two NACWA Environmental Achievement Awards entries and OEA wrote a third entry. Plus, Hampton Roads submitted one in partnership with DC Water:

- 2 for Research (Wastewater-drought resistance with biosolids, and Hampton Roads)
- 1 for Operational Performance (Green Infrastructure- Ft. Reno Green Roof)
- 1 for Public Information and Education (Lady Bird as e-Ambassador)

OEA wrote and submitted entries to the Metropolitan Council of Governments Annual Awards program in the following two categories:

- The Regional Partnership Award given annually to a COG business or nonprofit partner organization. (DC Water)
- The Ronald F. Kirby Award for Collaborative Leadership, a new award. This award will recognize area government executives who work collaboratively with elected officials, stakeholders, and their communities to shape a better region. (George S. Hawkins)

DC Water was notified of the following awards and their corresponding banquets:

- December 4, 2014: GOVERNING Magazine names George S. Hawkins Public Official of the Year
- December 4, 2014: Bond Buyer names DC Water's green century bond as Regional Deal of the Year. Competes for the title of National Deal of the Year, to be announced December 4, 2014.
- December 12, 2014: Engineering News Record to present DC Water with "Owner of the Year" award at breakfast ceremony on December 12. DC Water was already featured in the magazine earlier this year for the honor.

Customer Newsletter

The November customer newsletter included a front-page article on the regional Safe Drinking Water Act event held in DC, a GM Message on the anniversary of the Safe Drinking Water Act, a message to can the grease rather than pour it down the drain, how to winterize the home and a Community Spotlight on the Anacostia Community Museum.

EXECUTIVE SUMMARY

Community Meetings/Press Events

- Provided refreshing tap water during the annual Mayor's DC One Fund Kick-off Talent Showcase.
- Attended the monthly meeting of the Edgewood Civic Association to provide a detailed presentation on the Northeast Boundary Tunnel Project, which included information on construction staging areas in and around the Edgewood community.
- Attended the monthly meeting of the Eckington Civic Association to provide a detailed presentation on the Northeast Boundary Tunnel Project, which included information on construction staging areas in and around the Eckington community.
- As part of its Environmental Education program, DC Water conducted a presentation and environmental lesson for students at the Maret School, teaching them about the wastewater treatment process. Other topics of discussion included fundamentals of environmental stewardship, water conservation in the home, and the students' own responsibility to help keep our local waterways clean.
- Upon request from First Rising Mt. Zion Baptist Church, DC Water once again participated in its annual community fair to provide information on water quality, water conservation and DC Water customer assistance programs.

Drinking Water Marketing and Communications

- Attended a regional Crisis Communications Summit to discuss emergency coordination efforts in the National Capital Region.
- Promoted free lead testing and the lead service line replacement program at the Lead Awareness and Healthy Homes Intervention Wellness Fair, hosted by the Department of Housing and Community Development.
- Participated in the Product Stewardship Institute's Drug Enforcement Agency Drug Take Back Rule webinar.
- Met with regional drinking water public information officers to coordinate emergency response messaging and flushing guidance associated with drinking water contamination events.
- Participated in AWWA's webinar, Perception Differences of Water Utilities vs. Customers.
- Participated in the Potomac Drinking Water Source Protection Partnership's Emerging Contaminants Workgroup meeting to determine FY 2015 priorities, including the regional effort to communicate about unregulated contaminant monitoring results.

Tours

- 25 students from James Buchanan High School
- 15 students American University Sustainability
- 14 guests from Audubon Naturalist Society
- 2 scientists from USDA and DOE
- Beijing delegation of 5
- 20 Turkish political officials
- 16 guests from Riderwood retirement community
- Guests from Zhoushan Port Administration delegation
- 25 students from Stone Ridge School of the Sacred Heart

EXECUTIVE SUMMARY

- 12 guests from Ingleside retirement community
- Beijing delegation of 6
- 4 guests from EPA Water Team
- 25 students from Johns Hopkins University, School of Advanced International Studies
- 12 students University of Maryland Department of Environmental Science and Technology
- 5 guests from Pisces Foundation
- 25 students from Gaithersburg High School
- 2 guests WFT Engineering and 2 graduate students
- 12 students from Catholic University
- 50 guests from Oracle Corporation and IT briefing
- 15 students from GW Law School
- 23 students from Capitol Hill Day School
- 8 students from UDC College of Agriculture
- 7 students from George Washington University
- 5 guests and 1 author from Carroll Garden Club

Internal Communications

- The Office of External Affairs is working with the Office of Emergency Management to improve emergency communication with employees using electronic communication. Plans are under way for two sites that will be developed using SharePoint. At least one of these sites can be accessed outside of the DC Water network.
- The Office of External Affairs conducted an internal communication survey in an effort to gauge the effectiveness of communication efforts so far and to gather input from employees on how to improve communication.
- The November issue of FOCUS includes stories about the Anacostia River Tunnel, a new partnership with the Phelps Educational Campus and a feature on fats, oils and grease.

Social Media

We're continuing to develop and A/B test a steady stream of content for our audience. As our sample size continues to grow, we'll be able to develop more reliable conclusions for a content strategy guide. We developed an Anacostia Watershed photo essay project in support of the Clean Rivers Project as well as some TBM specific content for the naming ceremony.

We also created content around the Holiday F.O.G. issue. Our angle will be about alternative uses for cooking oil, fat and grease titled "It's Flavor. Not Fat" and additional ratepayer education on how to handle used cooking oil titled "Can it. Cool it. Dump it." We've already picked up some interest from a WAMU web producer about doing a story after seeing one of our tweets.

Engagement Statistics

- Twitter - (% change from previous month)
 - 249 New followers (-16%)
 - 7,789 Total followers (+2%)
 - 307 @Mentions (-36%) (Coarse measurement for responsiveness)

EXECUTIVE SUMMARY

- 265 Retweets (-11%) (Coarse measurement for content resonance with audience)
- 9 Clicks on links
- Our analytics tool, Sprout Social, gives us a score of 100/100 for influence and 62/100 for engagement.
- Facebook - (% change from previous month)
 - 29 new fans (-24%) - 1,674 total (+1%)
 - 67.4K impressions (+33%) by 30.2K Users (+26%)
- Engagement Points or Facebook Stories - Anytime a user interacts with (e.g. Likes, Shares, Comments, Tags) a piece of content that we post on Facebook.
 - 820 Stories (+12%) by 687 Users (+22%)
- Instagram - (% change from previous month)
 - 23 new followers – 151 Total (+18%)
 - 213 Likes (-35%)
 - 25 Comments (+32%)

SUMMARY OF FINANCIAL ACTIVITIES FROM THE CFO

At this early stage in FY 2015, with approximately 8.3 percent of the fiscal year completed, we are on track with budgetary expectations and targeted performance metrics. The FY 2014 financial closeout process continues, which includes finalizing a number of GAAP related accruals.

Operating Revenues & Receipts

Cash receipts totaled \$45.9 million, or 8.5 percent of the Revised FY 2015 budget of \$542.6 million. Several categories of customers make payments on a quarterly basis, including the Federal Government (which made their first quarterly payment in October), District government, and wholesale customers.

Operating Expenditures

Operating expenditures (including debt service, the right of way and PILOT fees) totaled \$35.6 million, or 7 percent of the revised FY 2015 budget of \$516.0 million. These numbers include estimated incurred but unpaid invoices and are subject to revision in subsequent reports.

Capital Disbursements

Capital disbursements totaled \$72.5 million, or 12 percent of the revised FY 2015 disbursements budget of \$625.3 million. The higher than planned disbursements are mainly attributed to additional vendor payments that were processed as part of the year-end closing, and paid out in the month of October 2014.

Cash Reserves and Investments

The operating reserve balance was \$142.4 million as compared to the FY 2015 operating reserve level objective of \$125.5 million. The balances in the Rate Stabilization Fund Account, DC PILOT Fund and DC ROW Fund remained unchanged at \$22.5 million, \$30.1 million and \$5.1 million respectively, since September 2014. The CSO LTCP Appropriations Account balance is \$13.4 million.

Overall Portfolio Performance

DC Water's total investment portfolio performed well and complied with the Authority's Investment Policy. Returns exceeded the established benchmarks for short term (less than one year) and core (one plus years) funds. Operating funds interest income for October (on a cash basis) was \$43,499 as compared to the budget of \$511,652 for the year.

Highlights:







- FY 2014 Financial Statement audit process continues and completion is expected by February 2015
- Authority-wide rollout of Dayforce Workforce Management (Time System) anticipated in second quarter of 2015
- Planning process for the FY 2016 Budget is on-going with Board/Committee review anticipated in January 2015, and planned Board adoption in February 2015

ORGANIZATIONAL PERFORMANCE DASHBOARD (OCTOBER, 2014)

Financial Highlights

Net Operating Cash Actual 6414 Target 3910 (\$ tho)	Operating Revenues Actual 46 Target 45 (\$ mil)	Operating Expenses Actual 36 Target 43 (\$ mil)	Capital Disbursements Actual 72 Target 52 (\$ mil)
Operating Cash Balance Actual 182 Target 126 (\$ mil)	Delinquent Account Receivables Actual 1 Target 3 (%)	Core Investments Yield Actual 0.63 Target 0.59 (%)	Short Term Investment Yield Actual 0.37 Target 0.02 (%)

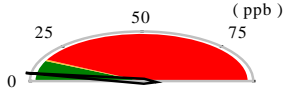
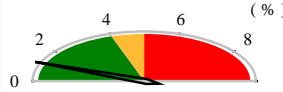
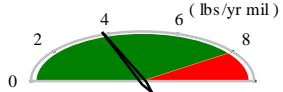
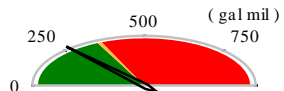
Customer Care And Operations Highlights

Call Center Performance  85 (Oct) 91 (% of calls rec)	Command Center Performance  85 (Oct) 91 (% of calls rec)	First Call Resolution  75 (Oct) 98 (% of calls rec)	Emergency Response Time  90 (Oct) 96 (% of calls rec)
Fire Hydrants out of Service  96 (Oct) 61 (count)	Fire Hydrant Insp. and Maint. 1657 (count)	Fire Hydrants Replaced  250 (Oct) 17 (YTD count)	Permit Processing within SLA 93 (%)

Low Income Assistance Program

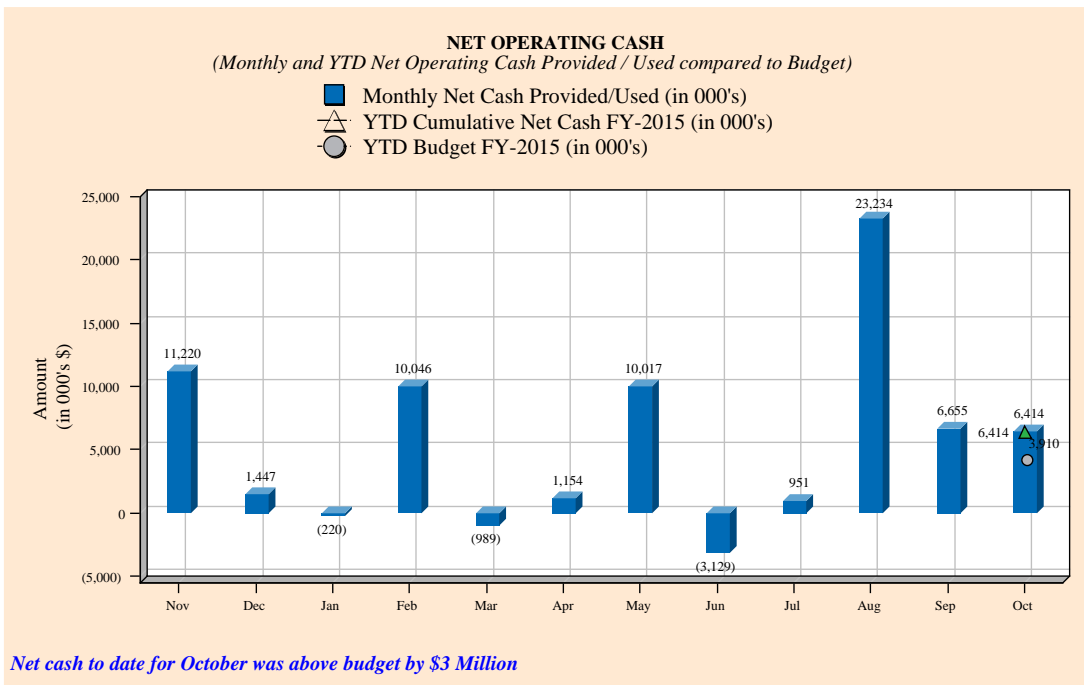
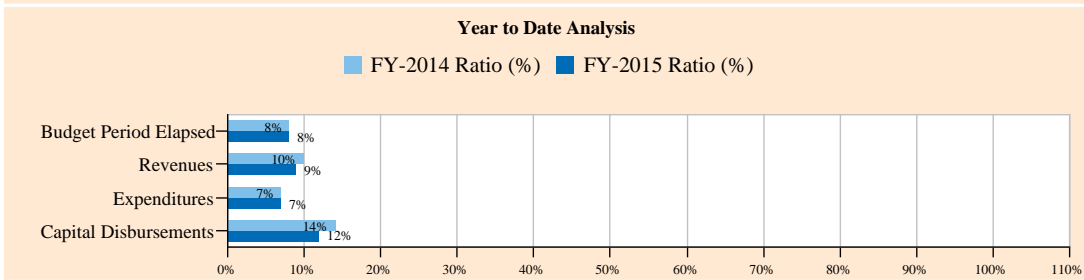
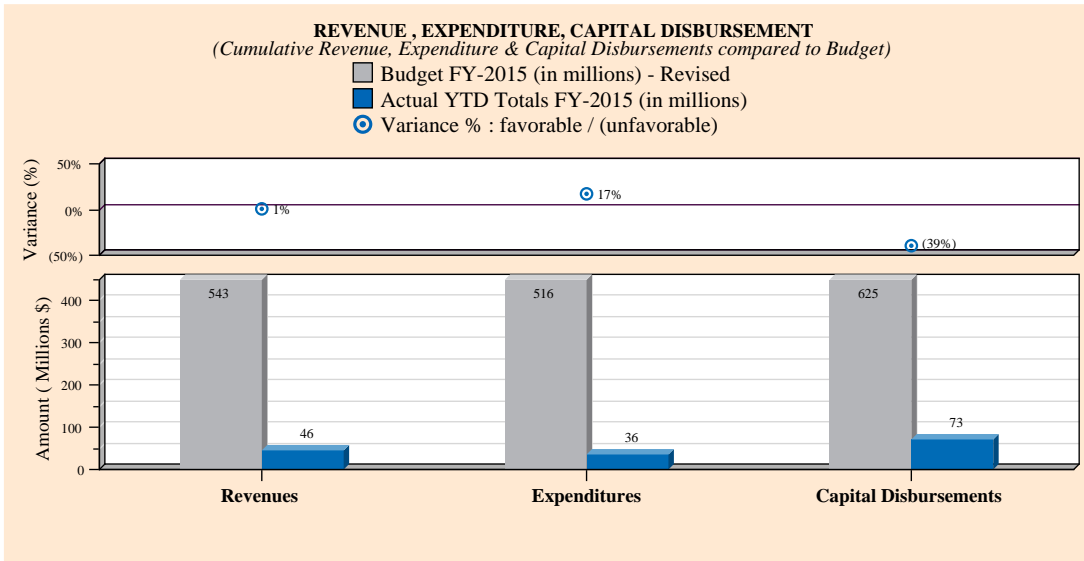
Splash Contributions Actual 11 Target 7 (\$ tho)	Customer Assistance Program Previous 53 Current 52 (\$ tho)
---	---

Operational Highlights

Lead Concentration  25 (ppb)	Total Coliform Rule  4 (%)	Biosolids Production 1046 (wet tons)	Total Nitrogen  4 (lbs/yr mil)
Plant Effluent Flow  250 (gal mil)	Excess Flow 48 (gal mil)	Water Main Leaks 27 (count)	Water Valve Leaks 1 (count)
Non-Revenue Water Sold 10 Purchased 13 (CCF mil)	Sewer Main Backups 7 (count)	Sewer Lateral Backups 216 (count)	Dry Weather CSO 0 (events)
Recruitment Activity Filled 22 Open 131 (count)	Electricity Usage 24378 (MWh)	Employee Lost Time Accidents 1 (count)	Vendor Payments Actual 100 Target 97 (%)

FINANCIAL HIGHLIGHTS

FINANCIAL PERFORMANCE SUMMARY



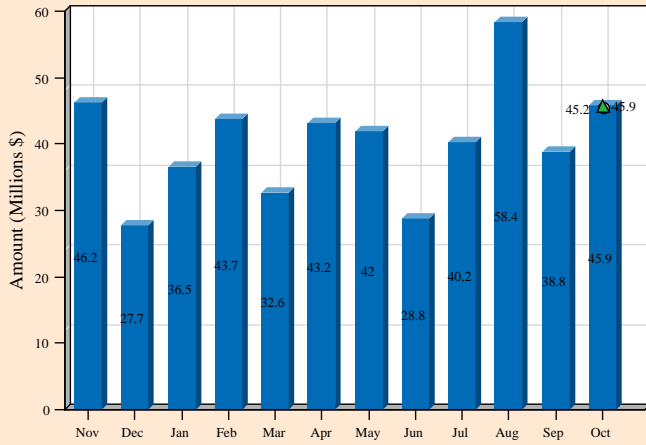
FINANCIAL HIGHLIGHTS

REVENUES AND OPERATING EXPENSES

OPERATING REVENUES

Monthly & Cumulative Revenue compared to YTD Budget

- Actual Monthly Revenue
- △ YTD Cumulative Revenue FY-2015
- YTD Cumulative Budget FY-2015

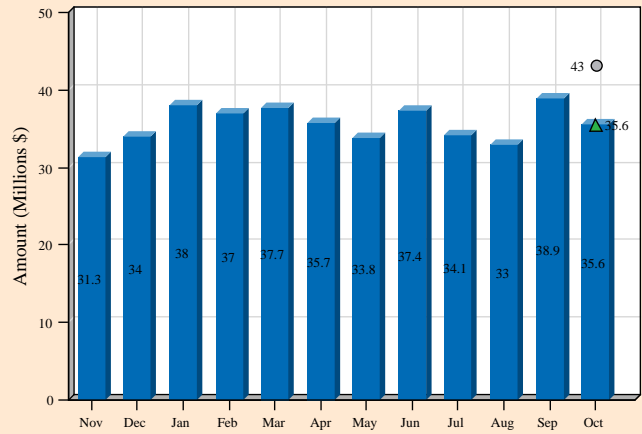


Revenue to date for October was above budget by \$1 Million

OPERATING EXPENSES

Monthly & Cumulative Expenditure compared to YTD Budget

- Actual Monthly Expenses
- △ YTD Cumulative Expenditure FY-2015
- YTD Cumulative Budget FY-2015



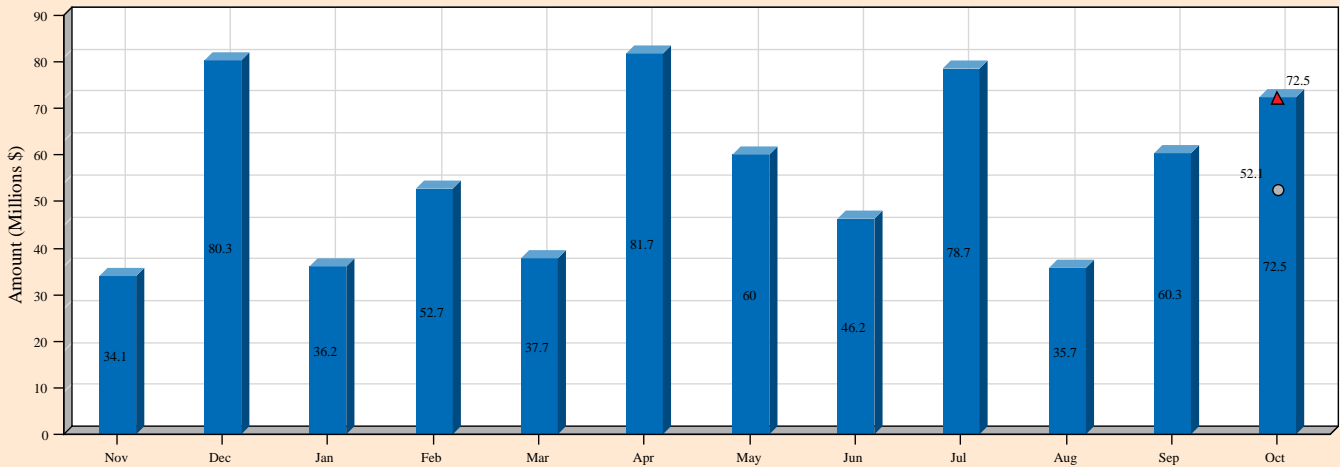
Expenditure to date for October was below budget by \$7 Million

CAPITAL SPENDING

CAPITAL DISBURSEMENTS

Monthly & Cumulative Disbursements compared to YTD Budget

- Actual Monthly Disbursements
- △ YTD Cumulative Disbursements FY-2015
- YTD Cumulative Budget FY-2015



Disbursements to date for October were above budget by \$20 Million

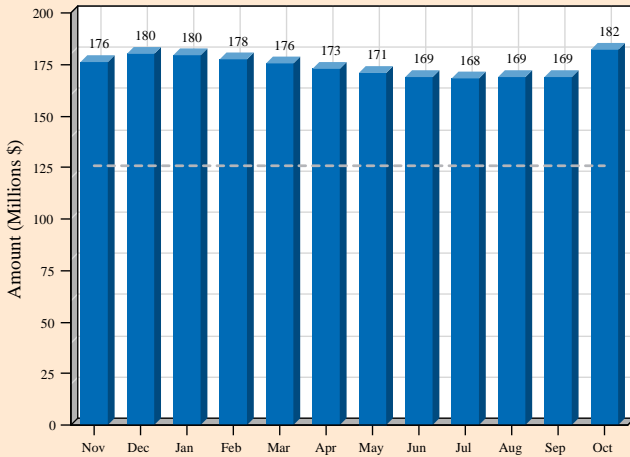
FINANCIAL HIGHLIGHTS

OPERATING CASH AND RECEIVABLES

OPERATING CASH BALANCE

Average Daily Cash Balance compared to Operating Reserve Target

- Actual Cash Balance
- - - Operating Reserve Target - (126 Million)

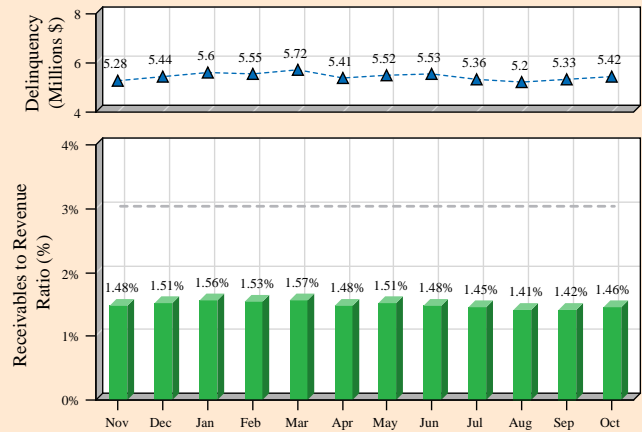


Cash Balance for October was above target by \$56 million

DELINQUENT ACCOUNT RECEIVABLES

Delinquency & Receivables to Revenue Ratio compared to Target

- Receivables to Revenue Ratio
- ▲ Delinquencies (in millions)
- - - Target: Receivables to Revenue Ratio (3%)



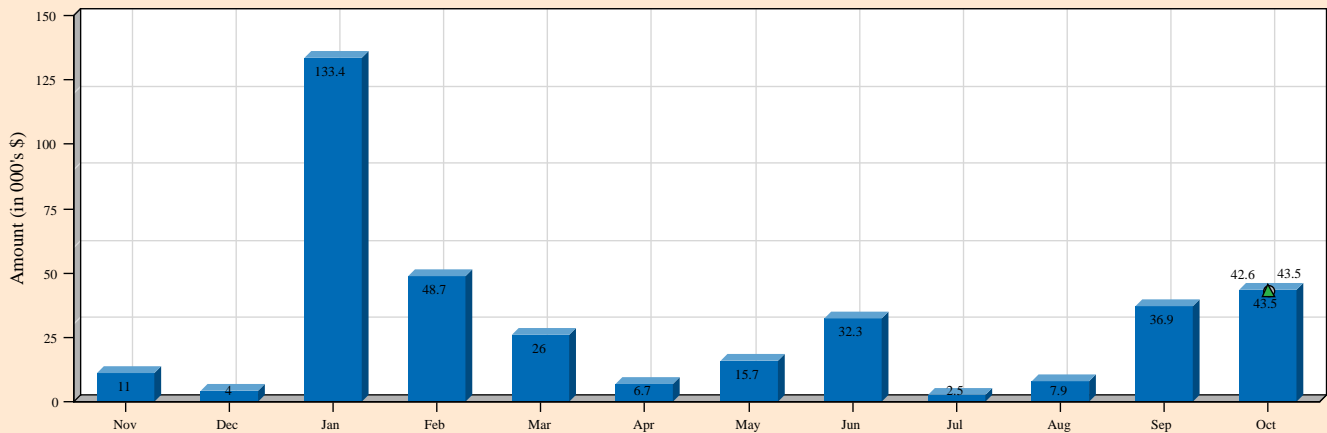
October Receivables to Revenue Ratio 1.5%, Delinquency \$5.4 Million

INVESTMENT EARNINGS

INVESTMENT CASH EARNINGS

Monthly & Cumulative Earnings compared to YTD Budget

- Monthly Earnings (in 000's)
- △ YTD Cumulative Earnings FY-2015 (in 000's)
- YTD Cumulative Earnings Budget FY-2015 (in 000's)



Earnings to date for October were above Projected Budget by \$1,000

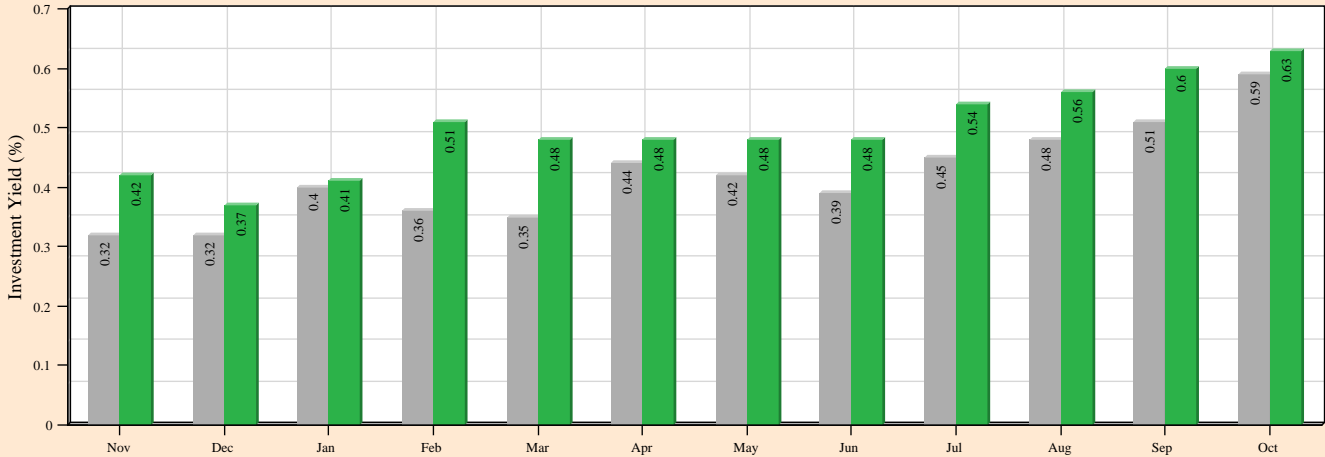
FINANCIAL HIGHLIGHTS

INVESTMENT YIELD

CORE INVESTMENTS YIELD

Monthly Yield compared to Merrill Lynch Benchmark

- Actual Monthly Yield (%)
- Merrill Lynch 1-3 Year Treasury Index - Book Value (%)

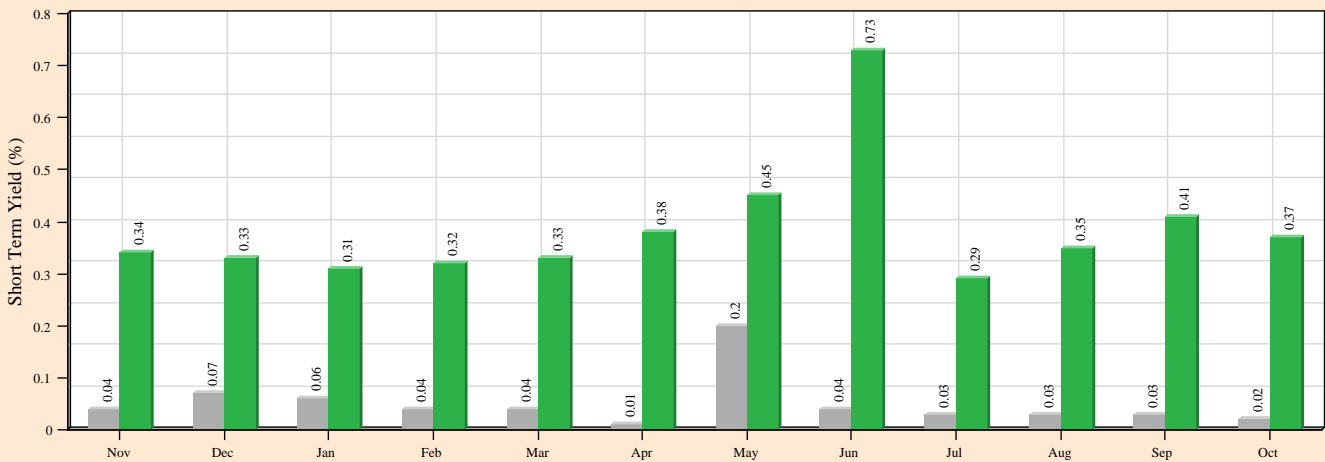


Yield for October was higher than the treasury index by 0.04%

SHORT TERM INVESTMENT YIELD

Short Term Yield compared to Merrill Lynch Benchmark

- Actual Monthly Yield (%)
- Merrill Lynch 3-Month Treasury Index - Book Value (%)



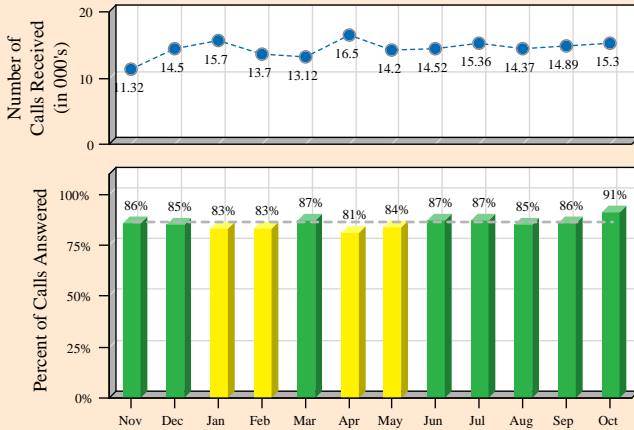
Short Term Yield for October was above than the Merill Lynch yield by 0.35%

CUSTOMER CARE AND OPERATIONS HIGHLIGHTS

CUSTOMER SERVICE

CALL CENTER PERFORMANCE
Calls Answered within 40 Seconds compared to Target

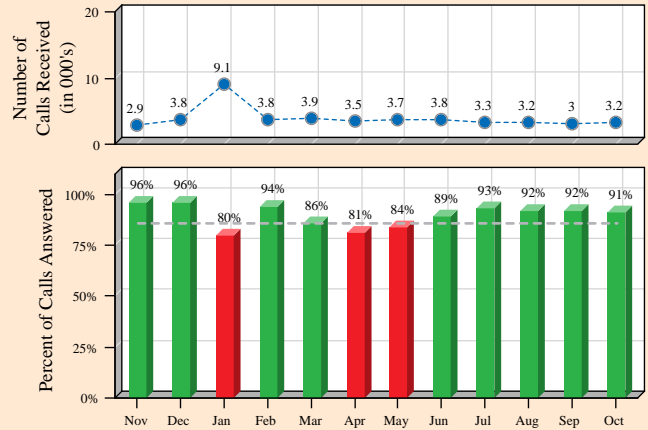
- Call Center: Calls answered (%)
- No of Calls - Call Center (in 000's)
- Target -Call Center (85%)



Performance for October was above target by 6%

COMMAND CENTER PERFORMANCE
Calls Answered within 40 Seconds compared to Target

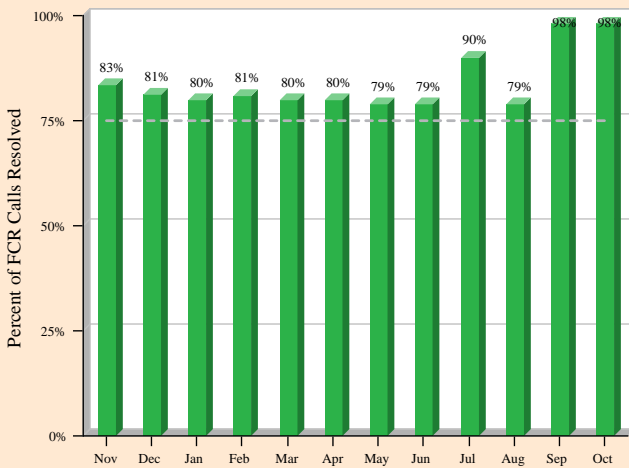
- Command Center: Calls answered (%)
- No of Calls - Command Center (in 000's)
- Target -Command Center (85%)



Performance for October was above target by 6%

FIRST CALL RESOLUTION (FCR)
Calls resolved on first contact compared to Target

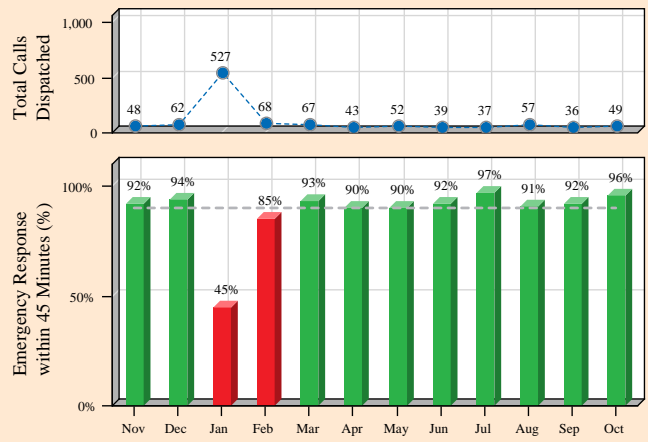
- FCR (%)
- FCR Target (75%)



Performance for October was above target by 23%

EMERGENCY RESPONSE TIME
Calls responded to within 45 Minutes compared to Target

- Response (%) within Target
- Total Emergency Calls Dispatched
- Response Target (90%)



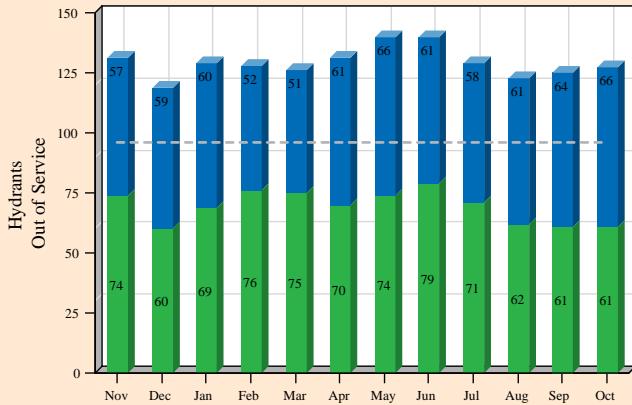
Performance for October was above target by 6%

CUSTOMER CARE AND OPERATIONS HIGHLIGHTS

FIRE HYDRANTS

FIRE HYDRANTS OUT OF SERVICE (OOS)
Total Hydrants Out of Service against Target

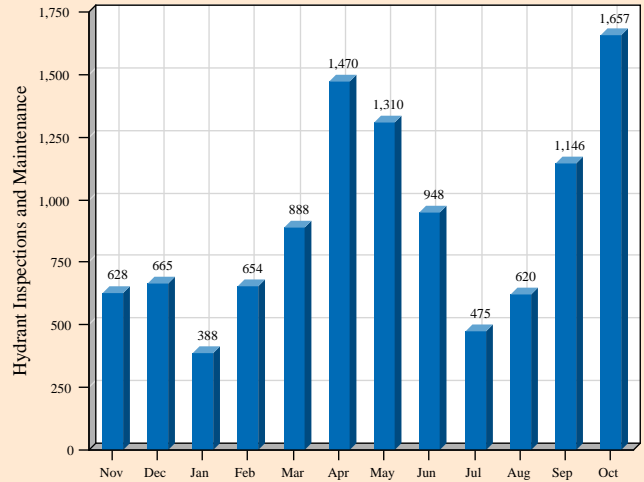
- Out of Service Fire Hydrants (Defective OOS Hydrants)
- In-Operational - OOS Due to Inaccessibility or Temporary Work
- Out of Service Hydrants Target (96)



Fire Hydrant Inspections and Maintenance

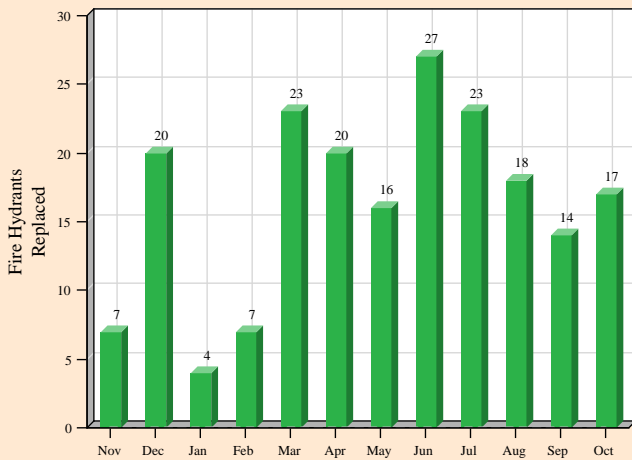
Total Hydrant Inspection and Maintenance Work Orders Completed per Month

- Hydrant Inspections and Maintenance



FIRE HYDRANT REPLACEMENTS
Total Hydrants Replaced per Month

- Hydrants Replaced
- Annual Replacement Target (250)

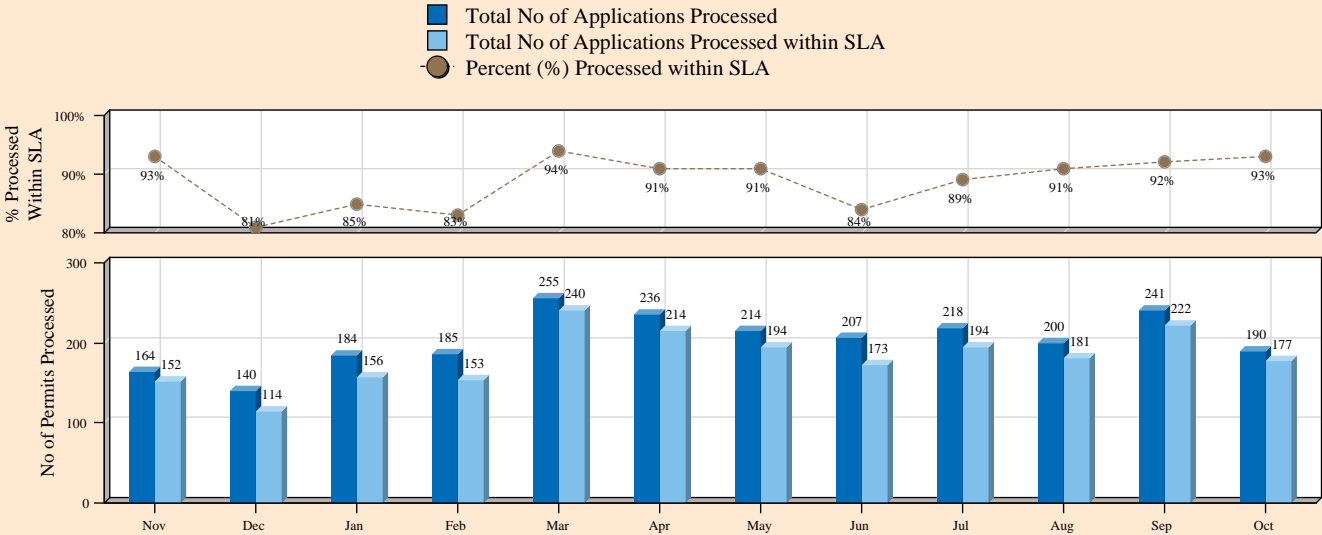


Total replacements as of October were 17 against annual projections of 250

CUSTOMER CARE AND OPERATIONS HIGHLIGHTS

PERMIT PROCESSING

TOTAL APPLICATIONS PROCESSED WITHIN SERVICE LEVEL AGREEMENT (SLA)



SLA Examples: Raze Permit - 14days, Sheeting and Shoring - 14 days, Preliminary Plan Review - 45 days
 Permits not processed within SLA in October were 7% Note that different SLA's range from 7 days to 45 days

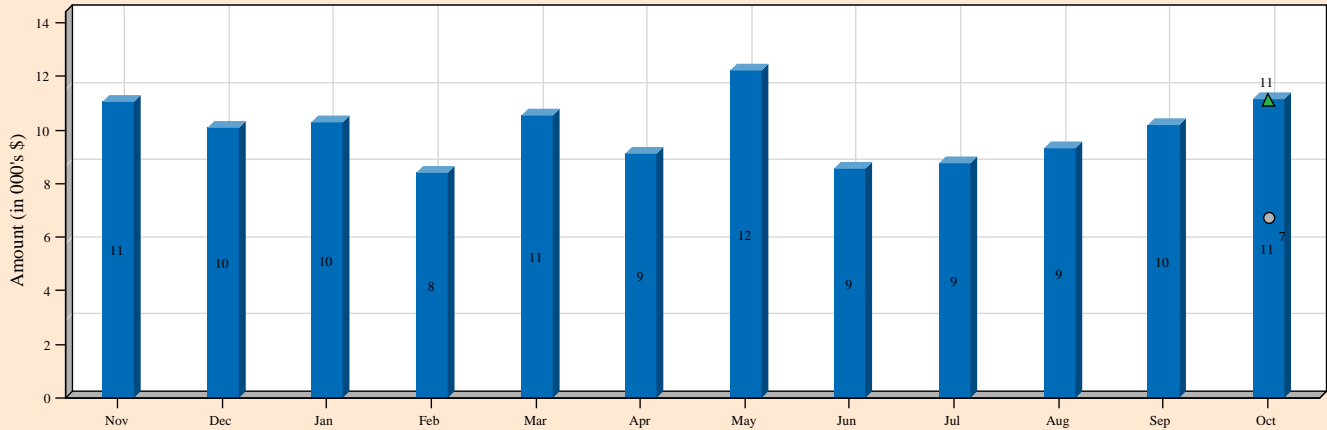
LOW INCOME ASSISTANCE PROGRAM

SPLASH PROGRAM

SPLASH CONTRIBUTIONS

Monthly and Cumulative Contributions compared to YTD Target

- Monthly Contributions (in 000's)
- △ YTD Cumulative Contributions FY-2015 (in 000's)
- Projected YTD Target FY-2015 (in 000's)



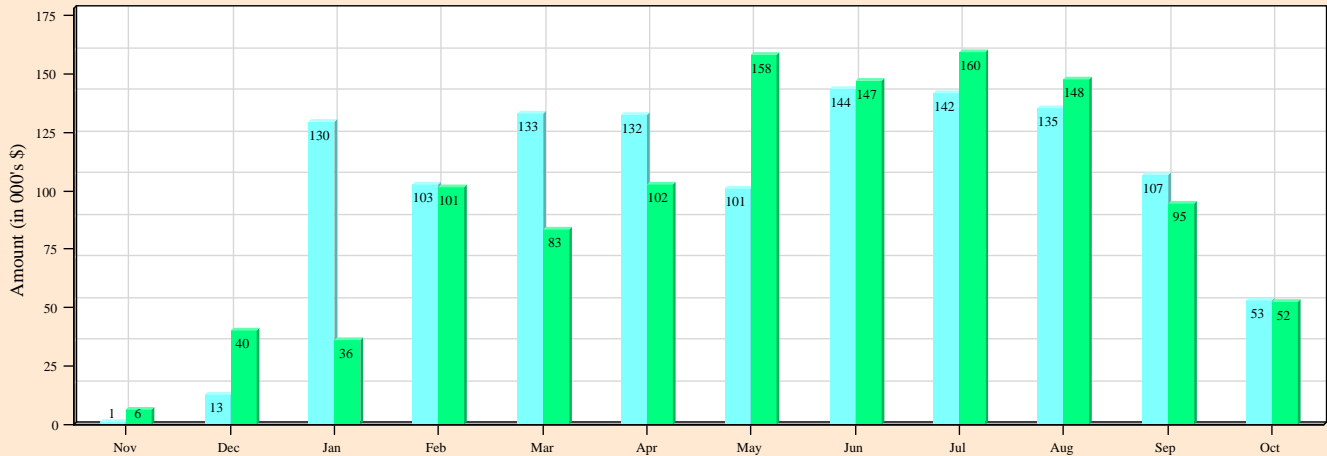
Total SPLASH Contributions to date for October were above target by \$4,000

CUSTOMER ASSISTANCE PROGRAM (CAP)

CUSTOMER ASSISTANCE PROVIDED

Monthly Assistance Provided compared to corresponding Previous Year Periods

- Actual Monthly Amount - Previous Year (in 000's)
- Actual Monthly Amount - Current Year (in 000's)

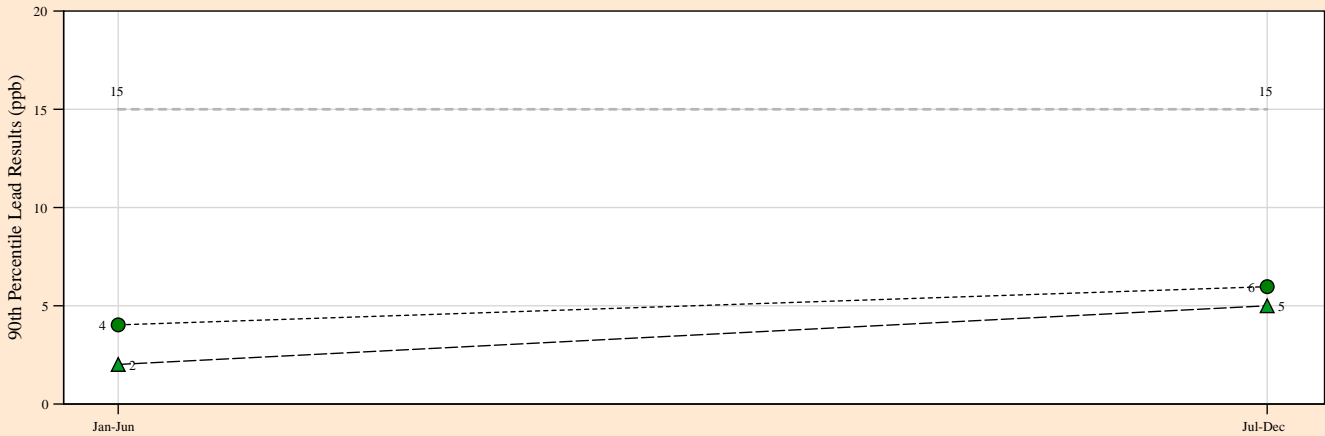


OPERATIONAL HIGHLIGHTS

DRINKING WATER QUALITY

LEAD AND COPPER RULE (LCR) COMPLIANCE
Semi-Annual LCR Monitoring Results

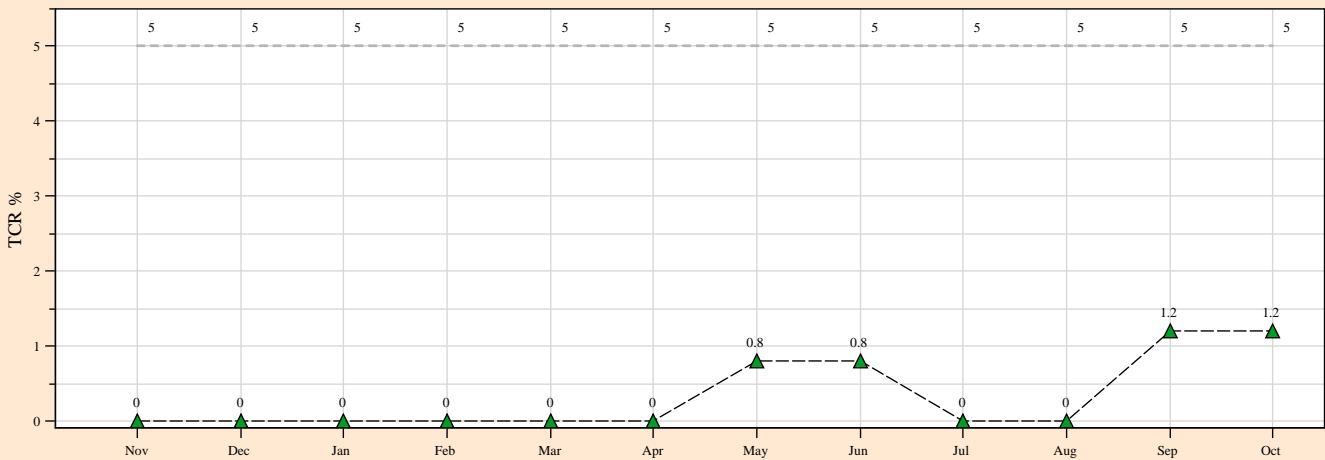
- 2013 LCR Results
- △ 2014 LCR Results
- Action Level : 15 parts per billion (ppb)



Jul-Dec 2014 results to date

TOTAL COLIFORM RULE (TCR)
Total Coliform Positives compared to EPA Maximum Contaminant Level (MCL)

- △ TCR Level
- EPA Maximum Contaminant Level (5%)



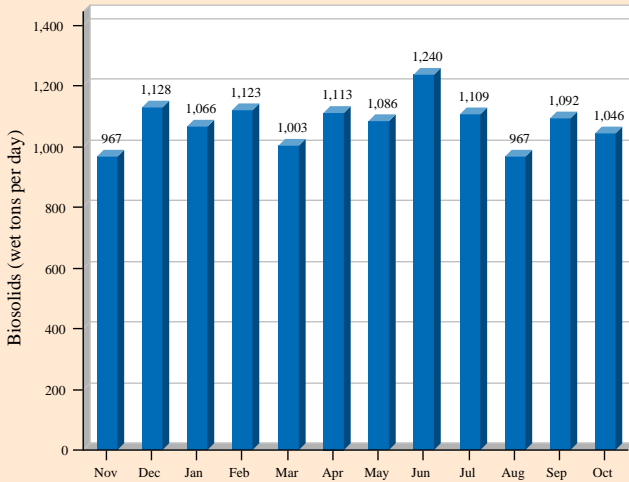
Coliform Positives were recorded in October at 1.2%

OPERATIONAL HIGHLIGHTS

WASTEWATER TREATMENT

BIOSOLIDS PRODUCTION
Average Daily Biosolids Production

■ Average Daily Biosolids Hauled

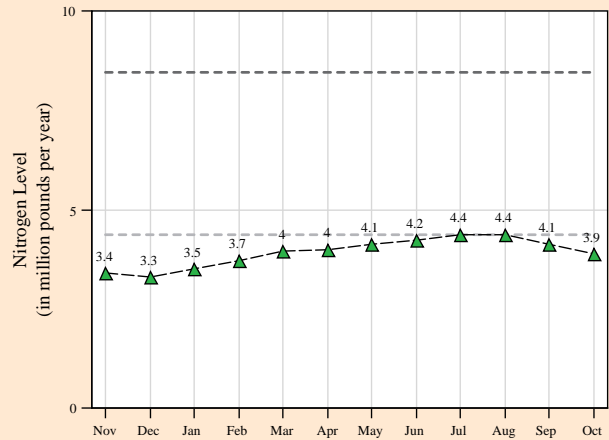


Biosolids Average Daily Production for October was 1046 wet tons per day

TOTAL NITROGEN

Total Nitrogen compared to Current and 2015 Permit Levels

△ Nitrogen Rolling 12 months (lbs/yr)
 - - - Proposed Limit for 2015 - 4.38 Million (lbs/yr)
 - - - Current Permit Limit - 8.47 Million (lbs/yr)

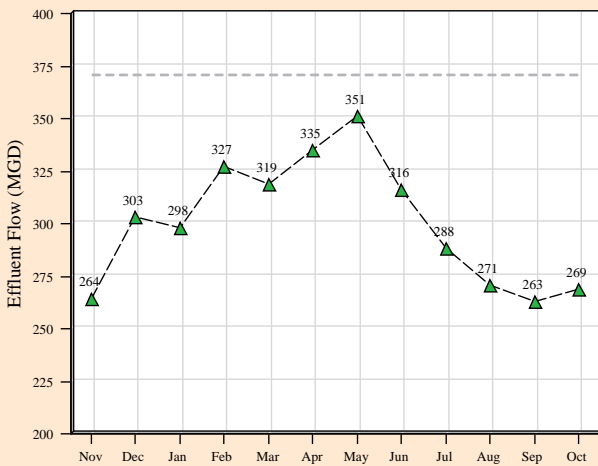


Nitrogen level for October was below permit by 4.6 million lbs/yr

PLANT EFFLUENT FLOW

Effluent Flow compared to Plant Design Average Limit

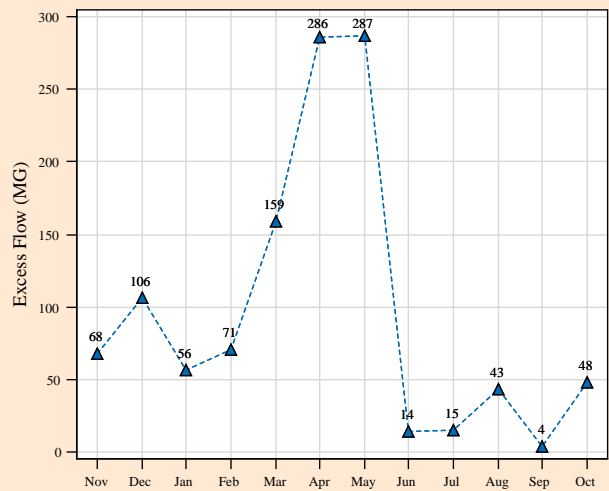
△ Effluent Flow
 - - - Design Average (370 mgd)



In October, Effluent flow was below design by 101 MGD

EXCESS FLOW

△ Excess Flow

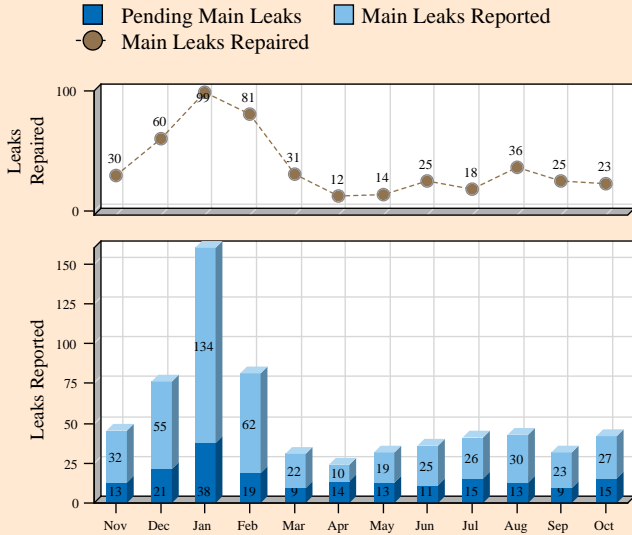


48 Million Gallons per day excess flow were recorded in October 2014

OPERATIONAL HIGHLIGHTS

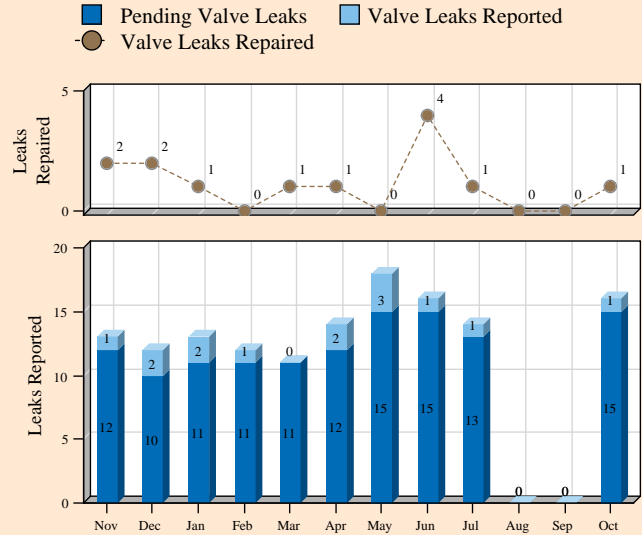
WATER DISTRIBUTION OPERATIONS

WATER MAIN LEAKS



There were 27 main leaks reported in October

WATER VALVE LEAKS



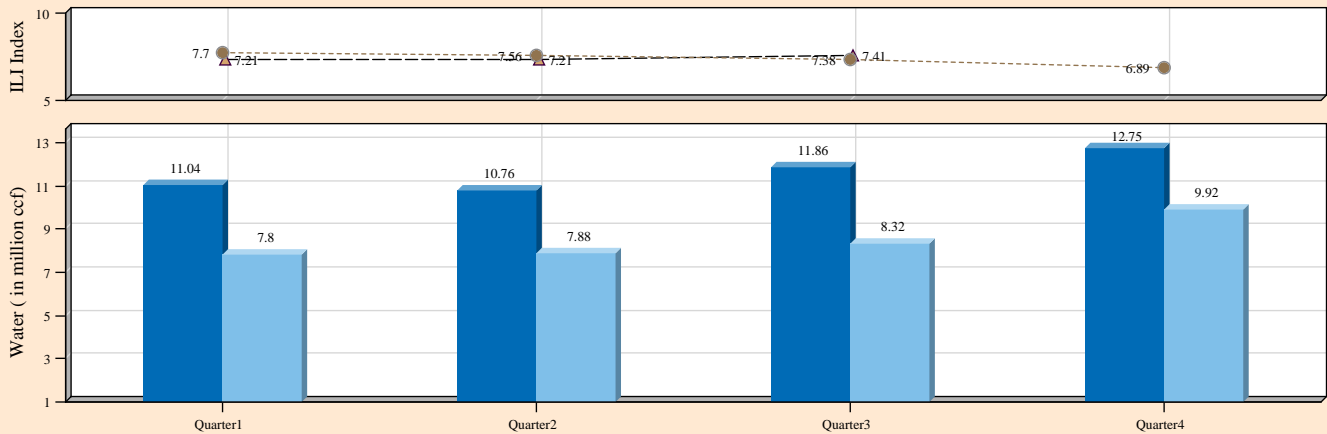
1 leak was resolved in October

WATER BALANCE

NON-REVENUE WATER

Volume of Water Purchased and Sold per Quarter

- FY-2014: Water Purchased
- FY-2014: Water Sold
- FY-2013: Infrastructure Leakage Index
- ▲ FY-2014: Infrastructure Leakage Index



In the fourth quarter 9.9 out of 12.8 million cubic feet of water was sold

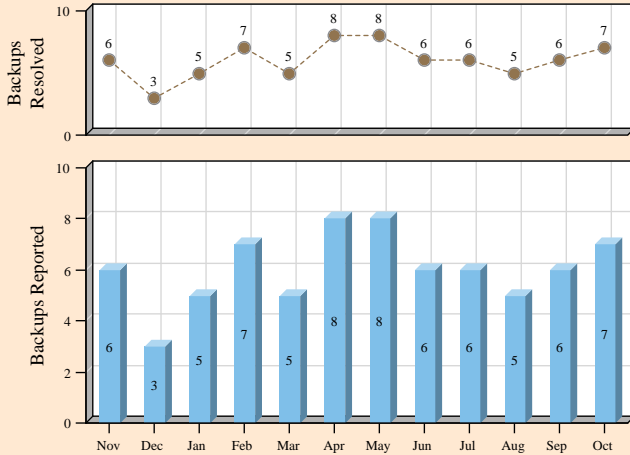
OPERATIONAL HIGHLIGHTS

SEWER SYSTEM OPERATIONS

SEWER MAIN BACKUPS

Sewer Mains Backed Up and Relieved per Month

- Pending Main Backups
- Main Backups Reported
- Main Backups Resolved

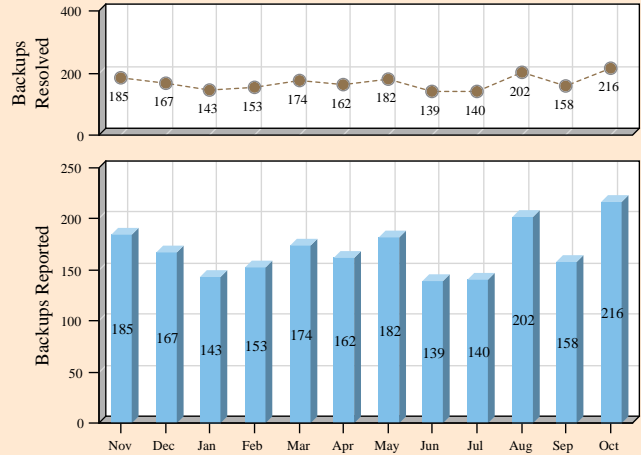


No pending main backups reported

SEWER LATERAL BACKUPS

Sewer Laterals Backed Up and Relieved per Month

- Pending Lateral Backups
- Lateral Backups Reported
- Lateral Backups Resolved



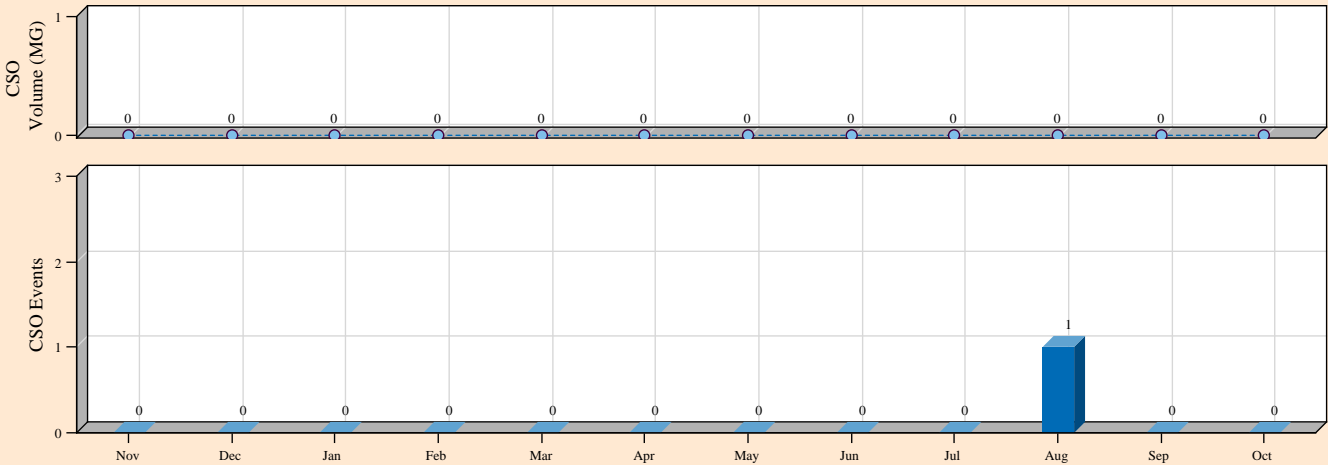
No pending lateral backups reported

COMBINED SEWER SYSTEM

DRY WEATHER CSO EVENTS

Combined Sewer Overflow Volume and No of Events per Month

- Number of CSO Events
- Overflow Volume (MG)



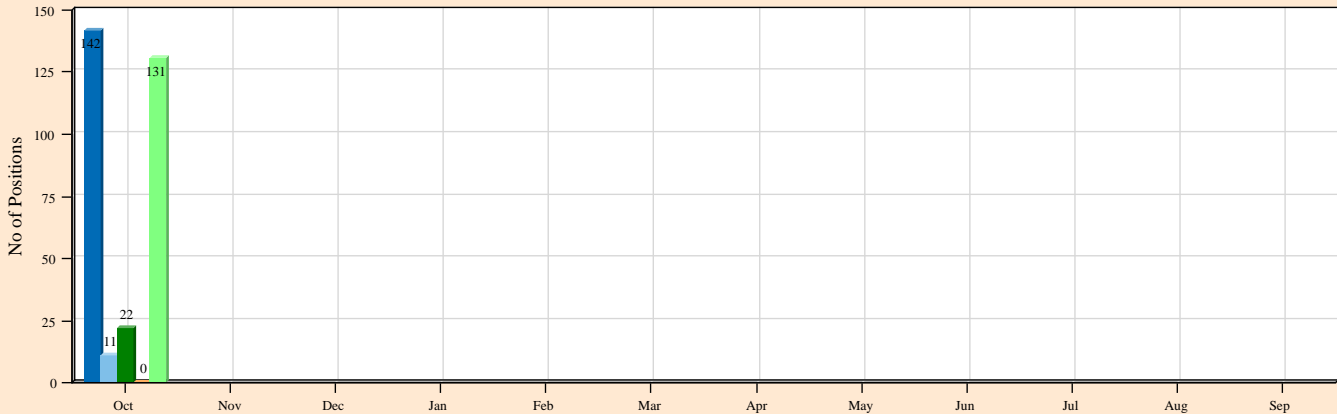
No dry weather Combined Sewer Overflow event was recorded in October 2014

OPERATIONAL HIGHLIGHTS

HUMAN RESOURCES

RECRUITMENT ACTIVITY

- FY-2014:Rolled Over Open Positions
- FY-2014:New Positions Added
- FY-2014:Positions Filled
- FY-2014:Positions Canceled
- FY-2014:Net Remaining Open Positions



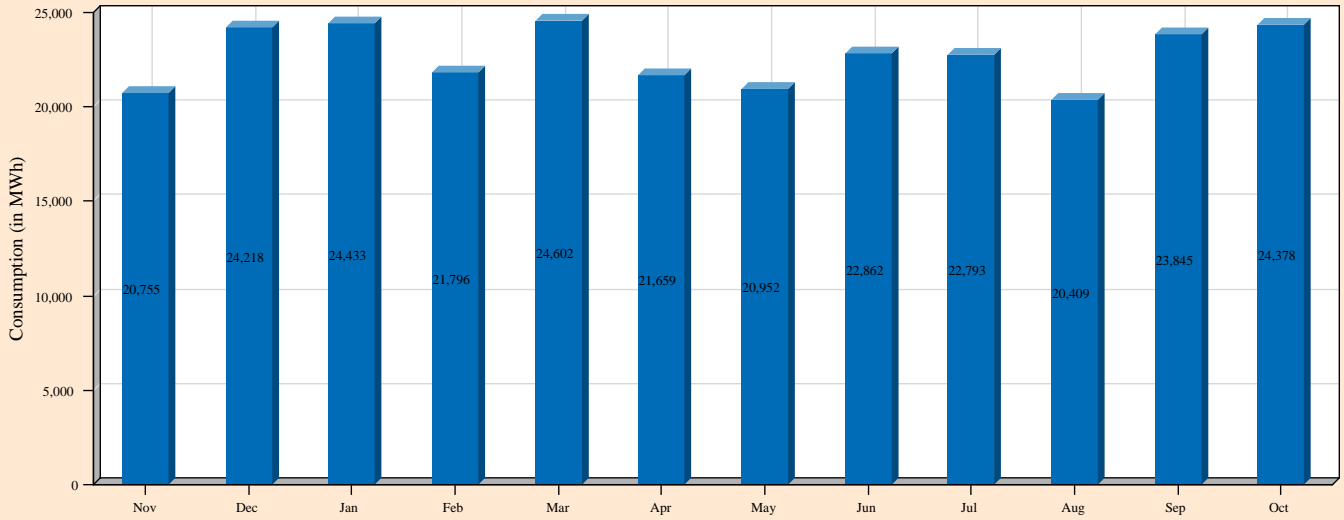
In October, we began the month with 142 positions, received 11 new positions, filled 22, No cancellations and ended the month with 131 positions

OPERATIONAL HIGHLIGHTS

ENERGY

ELECTRICITY USAGE SUMMARY

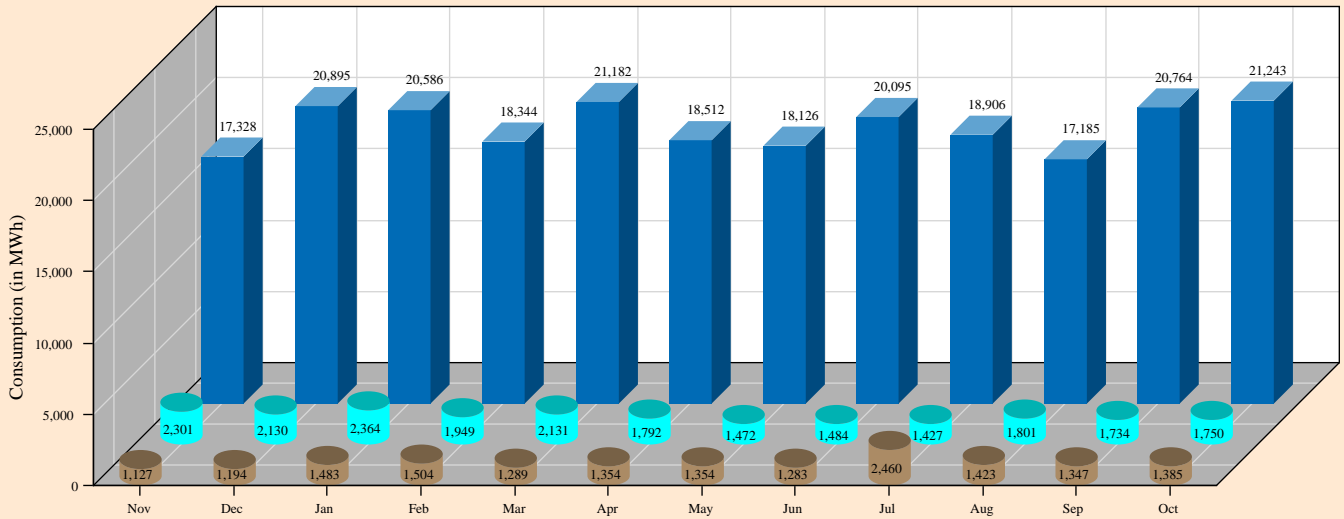
Total Consumption (MWh)



Electricity Consumption in October was 24,378 MWh

ELECTRICITY USAGE BY SERVICE AREA

Sewer Pumping Water Pumping Waste Water Treatment



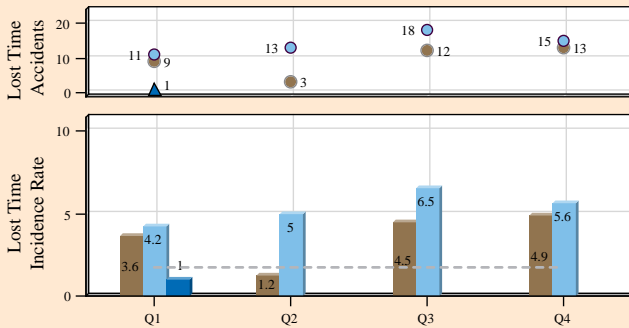
Wastewater treatment had the highest electricity consumption in October at 21,243 MWh

OPERATIONAL HIGHLIGHTS

SAFETY

EMPLOYEE LOST TIME INCIDENCE RATE

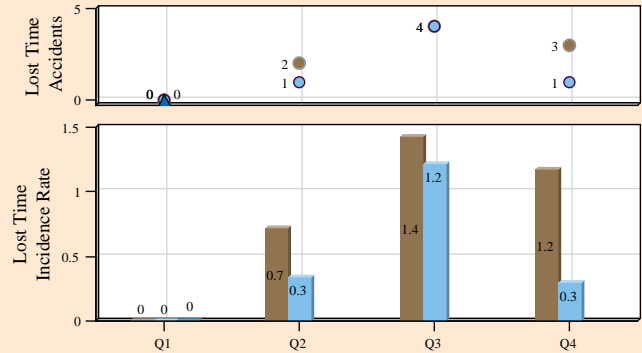
- FY-2013: LT Incidence Rate
- FY-2014: LT Incidence Rate
- FY-2015: LT Incidence Rate
- FY-2013: No of LT Accidents
- FY-2014: No of LT Accidents
- ▲ FY-2015: No of LT Accidents
- Target/National: LT Incidence Rate



In the 1st quarter, 1 lost time accident was reported

CONTRACTOR LOST TIME INCIDENCE RATE

- FY-2013: LT Incidence Rate
- FY-2014: LT Incidence Rate
- FY-2015: LT Incidence Rate
- FY-2013: No of LT Accidents
- FY-2014: No of LT Accidents
- ▲ FY-2015: No of LT Accidents

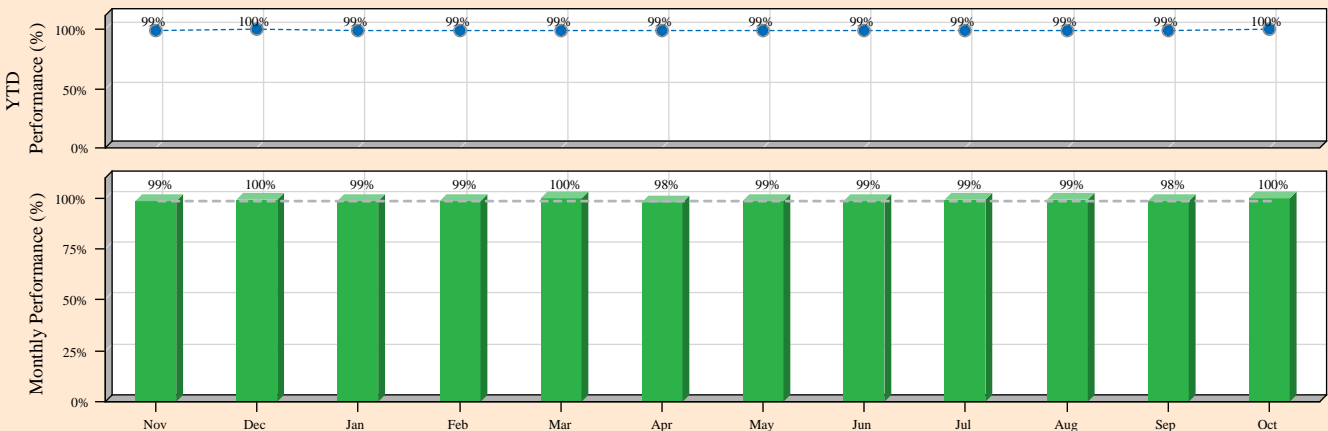


In the 1st quarter, No lost time accident was reported

VENDOR PAYMENTS

VENDOR PAYMENT PERFORMANCE
Percentage of Invoices Paid within 30 days

- Monthly Performance (%)
- YTD Performance (%)
- Monthly Target - (97%)



Monthly performance for October was above target by 3%

INTERPRETATION OF CHARTS:

FINANCIAL HIGHLIGHTS

Revenue, Expenditure, Capital Disbursement

- Bulls eye shows the variance for YTD budget against actual for revenues, expenditures and capital disbursements
- Bar graph shows **total** for the fiscal year budgeted(grey)-revenues, expenditures and capital disbursements against YTD actual(blue)
- Horizontal line graph shows a YTD progress analysis as compared to the previous year

Net Operating Cash

- Bar graph shows monthly net operating cash provided/used
- Line graph denoted by (Δ) compares YTD actual against budget (O). This element is dynamically color coded*

Operating Revenues

- Bar graph shows monthly operating revenues
- Line graph denoted by (Δ) compares YTD revenue against budget (O). This element is dynamically color coded*

Operating Expenses

- Bar graph shows monthly operating expenses
- Line graph denoted by (Δ) compares YTD expenditure against budget (O). This element is dynamically color coded**

Capital Disbursements

- Bar graph shows monthly capital disbursements
- Line graph denoted by (Δ) compares YTD disbursements against budget (O). This element is dynamically color coded**

Operating Cash Balance

- Bar graph shows monthly average cash balance compared to the target of \$125 million; indicated by grey dotted line

Delinquent Account Receivables

- Bar graph shows monthly Receivables to Revenue ratio against target of 3%; indicated by grey dotted line. This element is dynamically color coded**
- Line graph denoted by (Δ) shows delinquency in actual dollars

Investment Cash Earnings

- Bar graph shows monthly investment cash earnings
- Line graph denoted by (Δ) compares the YTD earnings against budget (O). This element is dynamically color coded*

Core Investments Yield

- Bar graph shows the monthly investment yield compared to the monthly target (grey) benchmark as set by the US Treasury Bill. This element is dynamically color coded*

Short Term Investment Yield

- Bar graph shows the monthly short term investment yield compared to the monthly short term target (grey) benchmark as set by the US Treasury Bill. This element is dynamically color coded*

Dynamic Color Coding Legend

*	**
<p>Red - when the actual is lower than 3% of budget or target</p> <p>Yellow - when the actual is within 3% of budget or target</p> <p>Green - when the actual is equal to or higher than budget or target</p>	<p>Red - when the actual is higher than 3% of budget or target</p> <p>Yellow - when the actual is within 3% of budget or target</p> <p>Green - when the actual is equal to or lower than budget or target</p>

Symbols where the color code applies- (Δ, □)

A

CUSTOMER CARE AND OPERATIONS HIGHLIGHTS

Call Center Performance

- Bar graph shows monthly percentage of calls answered within 40 seconds against target of 85%; indicated by grey dotted line. This element is dynamically color coded***
- Line graph denoted by (O) shows the number of calls received by the call center every month

Command Center Performance

- Bar graph shows monthly percentage of calls answered within 40 seconds against target of 85%; indicated by grey dotted line. This element is dynamically color coded***
- Line graph denoted by (O) shows the number of calls received by the command center every month

First Call Resolution (FCR)

- Bar graph shows monthly percentage of calls resolved on first contact against target of 75%; indicated by grey dotted line. This element is color dynamically coded***

Emergency Response Time

- Bar graph shows the percentage of emergency calls responded to within 45 minutes against target of 90%; indicated by grey dotted line. This element is dynamically color coded***
- Line graph denoted by (O) shows the total calls dispatched per month

Fire Hydrants Out of Service (OOS)

- Bar graph shows total hydrants not available for use against target of 91; indicated by grey dotted line. This element is dynamically color coded****
- The bar graph is stacked (blue) to show hydrants that are inaccessible. Inaccessible hydrants are not measured against the target of 91

Fire Hydrant Inspections and Maintenance

- Bar graph shows the total number of fire hydrants repaired per month

Fire Hydrant Replacements

- Bar graph shows the total number of hydrants replaced per month against target of 21; indicated by grey dotted line. This element is dynamically color coded***

Total Applications Processed within Service Level Agreement (SLA)

- Bar graph shows
 - the number of permits processed per month(dark blue)
 - the number of permits processed within SLA per month(light blue)
- Line graph denoted by (O) shows the percentage of permits processed vs. processed within SLA

Dynamic Color Coding Legend

***	****
Red- when the actual is lower than 5% of budget or target Yellow- when the actual is within 5% of budget or target Green- when the actual is equal to or higher than budget or target	Red- when the actual is higher than 5% of budget or target Yellow- when the actual is within 5% of budget or target Green- when the actual is equal to or lower than budget or target

Symbols where the color code applies- (Δ, □)

LOW INCOME ASSISTANCE PROGRAM

SPLASH Contributions

- Bar graph shows monthly SPLASH contributions
- Line graph denoted by (Δ) shows the YTD contributions against target (O). This element is color coded***

Customer Assistance Program (CAP)

- Bar graph shows monthly CAP assistance
- Line graph denoted by (Δ) shows the YTD contributions against budget (O). This element is color coded***

OPERATIONAL HIGHLIGHTS

Lead and Copper Rule (LCR) Compliance

- Line graph denoted by (Δ, O) shows semi-annual LCR monitoring results against target of 15ppb; indicated by grey dotted line. This element is color coded****

Total Coliform Rule (TCR)

- Line graph denoted by (Δ) shows total coliform positives against the EPA maximum contaminant level of 5%. This element is color coded****

Biosolids Production

- Bar graph shows monthly average daily biosolids production

Total Nitrogen

- Line graph denoted by (Δ) shows monthly total nitrogen level against the current permit (dark grey) and 2015 permit (light grey) levels. This element is color coded****

Plant Effluent Flow

- Line graph denoted by (Δ) shows monthly influent flow against the plant design average limit of 370MGD. This element is color coded****

Excess Flow

- Line graph denoted by (Δ) shows monthly excess flow

Water Main Leaks

- Bar graph shows the water main leaks reported
- The bar graph is stacked(dark blue) to show the pending leaks carried over from the previous month if any; bar graph(light blue) shows new water main leaks reported for the given month
- Line graph denoted by (O) shows the number of main leaks repaired per month

Water Valve Leaks

- Bar graph shows the water valve leaks reported
- The bar graph is stacked(dark blue) to show the pending leaks carried over from the previous month if any; bar graph(light blue) shows new water valve leaks reported for the given month
- Line graph denoted by (O) shows the number of valve leaks repaired per month

Dynamic Color Coding Legend

***	****
Red- when the actual is lower than 5% of budget or target Yellow- when the actual is within 5% of budget or target Green- when the actual is equal to or higher than budget or target	Red- when the actual is higher than 5% of budget or target Yellow- when the actual is within 5% of budget or target Green- when the actual is equal to or lower than budget or target

Symbols where the color code applies- (Δ, □)

Non Revenue Water

- Bar graph shows the volume of water purchased(dark blue) and water sold(light blue) per quarter
- Line graph denoted by (Δ, O) shows the Infrastructure Leakage Index(ILI) for the current and previous year

Sewer Main Backups

- Bar graph shows the sewer main backups reported
- The bar graph is stacked(dark blue) to show the pending backups carried over from the previous month if any; bar graph(light blue) shows new sewer main backups reported for the given month
- Line graph denoted by (O) shows the number of main backups resolved per month

Sewer Lateral Backups

- Bar graph shows the sewer lateral backups reported
- The bar graph is stacked(dark blue) to show the pending backups carried over from the previous month if any; bar graph(light blue) shows new sewer laterals backups reported for the given month
- Line graph denoted by (O) shows the number of lateral backups resolved per month

Combined Sewer dry weather Overflow (CSO) Events

- Bar graph shows dry weather CSO events per month
- Line graph denoted by (O) shows the volume in Million Gallons(MG) per dry weather CSO event

Open Positions

- Bar graph (dark blue) shows open positions carried over from the previous month.
- Bar graph (light blue) shows new positions added in the given month.
- Bar graph (olive green) shows positions filled in the given month.
- Bar graph (orange) shows positions cancelled in the given month.
- Bar graph (light green) shows net remaining open positions at the end of the given month.

Electricity Usage Summary

- Bar graph shows total electricity consumption per month

Electricity Usage by Service Area

- Shows a monthly breakdown by service area of electricity usage
- Dark blue shows for Waste Water Treatment Service Area
- Light blue shows Water Pumping Service Area
- Brown shows Sewer Pumping Service Area

Employee Lost Time Incidence Rate

- Bar graph shows quarterly Employee Lost Time (LT) incidence rate as compared to the National average LT rate of 2.0; indicated by grey dotted line. Light blue represents the previous year, brown represents the year before previous and dark blue the current fiscal year.
- Scatter graph denoted by (Δ, O) shows the number of Lost Time accidents and comparison is also made between the current year and the previous years.

Contractor Lost Time Incidence Rate

- Bar graph shows quarterly Contractor Lost Time (LT) incidence rate. Light blue represents the previous year, brown represents the year before previous and dark blue the current fiscal year.
- Scatter graph denoted by (Δ, O) shows the number of Lost Time accidents and comparison is also made between the current year and the previous years.

Dynamic Color Coding Legend

***	****
<p>Red- when the actual is lower than 5% of budget or target</p> <p>Yellow- when the actual is within 5% of budget or target</p> <p>Green- when the actual is equal to or higher than budget or target</p>	<p>Red- when the actual is higher than 5% of budget or target</p> <p>Yellow- when the actual is within 5% of budget or target</p> <p>Green- when the actual is equal to or lower than budget or target</p>

Symbols where the color code applies- (Δ, □)

Vendor Payment Performance

- Bar graph shows monthly Vendor Payment Performance percentage against monthly target of 97%; indicated by grey dotted line. This element is dynamically color coded**
- Line graph denoted by (O) shows the YTD vendor payment performance %.

Dynamic Color Coding Legend

***	****
<p>Red- when the actual is lower than 5% of budget or target</p> <p>Yellow- when the actual is within 5% of budget or target</p> <p>Green- when the actual is equal to or higher than budget or target</p>	<p>Red- when the actual is higher than 5% of budget or target</p> <p>Yellow- when the actual is within 5% of budget or target</p> <p>Green- when the actual is equal to or lower than budget or target</p>

Symbols where the color code applies- (Δ, □)



District of Columbia Water and Sewer Authority

Summary of Contracts on Consent Agenda

204th Meeting of the DC Water Board of Directors

Thursday, December 4, 2014

Joint-Use Contracts

1. Resolution No. 14-73 - Approval to Execute Option Year Three of Contract No. WAS-11-034-AA-MB, Connecticut General Life Insurance Company – The purpose of the option is to continue providing medical services to DC Water employees. The option amount is \$9,276,195. (Recommended by Environmental Quality and Sewerage Services Committee 11/20/14)
2. Resolution No. 14-74 - Approval to Execute Option Year One of Contract No. WAS-12-050-AA-MB, Connecticut General Life Insurance Company – The purpose of the option is to continue providing company-paid life insurance of one times base salary for DC Water employees. The option amount is \$484,222. (Recommended by Environmental Quality and Sewerage Services Committee 11/20/14)
3. Resolution No. 14-75 - Approval to Execute Option Year One of Contract No. WAS-12-045-AA-MB, Connecticut General Life Insurance Company – The purpose of the option is to continue providing DC Water employees with the option to purchase Short-Term and Long-Term Disability coverage. The option amount is \$445,979 (Recommended by Environmental Quality and Sewerage Services Committee 11/20/14)
4. Resolution No. 14-76 - Approval to Execute Contract No. 14-PR-HCM-08, Kaiser Foundation Health Plan of the Mid-Atlantic States, Inc. – The purpose of the contract is to provide a Health Maintenance Organization (HMO) medical plan to employees hired on or after October 1, 1987. The contract amount is \$3,809,536. (Recommended by Environmental Quality and Sewerage Services Committee 11/20/14)
5. Resolution No. 14-77 - Approval to Execute Option Year Two of Contract No. WAS-11-038-AA-MB, Delta Dental – The purpose of the option is to provide a dental plan for Preferred Provider Organization to DC Water employees hired on or after October 1, 1987. The contract amount is \$449,088 (Recommended by Environmental Quality and Sewerage Services Committee 11/20/14)
6. Resolution No. 14-78 - Approval to Execute Contract No. 130090, E.E. Cruz & Company, Inc. – The purpose of the contract is to provide the construction of Division Z – Poplar Point Pumping Station Replacement and Main Outfall Sewers Diversion in support of the DC Clean Rivers Project. The contract amount is \$53,452,275. (Recommended by Environmental Quality and Sewerage Services Committee 11/20/14)

7. Resolution No. 14-79 - Approval to Execute Supplemental Agreement No. 1 of Contract No. DCFA #429-WSA, ARCADIS District of Columbia, P.C. – The purpose of the supplemental agreement is to provide onsite construction management and related engineering services for the Biosolids Program Management at Blue Plains Wastewater Treatment Plant. The contract amount is \$3,012,800. (Recommended by Environmental Quality and Sewerage Services Committee 11/20/14)
8. Resolution No. 14-80 - Approval to Execute Option Year Two of Contract No. WAS-11-017-AA-SC, Mobile Dredging and Pumping Company – The purpose of the option is to provide DC Water with a contractor to remove sediments, debris, and other materials from drains, channels, etc. The option amount is \$673,500. (Recommended by Environmental Quality and Sewerage Services Committee 11/20/14)

Non-Joint Use Contracts

1. Resolution No. 14-82 - Approval to Execute Contract No. 140040, Insituform Technologies, LLC – The purpose of the contract is to rehabilitate storm, combined, and sanitary sewer pipes, lateral connections and manholes to extend the expected life and ensure the functionality and integrity of sewer infrastructure assets. The contract amount is \$5,939,181.05. (Recommended by Environmental Quality and Sewerage Services Committee 11/20/14)
2. Resolution No. 14-83 - Approval to Execute Contract No. 130160, W.M. Schlosser Co., Inc. – The purpose of the contract is to construct impervious membrane over reservoir roof, reservoir perimeter drain system, and cross-connection vault at the Brentwood Reservoir and upgrade lighting and electrical systems at Fort Stanton No. 2 Reservoir. The contract amount is \$5,233,000. (Recommended by Water Quality and Water Services Committee 11/20/14)

Presented and Adopted: December 4, 2014

**SUBJECT: Approval to Execute Option Year Three of Contract No.
WAS-11-034-AA-MB, Connecticut General Life Insurance
Company**

**#14-73
RESOLUTION
OF THE
BOARD OF DIRECTORS
OF THE
D.C. WATER AND SEWER AUTHORITY**

The Board of Directors ("Board") of the District of Columbia Water and Sewer Authority ("the Authority") at its meeting on December 4, 2014, upon consideration of a joint use matter, decided by a vote of __() in favor and __() opposed to execute Option Year Three of Contract No. WAS-11-034-AA-MB, Connecticut General Life Insurance Company.

Be it resolved that:

The Board of Directors hereby authorizes the General Manager to execute Option Year Three of Contract No. WAS-11-034-AA-MB, Connecticut General Life Insurance Company. The purpose of the option is to continue providing medical services to DC Water employees. The option amount is \$9,276,195.

This Resolution is effective immediately.

Secretary to the Board of Directors

**DISTRICT OF COLUMBIA WATER AND SEWER AUTHORITY
BOARD OF DIRECTORS CONTRACTOR FACT SHEET**

ACTION REQUESTED

GOODS AND SERVICES CONTRACT OPTION

**Medical Services
(Joint Use - Indirect Cost)**

Approval to execute option year three (3) for medical services in the amount of \$9,276,195.00.

CONTRACTOR/SUB/VENDOR INFORMATION

PRIME: Connecticut General Life Insurance Company 10490 Little Patuxent Parkway, Suite 400 Columbia, Maryland 21044	SUBS: N/A	PARTICIPATION: N/A
---	---------------------	------------------------------

DESCRIPTION AND PURPOSE

Original Contract Value:	\$6,705,000.00
Original Contract Dates:	01-01-2012—12-31-2012
No. of Option Years in Contract:	4
First Option Year Value:	\$8,120,014.00
First Option Year Dates:	01-01-2013—12-31-2013
Second Option Year Value:	\$8,748,695.00
Second Option Year Dates:	01-01-2014—12-31-2014
Third Option Year Value:	\$9,276,195.00
Third Option Year Dates:	01-01-2015—12-31-2015

Purpose of the Contract:

To provide DC Water employees two (2) medical plans: Preferred Provider Organization (PPO) as well as a Health Maintenance Organization (HMO).

2015 Renewal Rate:

The final renewal rates for 2015 represent an increase of 2.65% over the current 2014 rates. Cigna provided a preliminary increase of 6.8%. The rates were negotiated to a blended increase of 4.7% by DC Water's benefits consultant after performing an independent analysis. The rates were further decreased to 2.65% after making plan design changes to the Cigna Open Access (PPO) Plan.

Spending Previous Year:

Cumulative Contract Value:	01-01-2012 to 12-31-2014: \$23,573,709.00
Cumulative Contract Spending:	01-01-2012 to 09-30-2014: \$22,265,137.00

Contractor's Past Performance:

The contractor's past performance has been satisfactory.

Note: Connecticut General Life Insurance Company's premiums are billed and payable on a monthly basis. The premiums are determined by taking the monthly enrollment in each enrollment category, such as Employee, Employee + 1, and Employee + Family, and multiplying it by the associated rate for that category.

PROCUREMENT INFORMATION


Contract Type:	Fixed Unit Price	Award Based On:	Highest Score Vendor
Commodity:	Services	Contract Number:	WAS-11-034-AA-MB
Contractor Market:	Open Market with preference points for LBE/LSBE participation.		

BUDGET INFORMATION

Funding:	Operating	Department:	Human Capital Management
Service Area:	DC Water wide	Department Head:	Arthur Green


ESTIMATED USER SHARE INFORMATION

User	Share %	Dollar Amount
District of Columbia	83.78%	\$ 7,771,596.17
Washington Suburban Sanitary Commission	11.84%	\$ 1,098,301.49
Fairfax County	3.03%	\$ 281,068.71
Loudoun County	1.17%	\$ 108,531.48
Potomac Interceptor	0.18%	\$ 16,697.15
TOTAL ESTIMATED DOLLAR AMOUNT		\$ 9,276,195.00

 / 11/3/14
 Teresa L. Scott Date
 Acting Director of Procurement

 / 11/5/14
 Gail Alexander-Reeves Date
 Director of Budget

 / 11/5/2014
 Rosalind R. Inge Date
 Assistant General Manager
 Support Services

 / 11/27/14
 George S. Hawkins Date
 General Manager

Presented and Adopted: December 4, 2014

**SUBJECT: Approval to Execute Option Year One of Contract No.
WAS-12-050-AA-MB, Connecticut General Life Insurance
Company**

**#14-74
RESOLUTION
OF THE
BOARD OF DIRECTORS
OF THE
D.C. WATER AND SEWER AUTHORITY**

The Board of Directors ("Board") of the District of Columbia Water and Sewer Authority ("the Authority") at its meeting on December 4, 2014, upon consideration of a joint use matter, decided by a vote of __() in favor and __() opposed to execute Option Year One of Contract No. WAS-12-050-AA-MB, Connecticut General Life Insurance Company.

Be it resolved that:

The Board of Directors hereby authorizes the General Manager to execute Option Year One of Contract No. WAS-12-050-AA-MB, Connecticut General Life Insurance Company. The purpose of the option is to continue providing company-paid life insurance of one times base salary for DC Water employees. The option amount is \$484,222.

This Resolution is effective immediately.

Secretary to the Board of Directors

**DISTRICT OF COLUMBIA WATER AND SEWER AUTHORITY
BOARD OF DIRECTORS CONTRACTOR FACT SHEET**

ACTION REQUESTED

GOODS AND SERVICES CONTRACT MODIFICATION

**Group Life Insurance Services
(Joint-Use)**

Approval to execute option year one (1) for group life insurance services in the amount of \$484,222.00.

CONTRACTOR/SUB/VENDOR INFORMATION

PRIME: Connecticut General Life Insurance Company 10490 Little Patuxent Parkway, Suite 400 Columbia, Maryland 21044	SUBS: N/A	PARTICIPATION: N/A
---	---------------------	------------------------------

DESCRIPTION AND PURPOSE

Original Contract Value: \$737,718.00
 Original Contract Dates: 01-01 2013—12-31-2014
 No. of Option Years in Contract: 3
 First Option Year Value: \$484,222.00
 First Option Year Dates: 01-01-2015—12-31-2015

Purpose of the Contract:

To provide DC Water employees with company-paid life insurance of one times base salary. Employees have the option to purchase Supplemental Life Insurance, Accidental Death and Dismemberment Insurance and Dependent Life Insurance.

2015 Renewal Rate:

The Group Life rates remained unchanged from 2013 and 2014 plan years. Premiums are a function of salary and enrollment. Therefore, the increases in premiums are primarily due to the increases in salary and enrollments.

Spending Previous Year:

Cumulative Contract Value: 01-01-2013 to 12-31-2014: \$737,718.00
 Cumulative Contract Spending: 01-01-2013 to-09-30-2014: \$791,181.20

Contractor's Past Performance:

The contractor's past performance has been satisfactory.

PROCUREMENT INFORMATION


Contract Type:	Fixed Unit Price	Award Based On:	Highest responsive, responsible offeror
Commodity:	Services	Contract Number:	WAS-12-050-AA-MB
Contractor Market:	Open Market		

BUDGET INFORMATION

Funding:	Operating	Department:	Human Capital Management
Service Area:	DC Water wide	Department Head:	Arthur Green

ESTIMATED USER SHARE INFORMATION

User	Share %	Dollar Amount
District of Columbia	83.78%	\$405,681.19
Washington Suburban Sanitary Commission	11.84%	\$ 57,331.88
Fairfax County	3.03%	\$ 14,671.93
Loudoun County	1.17%	\$ 5,665.40
Potomac Interceptor	0.18%	\$ 871.60
TOTAL ESTIMATED DOLLAR AMOUNT	100.00%	\$ 484,222.00

 11/5/14
 Teresa L. Scott Date
 Acting Director of Procurement

 11/5/14
 Gail Alexander-Reeves Date
 Director of Budget

 11/5/14
 Rosalind R. Inge Date
 Assistant General Manager

 11/24/14
 George S. Hawkins Date
 General Manager

Presented and Adopted: December 4, 2014

**SUBJECT: Approval to Execute Option Year One of Contract No.
WAS-12-045-AA-MB, Connecticut General Life Insurance
Company**

**#14-75
RESOLUTION
OF THE
BOARD OF DIRECTORS
OF THE
D.C. WATER AND SEWER AUTHORITY**

The Board of Directors ("Board") of the District of Columbia Water and Sewer Authority ("the Authority") at its meeting on December 4, 2014, upon consideration of a joint use matter, decided by a vote of __() in favor and __() opposed to execute Option Year One of Contract No. WAS-12-045-AA-MB, Connecticut General Life Insurance Company.

Be it resolved that:

The Board of Directors hereby authorizes the General Manager to execute Option Year One of Contract No. WAS-12-045-AA-MB, Connecticut General Life Insurance Company. The purpose of the option is to continue providing DC Water employees with the option to purchase Short-Term and Long-Term Disability coverage. The option amount is \$445,979.

This Resolution is effective immediately.

Secretary to the Board of Directors

**DISTRICT OF COLUMBIA WATER AND SEWER AUTHORITY
BOARD OF DIRECTORS CONTRACTOR FACT SHEET**

ACTION REQUESTED

GOODS AND SERVICES CONTRACT OPTION :

**Group Disability Insurance Services
(Joint Use - Indirect Cost)**

Approval to execute option year one (1) for group disability insurance services in the amount of \$445,979.00.

CONTRACTOR/SUB/VENDOR INFORMATION

PRIME: Connecticut General Life insurance Company 10490 Little Patuxent Parkway, Suite 400 Columbia, Maryland 21044	SUBS: N/A	PARTICIPATION: N/A
--	---------------------	------------------------------

DESCRIPTION AND PURPOSE

Original Contract Value: \$708,832.00
 Original Contract Dates: 01-01-2013—12-31-2014
 No. of Option Years in Contract: 3
 Option Year (01)Values: \$445,979.00
 Option Year (01) Dates: 01-01-2015—12-31-2015

Purpose of the Contract:

To provide DC Water employees with the option to purchase Short-Term and Long-Term Disability coverage.

2015 Renewal Rate:

The Group Disability rates remain unchanged from 2013 and 2014 plan years. The difference in premiums between the 2013 and 2014 plan years, and the projected 2015 plan year are due to fluctuation in enrollment/volume and age band of population.

Spending Previous Year:

Cumulative Contract Value: 01-01-2013 to 12-31-2014—\$708,832.00
 Cumulative Contract Spending: 01-01-2013 to 09-30-2014—\$726,828.62

Contractor's Past Performance:

The contractor's past performance has been satisfactory.

PROCUREMENT INFORMATION


Contract Type:	Fixed Price	Award Based On:	Highest Score Vendor
Commodity:	Services	Contract Number:	WAS-12-045-AA-MB
Contractor Market:	Open Market with LBE/LSBE Preference Points		

BUDGET INFORMATION

Funding:	Operating	Department:	Human Capital Management
Service Area:	DC Water wide	Department Head:	Arthur Green

ESTIMATED USER SHARE INFORMATION

User	Share %	Dollar Amount
District of Columbia	83.78%	\$373,641.21
Washington Suburban Sanitary Commission	11.84%	\$ 52,803.91
Fairfax County	3.03%	\$ 13,513.16
Loudoun County & Potomac Interceptor	1.17%	\$ 5,217.96
Other, Specify	0.18%	\$ 802.76
TOTAL ESTIMATED DOLLAR AMOUNT	100.00%	\$445,979.00

 / 11/3/14

 Teresa L. Scott Date
 Acting Director of Procurement

 / 11/05/2014

 Gail Alexander-Reeves Date
 Director of Budget

 / 11/5/2014

 Rosalind R. Inge Date
 Assistant General Manager
 Support Services

 / 11/24/14

 George S. Hawkins Date
 General Manager

Presented and Adopted: December 4, 2014

**SUBJECT: Approval to Execute Contract No. 14-PR-HCM-08
Kaiser Foundation Health Plan of the Mid-Atlantic States,
Inc.**

**#14-76
RESOLUTION
OF THE
BOARD OF DIRECTORS
OF THE
D.C. WATER AND SEWER AUTHORITY**

The Board of Directors ("Board") of the District of Columbia Water and Sewer Authority ("the Authority") at its meeting on December 4, 2014, upon consideration of a joint use matter, decided by a vote of ___() in favor and ___() opposed to execute Contract No. 14-PR-HCM-08, Kaiser Foundation Health Plan of the Mid-Atlantic States, Inc.

Be it resolved that:

The Board of Directors hereby authorizes the General Manager to execute Contract No. 14-PR-HCM-08, Kaiser Foundation Health Plan of the Mid-Atlantic States, Inc. The purpose of the contract is to provide a Health Maintenance Organization (HMO) medical plan to employees hired on or after October 1, 1987. The contract amount is \$3,809,536.

This Resolution is effective immediately.

Secretary to the Board of Directors

**DISTRICT OF COLUMBIA WATER AND SEWER AUTHORITY
BOARD OF DIRECTORS CONTRACTOR FACT SHEET**

ACTION REQUESTED

GOODS AND SERVICES CONTRACT AWARD:

**Staff Model HMO Medical Plan
(Joint Use - Indirect Cost)**

Approval to execute a contract for a base period of one (1) year in the amount of \$3,809,536.00.

CONTRACTOR/SUB/VENDOR INFORMATION

PRIME:	SUBS:	PARTICIPATION:
Kaiser Foundation Health Plan of the Mid-Atlantic States, Inc. 2101 East Jefferson Street Rockville, Maryland 20852	N/A	N/A

DESCRIPTION AND PURPOSE

Base Year Contract Value:	\$3,809,536.00
Contract Base Period:	365 days (1 year)
Number of Option Years:	4
Anticipated Contract Start Date:	01-01-2015
Anticipated Contract Completion Date:	12-31-2015
Proposal Closing Date:	08-15-2014
Proposals Received:	1
Proposal Range:	\$3,809,536.00
Preference Points Received:	0

Purpose of the Contract:

To provide a Health Maintenance Organization (HMO) medical plan to employees hired on/or after October 1, 1987.

Note: This is a sole source award to Kaiser Foundation Health Plan of the Mid-Atlantic States, Inc. (Kaiser) because it is the only based HMO provider in the region. DC Water has a significant number of employees that are loyal Kaiser participants.

Kaiser's premiums are billed and payable on a monthly basis. The premiums are determined by taking the monthly enrollment in each enrollment category, such as Employee, Employee +1, and Employee +Family, and multiplying it by the associated rate for that category.

PROCUREMENT INFORMATION

Contract Type:	Fixed Unit Price	Award Based On:	Sole Source
Commodity:	Services	Contract Number:	14-PR-HCM-08
Contractor Market:	N/A		


BUDGET INFORMATION

Funding:	Operating	Department:	Human Capital Management
Service Area:	DC Water wide	Department Head:	Arthur Green

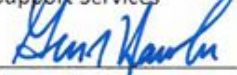
ESTIMATED USER SHARE INFORMATION

User	Share %	Dollar Amount
District of Columbia	83.78%	\$3,191,629.27
Washington Suburban Sanitary Commission	11.84%	\$ 451,049.06
Fairfax County	3.03%	\$ 115,428.94
Loudoun County & Potomac Interceptor	1.17%	\$ 44,571.57
Other, Specify	0.18%	\$ 6,857.16
TOTAL ESTIMATED DOLLAR AMOUNT	100.00%	\$3,809,536.00

 / 11/3/14
 Teresa L. Scott Date
 Acting Director of Procurement

 / 11/5/2014
 Gail Alexander Reeyes Date
 Director of Budget

 / 11/5/2014
 Rosalind R. Inge Date
 Assistant General Manager
 Support Services

 / 11/24/14
 George S. Hawkins Date
 General Manager

Presented and Adopted: December 4, 2014

**SUBJECT: Approval to Execute Option Year Two of Contract No.
WAS-11-038-AA-MB, Delta Dental**

**#14-77
RESOLUTION
OF THE
BOARD OF DIRECTORS
OF THE
D.C. WATER AND SEWER AUTHORITY**

The Board of Directors ("Board") of the District of Columbia Water and Sewer Authority ("the Authority") at its meeting on December 4, 2014, upon consideration of a joint use matter, decided by a vote of ___() in favor and ___() opposed to execute Option Year Two of Contract No. WAS-11-038-AA-MB, Delta Dental.

Be it resolved that:

The Board of Directors hereby authorizes the General Manager to execute Option Year Two of Contract No. WAS-11-038-AA-MB, Delta Dental. The purpose of the option is to provide a dental plan for Preferred Provider Organization to DC Water employees hired on or after October 1, 1987. The contract amount is \$449,088.

This Resolution is effective immediately.

Secretary to the Board of Directors

**DISTRICT OF COLUMBIA WATER AND SEWER AUTHORITY
BOARD OF DIRECTORS CONTRACTOR FACT SHEET**

ACTION REQUESTED

GOODS AND SERVICES CONTRACT OPTION :

**Dental Services
(Indirect Cost)**

Approval to execute option year two (2) for dental services in the amount of \$449,088.00.

CONTRACTOR/SUB/VENDOR INFORMATION

PRIME: Delta Dental One Delta Drive Mechanicsburg, Pennsylvania 17055	SUBS: N/A	PARTICIPATION: N/A
---	---------------------	------------------------------

DESCRIPTION AND PURPOSE

Original Contract Value:	\$706,504.56
Original Contract Dates:	01-01-2012—12-31-2013
No. of Option Years in Contract:	3
Option Year (01) Values:	\$293,342.52
Option Year (01) Dates:	01-01-2014—12-31-2014
Option Year (02) Values	\$449,088.00
Option Year (02) Dates	01-01-2015—12-31-2015

Purpose of the Contract:

To provide employees a dental plan for Preferred Provider Organization (PPO) to DC Water's employees hired on or after October 1, 1987.

2015 Renewal Rate:

The final renewal rates for 2015 represent a 9.8% increase over the current 2014 rates. DC Water's benefits consultant (consultant) performed an independent analysis reflecting an increase of 9.0%. Based on the independent analysis, the consultant requested Delta Dental to submit updated renewal rates. Delta Dental maintained the projected increase of 9.8% was necessary due to losses. Claims and administrative costs were in excess of premiums for the period October 1, 2013 to September 20, 2014. The consultant determined that the 9.8% increase was acceptable given that it was within 1% of their September 22, 2014 enrollment matrix calculations.

Spending Previous Year:

Cumulative Contract Value:	01-01-2012 to 12-31-2014—\$ 999,847.08
Cumulative Contract Spending:	01-01-2012 to 09-30-2014—\$1,053,132.21

Contractor's Past Performance:

The contractor's past performance has been satisfactory.

Presented and Adopted: December 4, 2014
SUBJECT: Approval to Execute Contract No. 130090
E.E. Cruz & Company, Inc.

#14-78
RESOLUTION
OF THE
BOARD OF DIRECTORS
OF THE
D.C. WATER AND SEWER AUTHORITY

The Board of Directors ("Board") of the District of Columbia Water and Sewer Authority ("the Authority") at its meeting on December 4, 2014, upon consideration of a joint use matter, decided by a vote of ___() in favor and ___() opposed to execute Contract No. 130090, E.E. Cruz & Company, Inc.

Be it resolved that:

The Board of Directors hereby authorizes the General Manager to execute Contract No. 130090, E.E. Cruz & Company, Inc. The purpose of the contract is to provide the construction of Division Z – Poplar Point Pumping Station Replacement and Main Outfall Sewers Diversion in support of the DC Clean Rivers Project. The contract amount is \$53,452,275.

This Resolution is effective immediately.

Secretary to the Board of Directors

**DISTRICT OF COLUMBIA WATER AND SEWER AUTHORITY
BOARD OF DIRECTORS CONTRACTOR FACT SHEET**

ACTION REQUESTED

CONSTRUCTION CONTRACT:

**Anacostia River Combined Sewer Overflow Control Projects
Division Z – Poplar Point Pumping Station Replacement
and Main Outfall Sewers Diversion
(Joint Use)**

Approval to execute a construction contract for \$ 53,452,275.00

CONTRACTOR/SUB/VENDOR INFORMATION

PRIME:	SUBS:	PARTICIPATION:
E.E. Cruz & Company, Inc. 250 W. Pratt Street Suite 620 Baltimore, MD 21201	MBE/WBE Eligible Amounts:	
	MBE \$12,695,062.00	26.53%
	WBE \$1,506,263.50	3.15%
	MBE/WBE Total \$14,201,325.50	
	Total Eligible \$47,852,275.00	29.68%
	See Attachment A for List of MBE/WBE Subs.	

DESCRIPTION AND PURPOSE

Contract Value, Not-To-Exceed:	\$ 53,452,275.00
Contract Time:	835 Days (2 Years, 4 Months)
Anticipated Contract Start Date:	01-15-2015
Anticipated Contract Completion Date:	04-29-2017
Bid Opening Date:	10-01-2014
Number of Firms Submitting Qualifications:	7
*American Infrastructure Cianbro Corporation	*EE Cruz & Company Fru-Con Construction
Clark Construction Group, LLC Corman Construction – W.M. Schlosser JV	Ulliman-Schutte Construction, LLC (Short-listed firm)
Number of Firms Shortlisted:	3
Other Bids Received:	
Clark Construction Group, LLC	\$58,327,010.00
American Infrastructure	\$59,697,777.00

Purpose of the Contract:

Provide the construction of Division Z – Poplar Point Pumping Station Replacement and Main Outfall Sewers Diversion in support of the DC Clean Rivers Project.

This work is required by a Consent Decree.

Contract Scope:

- Construct the Poplar Point Pumping Station
- Construct the Anacostia Main Interceptor Diversion Sewer
- Construct the Barry Road Replacement Sewer
- Construct the Main Outfall Sewers Diversion Chamber

Federal Grant Status: Construction Contract is eligible for Federal grant funding assistance: inclusion in grant is pending availability of grant funds.

PROCUREMENT INFORMATION

Contract Type:	Fixed Price	Award Based On:	Lowest responsive, responsible bidder
Commodity:	Construction	Contract Number:	130090
Contractor Market:	Open Market		

BUDGET INFORMATION

Funding:	Capital	Department:	DC Clean Rivers Project
Service Area:	Combined Sewer Overflow	Department Head:	Carlton Ray
Project:	CY, G1		

ESTIMATED USER SHARE INFORMATION

CY – Poplar Point PS Allocation

User	Share %	Dollar Amount
District of Columbia	90.0%	\$37,688,734.80
Federal Funds	0.00%*	\$0.00
Washington Suburban Sanitary Commission	10.00%	\$4,187,637.20
Fairfax County	0.00%	\$0.00
Loudoun County & Potomac Interceptor	0.00%	\$0.00
Total Estimated Dollar Amount	100.00%	\$41,876,372.00

CY – Blue Plains Allocation

User	Share %	Dollar Amount
District of Columbia	41.22%	\$4,452,132.22
Federal Funds	0.00%*	\$0.00
Washington Suburban Sanitary Commission	45.84%	\$4,951,133.94
Fairfax County	8.38%	\$905,115.67
Loudoun County & Potomac Interceptor	4.56%	\$492,521.17
Total Estimated Dollar Amount	100.00%	\$10,800,903.00

G1 – Small Local Sewer Rehab

User	Share %	Dollar Amount
District of Columbia	100.00%	\$775,000.00
Federal Funds	0.00%*	\$0.00
Washington Suburban Sanitary Commission	0.00%	\$0.00
Fairfax County	0.00%	\$0.00
Loudoun County & Potomac Interceptor	0.00%	\$0.00
Total Estimated Dollar Amount	100.00%	\$775,000.00

Combined

User	Share %	Dollar Amount
District of Columbia	80.29%	\$42,915,867.02
Federal Funds	0.00%*	\$0.00
Washington Suburban Sanitary Commission	17.10%	\$9,138,771.14
Fairfax County	1.69%	\$905,115.67
Loudoun County & Potomac Interceptor	0.92%	\$492,521.17
Total Estimated Dollar Amount	100.00%	\$53,452,275.00

* Eligible for Federal Appropriation Funding. Appropriation funding is insufficient to fund all eligible contracts. Federal Appropriation Funding may be used if additional funding becomes available or if other eligible projects are postponed.

**ATTACHMENT A
SUBCONTRACTOR LISTING**

CONSTRUCTION CONTRACT 130090

**ANACOSTIA RIVER COMBINED SEWER OVERFLOW CONTROL PROJECTS
DIVISION Z – POPLAR POINT PUMPING STATION REPLACEMENT
AND MAIN OUTFALL SEWERS DIVERSION**

SUBS:	MBE/WBE	AMOUNT:	PARTICIPATION:
Century Fence Upper Marlboro, MD	WBE	\$41,770	0.09%
Seed & Site Solutions Damascus, MD	WBE	\$47,380	0.10%
Aarons Concrete Pumping Westminster, MD	WBE	\$222,770	0.46%
Guardrails Etc. Baltimore, MD	WBE	\$21,949	0.05%
McGee Mobile Cranes Berryville, VA	WBE	\$1,015,349.50	2.12%
Oelmann Electric Supply Lutherville, MD	WBE	\$75,000	0.16%
Empire Landscaping Silver Spring, MD	WBE	\$47,496	0.10%
On Site Photography Annapolis, MD	WBE	\$34,549	0.07%
WBE Total	WBE	\$1,506,263.50	3.15%

DC Water Board of Directors - VIII. Consent Items (Joint Use)

SUBS:	MBE/WBE	AMOUNT:	PARTICIPATION:
Contract Design and Development LLC Lanham, MD	MBE	\$1,834,500	3.83%
Seca Underground Corporation Baltimore, MD	MBE	\$4,245,000	8.87%
Chevy Chase Contractors, Inc. Silver Spring, MD	MBE	\$252,930	0.53%
Road Safety LLC Glen Burnie, MD	MBE	\$23,204	0.05%
Stillwater Construction Group Great Falls, VA	MBE	\$483,000	1.01%
APEX Largo, MD	MBE	\$100,000	0.21%
Monumental Concrete, LLC Washington, DC	MBE	\$1,500,000	3.13%
Bulldog Distribution Trucking Silver Spring, MD	MBE	\$1,066,000	2.23%
Dulles Geo. & Mat Testing Services Chantilly, VA	MBE	\$175,000	0.37%
Aultec Gaithersburg, MD	MBE	\$230,000	0.48%
Metro Paving Hyattsville, MD	MBE	\$179,428	0.37%
G&C Service & Supply Washington DC	MBE	\$425,000	0.89%
McKissack & McKissack Washington DC	MBE	\$100,000	0.21%
Best Masonry Beltsville, MD	MBE	\$190,000	0.40%
Autum Contracting, Inc. Spingfield, VA	MBE	\$741,000	1.55%
Washington Stair and Iron Baltimore, MD	MBE	\$1,150,000	2.40%
MBE Total	MBE	\$12,695,062	26.53%

US EPA Fair Share Objective for Construction: MBE 32%; WBE 6%

This is a construction contract. As the construction progresses, additional and alternate subcontractors and suppliers will be solicited by the Contractor to perform the work. The Contractor has committed to exercising its best efforts to meet or exceed the MBE/WBE Fair Share Objectives as the final construction needs are identified.

Presented and Adopted: December 4, 2014

**SUBJECT: Approval to Execute Supplemental Agreement No. 1 of
Contract No. DCFA #429-WSA, ARCADIS District of
Columbia, P.C.**

**#14-79
RESOLUTION
OF THE
BOARD OF DIRECTORS
OF THE
D.C. WATER AND SEWER AUTHORITY**

The Board of Directors ("Board") of the District of Columbia Water and Sewer Authority ("the Authority") at its meeting on December 4, 2014, upon consideration of a joint use matter, decided by a vote of ___() in favor and ___() opposed to execute Supplemental Agreement No. 1 of Contract No. DCFA #429-WSA, ARCADIS District of Columbia, P.C.

Be it resolved that:

The Board of Directors hereby authorizes the General Manager to execute Supplemental Agreement No. 1 of Contract No. DCFA #429-WSA, ARCADIS District of Columbia, P.C. The purpose of the supplemental agreement is to provide onsite construction management and related engineering services for the Biosolids Program Management at Blue Plains Wastewater Treatment Plant. The contract amount is \$3,012,800.

This Resolution is effective immediately.

Secretary to the Board of Directors

**DISTRICT OF COLUMBIA WATER AND SEWER AUTHORITY
BOARD OF DIRECTORS CONTRACTOR FACT SHEET**

ACTION REQUESTED

**ENGINEERING SERVICES SUPPLEMENTAL AGREEMENT:
Construction Management - Biosolids Management Program
(Joint Use)**

Approval to execute Supplemental Agreement No. 1 for \$3,012,800. The modification exceeds the General Manager's approval authority.

CONTRACTOR/SUB/VENDOR INFORMATION

PRIME:	SUBS:	PARTICIPATION:
ARCADIS District of Columbia, P.C. 9861 Broken Land Parkway Suite 254 Columbia, MD 21046	O'Brien & Gere Engineers, Inc. Landover, MD	20.2%
	HAKS Engineers, Inc. Fairfax, VA	16.8%
	Delon Hampton & Associates Washington, DC	1.9%
	J-DOS Internationale, Inc. Washington, DC	5.0%
	GeoConcepts Engineering, Inc. Ashburn, VA	0.4%

DESCRIPTION AND PURPOSE

Original Contract Value:	\$28,385,874
Value of this Supplemental Agreement:	\$3,012,800
Cumulative SA Value, including this SA:	\$3,012,800
Current Contract Value, Including this SA:	\$31,398,674
Original Contract Time:	1,249 Days (3 Years, 5 Months)
Time extension, this SA:	461 Days
Total SA contract time extension:	461 Days (1 Year, 3 Months)
Contract Start Date:	04-26-2011
Contract Completion Date:	12-31-2015

Purpose of the Contract:

To provide onsite construction management and related engineering services for the Biosolids Program Management at Blue Plains Wastewater Treatment Plant.

Original Contract Scope:

- Provide construction management and related services including review services during the design phase including constructability, cost estimates and schedules.
- Assistance during the bidding phase.
- Construction management including review of shop drawings, schedules, and other construction contractor submittals; resident engineering and inspection services; quality assurance program; materials testing; claims avoidance, preparation of change orders; preparation of close out packages.
- Services will be provided for the following projects in the new Digestion Facilities: Final Dewatering, Main Process Train, and Combined Heat and Power.

Current Supplemental Agreement Scope:

- Provide extension of construction management services to accommodate changes in sequence and scope for construction projects that are part of the Biosolids Management Program (Main Process Train, Combined Heat & Power, Final Dewatering Facility 1C and Final Dewatering Facility 2C). Changes include upgrades to the waste liquor return pump station, existing lime stabilization system enhancement sequence, alterations to odor control chemical feed system for compatibility with hydrochloric acid and for compatibility with foul air loading.

Future Supplemental Agreement Scope:

- No future supplemental agreement is anticipated.

PROCUREMENT INFORMATION

Contract Type:	Cost Plus Fixed Fee	Award Based On:	Highest Ranking Score
Commodity:	Engineering Services	Contract Number:	DCFA #429-WSA
Contractor Market:	Open Market		

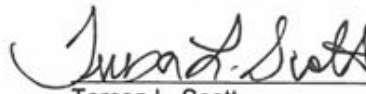
BUDGET INFORMATION


Funding:	Capital	Department:	Engineering and Technical Services
Service Area:	Wastewater	Department Head:	David McLaughlin
Project:	XA		


ESTIMATED USER SHARE INFORMATION

User	Share %	Dollar Amount
District of Columbia	41.22%	\$1,241,876.00
Washington Suburban Sanitary Commission	45.84%	\$1,381,067.00
Fairfax County	8.38%	\$252,473.00
Loudoun County & Potomac Interceptor	4.56%	\$137,384.00
Total Estimated Dollar Amount	100.00%	\$3,012,800.00

 11/13/14
 Gail Alexander-Reeves Date
 Director of Budget

 11/13/14
 Teresa L. Scott Date
 Acting Director of Procurement

for  11/13/14
 Leonard R. Benson Date
 Chief Engineer

 4/24/14
 George S. Hawkins Date
 General Manager

Presented and Adopted: December 4, 2014

**SUBJECT: Approval to Execute Option Year Two of Contract No.
WAS-11-017-AA-SC, Mobile Dredging and Pumping
Company**

**#14-80
RESOLUTION
OF THE
BOARD OF DIRECTORS
OF THE
D.C. WATER AND SEWER AUTHORITY**

The Board of Directors ("Board") of the District of Columbia Water and Sewer Authority ("the Authority") at its meeting on December 4, 2014, upon consideration of a joint use matter, decided by a vote of __() in favor and __() opposed to execute Option Year Two of Contract No. WAS-11-017-AA-SC, Mobile Dredging and Pumping Company.

Be it resolved that:

The Board of Directors hereby authorizes the General Manager to execute Option Year Two of Contract No. WAS-11-017-AA-SC, Mobile Dredging and Pumping Company. The purpose of the option is to provide DC Water with a contractor to remove sediments, debris, and other materials from drains, channels, etc. The option amount is \$673,500.

This Resolution is effective immediately.

Secretary to the Board of Directors

**DISTRICT OF COLUMBIA WATER AND SEWER AUTHORITY
BOARD OF DIRECTORS CONTRACTOR FACT SHEET**

ACTION REQUESTED

GOODS AND SERVICES CONTRACT OPTION:

High Vacuum High Pressure Cleaning Services

Joint Use (Direct)

Approval to execute option year two (2) for high pressure cleaning services in the amount of \$673,500.

CONTRACTOR/SUB/VENDOR INFORMATION

PRIME: Mobile Dredging and Pumping Company 3100 Bethel Road Chester, PA 19013	SUBS: N/A	PARTICIPATION: N/A
---	---------------------	------------------------------

DESCRIPTION AND PURPOSE

Original Contract Value:	\$554,000.00
Original Contract Dates:	10-01-2012—09-30-2013
No. of Option Years in Contract:	4
Option Year (1) Value:	\$639,000.00
Option Year (1) Dates:	10-01-2013—09-30-2014
Contract Modification Value:	\$242,000.00
Contract Modification Dates:	10-01-2012 – 12-31-2014
This Option Year Value:	\$673,500.00
This Option Year Dates:	12-31-2014 – 09-30-2015

Purpose of the Contract:

To provide DC Water with a contractor to remove sediments, debris, and other materials from drains, channels, runoff pump stations, sump pumps, centrifuges, conveyors, process tanks, storage tanks, catch basins, and pipes throughout the Blue Plains Advanced Wastewater Treatment Plant.

Spending Previous Year:

Cumulative Contract Value:	10-01-2012 to 12-31-2014—\$1,435,000.00
Cumulative Contract Spending:	10-01-2012 to 10-10-2014—\$1,294,243.99

Contractor's Past Performance:

The contractor's past performance has been satisfactory.

PROCUREMENT INFORMATION

Contract Type:	Fixed Price Requirements Contract	Award Based On:	Highest Rated Offeror
Commodity:	Services	Contract Number:	WAS-11-017-AA-SC
Contractor Market:	Open market with preference for certified LBE's and LSBEs.		

BUDGET INFORMATION

Funding:	Operating	Department:	Wastewater Treatment
Service Area:	Blue Plains AWTF	Department Head:	Aklile Tesfaye


ESTIMATED USER SHARE INFORMATION

User	Share %	Dollar Amount
District of Columbia	43.70%	\$ 294,319.50
Washington Suburban Sanitary Commission	41.43%	\$ 279,031.05
Fairfax County	10.33%	\$ 69,572.55
Loudoun County	3.93%	\$ 26,468.55
Potomac Interceptor	0.61%	\$ 4,108.35
TOTAL ESTIMATED DOLLAR AMOUNT	100.00%	\$ 673,500.00

 , 11/13/14
 _____ Date
 Teresa L. Scott
 Acting Director of Procurement

 , 11/13/14
 _____ Date
 Gail Alexander-Reeves
 Director of Finance & Budget

 , 11/13/14
 _____ Date
 Walter F. Bailey
 Assistant General Manager
 Blue Plains Advance Wastewater Treatment Plant

 , 11/24/14
 _____ Date
 George S. Hawkins
 General Manager

Presented and Adopted: December 4, 2014

SUBJECT: Adoption of Collective Bargaining Agreement- Working Conditions (NAGE)

**#14-81
RESOLUTION
OF THE
BOARD OF DIRECTORS
OF THE
D.C. WATER AND SEWER AUTHORITY**

The Board of Directors ("Board") of the District of Columbia Water and Sewer Authority, ("the Authority and "DC Water") at its meeting on December 4, 2014 upon consideration of a joint-use matter, decided by a vote of _____ () in favor and _____ () opposed, to take the following action with respect to approval of the Collective Bargaining Agreement on Working Conditions between DC Water and National Association of Government Employees (NAGE) Local R3-06.

WHEREAS, the District of Columbia Employee Relations Board (PERB) has certified the National Association of Government Employees (NAGE) Local R3-06 ("the Union"), to represent some employees of the District of Columbia Water and Sewer Authority; and

WHEREAS, representatives of the Authority and the Union has bargained in good faith pursuant to law to achieve a successor Working Conditions Agreement; and

WHEREAS, the Human Resources and Labor Relations Committee met on November 12, 2014 and has recommended that the Board approve execution of this Working Condition Agreement; and

WHEREAS, the members of NAGE Local R3-06 met on October 27, 2014 and voted to ratify the Collective Bargaining Agreement on Working Conditions between DC Water and NAGE Local R3-06; and

WHEREAS, the proposed working condition agreement constitutes a joint effort by the Union and the Authority to assure fairness to employees and efficient, economical management by the Authority.

NOW THEREFORE BE IT RESOLVED:

1. The Board approves the Collective Bargaining Agreement on Working Conditions between DC Water and National Association of Government Employees (NAGE) Local R3-06.
2. This Working Condition Agreement shall be effective, in accordance with its terms, for the period commencing on the date of full execution and ending on September 30, 2017.
3. The Chairman of the Board, the Chairman of the Human Resources and Labor Relations Committee and the General Manager are authorized to execute this Working Condition Agreement.
4. The General Manager is authorized to take all actions necessary to fully implement this Working Condition Agreement.

Secretary to the Board of Directors

Presented and Adopted: December 4, 2014
SUBJECT: Approval to Execute Contract No. 140040
Insituform Technologies, LLC

#14-82
RESOLUTION
OF THE
BOARD OF DIRECTORS
OF THE
D.C. WATER AND SEWER AUTHORITY

The Board of Directors ("Board") of the District of Columbia Water and Sewer Authority ("the Authority") at its meeting on December 4, 2014, upon consideration of a non-joint use matter, decided by a vote of __() in favor and __() opposed to execute Contract No. 140040, Insituform Technologies, LLC.

Be it resolved that:

The Board of Directors hereby authorizes the General Manager to execute Contract No. 140040, Insituform Technologies, LLC. The purpose of the contract is to rehabilitate storm, combined, and sanitary sewer pipes, lateral connections and manholes to extend the expected life and ensure the functionality and integrity of sewer infrastructure assets. The contract amount is \$5,939,181.05.

This Resolution is effective immediately.

Secretary to the Board of Directors

**DISTRICT OF COLUMBIA WATER AND SEWER AUTHORITY
BOARD OF DIRECTORS CONTRACTOR FACT SHEET**

ACTION REQUESTED

CONSTRUCTION CONTRACT:

**Small Local Sewer Rehabilitation 4
(Non-Joint Use)**

Approval to execute a construction contract for \$5,939,181.05.

CONTRACTOR/SUB/VENDOR INFORMATION

PRIME:	SUBS:	PARTICIPATION:
Insituform Technologies, LLC 709 E. Ordnance Road Suite 501 Baltimore, MD 21226		

* Due to the nature of the work, the market for DBE subcontractors was not expected to be sufficient to meet the Fair Share Objective and this contract was advertised as open market with preference for local and small businesses.

DESCRIPTION AND PURPOSE

Contract Value, Not-To-Exceed:	\$5,939,181.05
Contract Time:	365 Days (1 Year)
Anticipated Contract Start Date:	04-03-2015
Anticipated Contract Completion Date:	04-02-2016
Bid Opening Date:	09-24-2014
Bids Received:	6
Other Bids Received	
IPR Northeast, LLC	\$ 6,984,315.50
Layne Inliner, LLC	\$ 7,950,617.50
AM-Liner East, Inc	\$ 8,169,079.60
Tutor Perini Corporation	\$ 9,260,000.00
SAK Construction, LLC	\$ 10,772,600.00

Purpose of the Contract:

To rehabilitate storm, combined, and sanitary sewer pipes, lateral connections, and manholes to extend the expected life and ensure the functionality and integrity of sewer infrastructure assets.

Contract Scope:

- Provide sewer rehabilitation using cured-in-place pipe (CIPP) liners of approximately 57,000 linear feet of 8-in through 24-inch diameter storm, sanitary, and combined sewers located in DuPont Park, S.E. and Washington Highlands, S.E. as well as 13,000 linear feet of 10-inch through 24-inch diameter CIPP liners in Lamond Riggs, N.E. and Park View, N.W.
- Associated work such as sewer cleaning, pre and post CCTV inspection, trimming protruding services, reinstating service laterals, manhole rehabilitation, surface restoration, bypass pumping, and maintenance of traffic are also included.

Federal Grant Status:

- Construction Contract is not eligible for Federal grant funding assistance.

PROCUREMENT INFORMATION

Contract Type:	Fixed Price	Award Based On:	Lowest responsive, responsible bidder
Commodity:	Construction	Contract Number:	140040
Contractor Market:	Open Market with preference		

BUDGET INFORMATION


Funding:	Capital	Department:	Engineering and Technical Services
Service Area:	Sanitary	Department Head:	David McLaughlin
Project:	GA		

ESTIMATED USER SHARE INFORMATION

User	Share %	Dollar Amount
District of Columbia	100.00%	\$5,939,181.05
Federal Funds	0.00%	\$ 0.00
Washington Suburban Sanitary Commission	0.00%	\$ 0.00
Fairfax County	0.00%	\$ 0.00
Loudoun County & Potomac Interceptor	0.00%	\$ 0.00
Total Estimated Dollar Amount	100.00%	\$5,939,181.05


 Gail Alexander-Reeves
 Director of Budget
 Date 11/13/14


 Teresa L. Scott
 Acting Director of Procurement
 Date 11/13/14


 Leonard R. Benson
 Chief Engineer
 Date 11/12/14


 George S. Hawkins
 General Manager
 Date 11/24/14

Presented and Adopted: December 4, 2014
SUBJECT: Approval to Execute Contract No. 130160
W.M. Schlosser Co., Inc.

#14-83
RESOLUTION
OF THE
BOARD OF DIRECTORS
OF THE
D.C. WATER AND SEWER AUTHORITY

The Board of Directors ("Board") of the District of Columbia Water and Sewer Authority ("the Authority") at its meeting on December 4, 2014, upon consideration of a non-joint use matter, decided by a vote of ___() in favor and ___() opposed to execute Contract No. 130160, W.M. Schlosser Co., Inc.

Be it resolved that:

The Board of Directors hereby authorizes the General Manager to execute Contract No. 130160, W.M. Schlosser Co., Inc. The purpose of the contract is to construct impervious membrane over reservoir roof, reservoir perimeter drain system, and cross-connection vault at the Brentwood Reservoir and upgrade lighting and electrical systems at Fort Stanton No. 2 Reservoir. The contract amount is \$5,233,000.

This Resolution is effective immediately.

Secretary to the Board of Directors

**DISTRICT OF COLUMBIA WATER AND SEWER AUTHORITY
BOARD OF DIRECTORS CONTRACTOR FACT SHEET**

ACTION REQUESTED

CONSTRUCTION CONTRACT:

**Rehabilitation of Brentwood and Fort Stanton No. 2 Reservoirs Contract 3
(Non-Joint Use)**

Approval to execute a construction contract for \$5,233,000.00.

CONTRACTOR/SUB/VENDOR INFORMATION

PRIME:	SUBS:	PARTICIPATION:
W. M. Schlosser Co., Inc. 2400 51 st Place Hyattsville, MD 20781	Roane's Rigging & Transfer, Inc. Owings Mill, MD	MBE 24.8%
	Handon Services, Inc. Washington, DC	MBE 8.8%
	M. Barbosa Construction Co., Inc. Silver Spring, MD	MBE 1.5%
	Arrow Construction Co., LLC Washington, DC	WBE 6.5%

DESCRIPTION AND PURPOSE

Contract Value, Not-To-Exceed:	\$5,233,000.00
Contract Time:	365 Calendar Days (1 Year)
Anticipated Contract Start Date:	12-22-2014
Anticipated Contract Completion Date:	12-21-2015
Bid Opening Date:	11-05-2014
Bids Received:	3
Other Bids Received	
CPP Construction Company, Inc.	\$5,570,000.00
Norair Engineering Corp.	\$5,527,000.00

Purpose of the Contract:

To protect water quality and meet EPA requirements.

Contract Scope:

- Construct impervious membrane over reservoir roof, reservoir perimeter drain system, and cross-connection vault at Brentwood Reservoir
- Crack repair, spall repair and construction joint repair inside Brentwood Reservoir
- Install automated sampling system, mechanical mixers, and electrical and security system improvements at Brentwood Reservoir
- Ventilation improvements at Brentwood Reservoir and Fort Stanton No. 2 Reservoir
- Upgrade lighting and electrical systems at Fort Stanton No. 2 Reservoir

Federal Grant Status:

- Construction contract is funded in part by Federal grant

PROCUREMENT INFORMATION

Contract Type:	Fixed Price	Award Based On:	Lowest responsive, responsible bidder
Commodity:	Construction	Contract Number:	130160
Contractor Market:	Open Market		

BUDGET INFORMATION

Funding:	Capital	Department:	Engineering and Technical Services
Service Area:	Water	Department Head:	David McLaughlin
Project:	FA		

ESTIMATED USER SHARE INFORMATION

User	Share %	Dollar Amount
District of Columbia	75.18%	\$3,934,174.00
Federal Funds	24.82%	\$1,298,826.00
Washington Suburban Sanitary Commission	0.00%	\$0.00
Fairfax County	0.00%	\$0.00
Loudoun County & Potomac Interceptor	0.00%	\$0.00
Total Estimated Dollar Amount	100.00%	\$5,233,000.00

 11/13/14
 Gail Alexander-Reeves Date
 Director of Budget

 11/13/14
 Teresa Scott Date
 Acting Director of Procurement

for  11/13/14
 Leonard R. Benson Date
 Chief Engineer

 11/24/14
 George S. Hawkins Date
 General Manager