



**DISTRICT OF COLUMBIA WATER AND SEWER AUTHORITY
207th MEETING OF THE BOARD OF DIRECTORS**

Thursday, March 19, 2015

9:30 a.m.

5000 Overlook Avenue, SW

Room 407

- I. Call to Order (Chairman Matthew Brown)**
- II. Roll Call (Linda Manley, Board Secretary)**
- III. [Approval of February 5, 2015 Minutes](#) (Chairman Matthew Brown)**
- IV. Chairman's Overview**
- V. Committee Reports**
 - [1. Environmental Quality and Sewerage Services Committee \(Bo Menkiti\)](#)
 - [2. Water Quality and Water Services Committee \(Rachna Butani\)](#)
 - [3. D.C. Retail Water and Sewer Rates Committee \(Alan Roth\)](#)
 - [4. Finance and Budget Committee \(Timothy Firestine\)](#)
- VI. [General Manager's Report](#)**
- VII. [Summary of Contracts](#)**
- VIII. Consent Items (Joint-use)**
 - [1. Approval to Execute Option Year Two of Contract No WAS -12-029-AA-JR, M.C.Dean. – Resolution No. 15-25](#) (Recommended by Environmental Quality and Sewerage Services Committee 02/19/15)
 - [2. Approval to Execute Option Year Two of Contract No. WAS-13-013-AA-RE, Polydyne- Resolution No. 15-26](#) (Recommended by Environmental Quality and Sewerage Services Committee 02/19/15)
 - [3. Approval to Execute Option Year Two of Contract No. WAS-13-006-AA-RE, PVS, Chemical Solutions- Resolution No.15-27](#) (Recommended by Environmental Quality and Sewerage Services Committee 02/19/15)
 - [4. Approval to Execute Supplemental Agreement No. 01 of Contract No. DCFA #44, Peer Consultants, PC- Resolution No.15-28](#) (Recommended by Environmental Quality and Sewerage Services Committee 02/19/15)
 - [5. Approval to Execute a 20- Year Contract for Contract No. 140100, Washington Gas Energy Systems WGES- Resolution No.15-29](#) (Recommended by Environmental Quality and Sewerage Services Committee 02/19/15)

6. [Approval to Execute a Modification of Contract No. WAS-09-12-AA-GA, M& M Electric Motor Repair, Inc. Resolution No. 15-30](#) (Recommended by Environmental Quality and Sewerage Services Committee 02/19/15)

Consent items (Non-Joint Use)

1. [Approval of Proposed Notice of Rulemaking to Amend the District of Columbia Fire Protection Service Fee- Resolution No. 15-31](#) (Recommended by the DC Retail Water and Sewer Rates Committee 2/24/15)
2. [Approval for Proposed Notice of Rulemaking to Establish a New Development Impact Fee - Resolution No. 15-32](#) (Recommended by the DC Retail Water and Sewer Rates Committee 2/24/15)
3. [Approval of Douglas & Boykin, LLC – Resolution No. 15-33](#) (Recommended by the the Finance and Budget Committee 3/04/15)

IX. Executive Session – To discuss legal, confidential and privileged matters pursuant to Section 2-575(b)(4) of the D.C. Official Code¹

(Non-Joint Use) - To be voted on following executive session


1. [Approval to Execute Contract No. 140080, Capitol Paving of DC, Inc. – Resolution No. 15-34](#) (Recommended by the Water Quality and Water Services Committee 02/19/15)

X. Adjournment

¹ The DC Water Board of Directors may go into executive session at this meeting pursuant to the District of Columbia Open Meetings Act of 2010, if such action is approved by a majority vote of the Board members who constitute a quorum to discuss: matters prohibited from public disclosure pursuant to a court order or law under D.C. Official Code § 2-575(b)(1); contract negotiations under D.C. Official Code § 2-575(b)(1); legal, confidential or privileged matters under D.C. Official Code § 2-575(b)(4); collective bargaining negotiations under D.C. Official Code § 2-575(b)(5); facility security under D.C. Official Code § 2-575(b)(8); disciplinary matters under D.C. Official Code § 2-575(b)(9); personnel matters under D.C. Official Code § 2-575(b)(10); proprietary matters under D.C. Official Code § 2-575(b)(11); decision in an adjudication action under D.C. Official Code § 2-575(b)(13); civil or criminal matters where disclosure to the public may harm the investigation under D.C. Official Code § 2-575(b)(14), and other matters provided in the Act.

Upcoming Committee Meetings (5000 Overlook Avenue SW (Blue Plains – 4th Floor)

- Governance Committee- Wednesday, March 11th @ 9:00a.m. . (5000 Overlook Avenue, SW)
- Human Resources & Labor Relations Committee Meeting w/ Union Presidents- Thursday, March 18th @ 9:00 a.m. (5000 Overlook Avenue, SW)
- Joint Meeting of Environmental Quality and Sewerage Services/Water Quality and Water Services Committees – Thursday, March 19th @ 10:15 a.m. (5000 Overlook Avenue, SW)
- DC Retail Water and Sewer Rates Committee – Tuesday, March 24th @ 9:30 a.m. (5000 Overlook Avenue, SW)(**CANCELLED**)
- Audit Committee – Thursday, March 26th @ 9:30 a.m. (5000 Overlook Avenue, SW)
- Finance and Budget Committee – Thursday, March 26th @ 11:00 a.m. (5000 Overlook Avenue SW)



**District of Columbia
Water and Sewer Authority**

Board of Directors

**Environmental Quality and
Sewerage Services Committee**

Thursday, February 19, 2015

9:30 a.m.

MEETING MINUTES

Committee Members Present

Bo Menkiti, Acting Chairperson
David Lake
Howard Gibbs
Mathew Brown
Adam Ortiz
James Patteson
Brenda Richardson

DC Water Staff Present

George Hawkins, General Manager
Len Benson, Chief Engineer
Randy Hayman, General Counsel
Linda Manley, Secretary to the Board

I. Call to Order

Mr. Bo Menkiti, Acting Chairperson, called the meeting to order at 9:30 AM.

II. AWTP STATUS UPDATES

1. BPAWTP Performance

Mr. Walt Bailey, Assistant General Manager for Wastewater Treatment, reported that the monthly average influent flow was 299 MGD, bringing the 12-month average to 300 MGD. 3.7-inches of precipitation fell during the January reporting period.

Mr. Bailey informed the committee that as of Saturday, February 14, 2015, 100% of the biosolids are being processed through the thermal hydrolysis (Cambi) and digesters; we are no longer producing lime stabilized biosolids.

Biosolids production was 700 wet tons per day, compared with the annual average production of 1150 wet tons per day. Total nitrogen concentration averaged 3.7 mg/l for the month, and the annual average of 4.0 mg/l remains below the permit threshold. Overall, plant performance was excellent, with 100% permit compliance. As of January 1, 2015, EPA mandate requires the Blue Plains to meet effluent limit of 4,377,580

pounds per year of Total Nitrogen.

The committee requested a description of the process for “mothballing” the lime stabilization equipment. Mr. Bailey responded that the thermal hydrolysis (Cambi) and digesters were not designed for peak day but instead for peak month; therefore, as Blue Plains approaches the design year capacity of 370 MGD, the lime stabilization equipment will be necessary. Mr. Bailey noted that the lime stabilization system will be maintained and periodically exercised to be used as a backup to handle peaks.

The committee asked if by March 2015, the Combined Heat and Power (CHP) will begin generating electricity. Mr. Bailey commented that Pepco Energy Services continues to be behind schedule; it is anticipated that by April 2015 the issues with boilers and scrubbing of the digested gas will be resolved to enable the startup of the turbines. The committee asked if the lack in revenue because of contractor’s delay is shared with the CHP contractor or borne by DC Water. Mr. Bailey deferred the question to Mr. Len Benson. Mr. Benson commented that the contract has liquidated damages; in addition, DC Water holds a retention of monies due to the Contractor to cover liquidated damages, as may be assessed. .

III. UPDATES: POTOMAC INTERCEPTOR SEWER

1. Odor Abatement Project

Ms. Liliana Maldonado, Director of Engineering and Technical Services, reported that the Maryland Sites are completed with Site 27 (Old Angler’s Inn) odor source investigation continuing. The Fairfax County liaison with Dominion Virginia Power provided by Mr. Patteson was supportive in expediting the start of permanent power installation at Site 31 (Fairfax). Pending no further weather delays and the completion of permanent power installation, manual startup of Site 31 is anticipated end at the end of March 2015. Site 46 (Loudoun) is 95% complete with operational demonstration anticipated early April 2015. The committee asked if the odor at the Maryland Site 27 (Old Angler’s Inn) is Dimethyl Sulfide (DMS), whether the DMS odor source has been located, and whether the odor source is actually coming from DC Water’s sewers. Ms. Maldonado responded that the DMS is one of the odors and that the source has not been located. Ms. Maldonado noted that odor control design is to treat hydrogen sulfide (H₂S) gas, and DMS is not a common odor source in the sanitary sewer. The committee asked if any sampling for DMS has been performed, and how well the odor control facility is working. Ms. Maldonado responded no sampling has been done at this time; however, there is a plan once all the process equipment at the sites are operational to balance and optimize the odor control system. The committee asked if all sites were necessary to optimize the system and Ms. Maldonado confirmed that all sites are needed. Mr. Benson further commented that once all sites are operational, DC Water will be able to identify data gaps to better determine sampling locations.

IV. SOLAR POWER PURCHASE AGREEMENT – SOLAR POWER

Mr. George Hawkins, General Manager, explained that the solar photovoltaic (PV) contract is a Power Purchase Agreement (PPA) to purchase all electrical energy produced by the PV system for a 20-year initial term and 5-year renewal option based on an electricity kWhr cost stated in the PPA for each year of the PPA. Washington Gas Energy Services (WGES)/Standard Solar have been selected with negotiation of the final terms and conditions to proceed after EQ & SS recommendation to proceed and full Board approval. Mr. Hawkins noted that the same PV panels have been installed at the Wastewater Treatment Plant in Camden, NJ, where DC Water conducted a site visit to evaluate the technology prior to undertaking the effort.

The committee asked about the interconnection agreement with Pepco and whether the agreement allowed excess electricity to be sold back into the grid. Mr. Ernest Jolly, Energy Chief, responded that an interconnection agreement is necessary in order to operate the PV and CHP system in parallel with the Pepco System and the electricity generated is expected to be consumed at Blue Plains instead of being sold to the grid.

Mr. Hawkins highlighted the time value of executing and completing the PV installation by December 31, 2016 to take advantage of Federal Investment Tax Credits.

The committee asked if a cost sensitivity analysis to install future PV panels have been performed for other locations at Blue Plains. Mr. Hawkins explained that other locations are being evaluated, for example along I-295 or on building roofs, but currently are not part of this contract beyond examining such as possible addition to the contract.

The committee asked what is the electricity cost per kWhr under the PPA. Ms. Diala Dandach, Supervisor Program Management, responded 6.5 cent per kW/hr is being charged for the first year and adjusted for inflation each subsequent year. The committee asked about the expected energy production and the capacity. Ms. Dandach explained that under the PPA, all electricity that is expected to be generated will be purchased by DC Water.

The committee asked who is responsible for the maintenance cost over the 20-year period. Mr. Hawkins responded that the WGES/Standard Solar are responsible for any maintenance costs to the PV and appurtenances and DC Water is responsible for maintenance costs for our sedimentation basins. It is, however, unclear which party is responsible for maintenance if a PV panel falls into our Sedimentation Basin; these types of questions will be clarified during the negotiations. The committee asked if a storm renders power from Pepco inoperable whether there are any necessary modifications to Blue Plains equipment/Motor Control Centers (MCC). Ms. Dandach explained that an allowance is included with the PPA agreement to cover such unforeseen electrical modifications but this is unlikely to be required since the interconnection lessons-learned from the CHP agreement with Pepco will be applied to this contract.

The committee asked what is the amount of electricity being generated by PV and CHP for Blue Plains as a percentage of DC Water's total projected annual energy requirements. The committee requested a graphic depicting the projected energy consumption at Blue Plains and for all DC Water for the next 10, 15, and 20-years and how much energy will be come from PPA, CHP and Pepco.

The committee asked if there is a buy-out option in the PPA to cover DC Water's interests with newer technology in the future. Ms. Dandach commented that the current PPA has two options: 6- and 10-year with option to buy the PV system. If the PPA continues to the 20-year period, DC Water will have the option to buy or if not the provider is responsible to remove the PV system at their cost.

The committee asked to understand the reason why one of the short listed proposer did not submit and two others were determined non responsive. Mr. John Bosley, Chief Procurement Officer, commented that procurement is still active and did not want to elaborate but did confirm that the two proposers were deemed non responsive.

The committee asked if storage batteries were an option. Ms. Dandach commented that as part of the negotiation the proposers were asked to provide alternatives such as onsite battery; however, the battery technology has not matured at this time making this option not viable.

V. ACTION ITEMS - JOINT USE

1. Contract No. WAS-12-026-AA-JR, M.C. Dean
2. Contract No. WAS-13-013-AA-RE, Polydyne
3. Contract No. WAS-13-006-AA-RE, PVS Chemical Solutions
4. Contract No. DCFA #441, Peer Consultants, PC
5. Contract No. 140100, WGES, Washington Gas Energy Systems
6. Contract No. WAS-09-12-AA-GA, M&M Electric Motor Repair. Inc.

Ms. Theresa Scott presented action items 1, 2, 3 and 6.

Action item 1 is a request to exercise option year two of the contract for the maintenance of high and low voltage switchgear throughout DC Water facilities.

Action item 2 is a request to exercise option year two of the contract for the supply and delivery of dry cationic polyacrylamide flocculant (polymer) for use in the secondary clarifier at Blue Plains AWTP. The committee noted that option year 1 contract value was \$601,800 and inquired why the cost difference for option year 2 contract of \$753,600. Mr. Bailey explained that the price per pound is unchanged and that the increase is due to an increase in quantity.

Action item 3 is a request to exercise option year two of the contract for the supply and delivery of liquid sodium bisulfite at Blue Plains AWTP.

Action item 6 is a request to execute to modification to add funding for services to repair and maintain industrial pumping equipment at DC Water's water and wastewater facilities.

Mr. Len Benson presented action items 4 and 5.

Action item 4 is a request to execute Supplemental Agreement No. 1 to provide asset parts processing support to Department of Maintenance Services (DMS) and start-up services associated with the capital construction contracts at Blue Plains AWTP. The committee asked if the supplemental agreement reflects the required MBE/WBE percentages. Mr. Benson commented that the MBE/WBE participations shown are the blanket participation percentages throughout the contract.

Action item 5 is a request to execute a 20-year Solar Power Purchase Agreement to purchase solar power generated at Blue Plains AWTP. Details are noted above in Section IV, Solar Power Purchase Agreement. The committee asked if from a procurement standard there is an additional step required when there is only one responsive bidder. Mr. Benson commented that considerable discussions were conducted with all the bidders before selecting WGES/Solar Standard.

The Committee will recommend all action items to the Board for action.

VI. CLEAN RIVERS PROJECT STATUS UPDATE

Mr. Carlton Ray, Director Clean Rivers, noted the Clean Rivers projects are on schedule with notable recognition received from Cardinal Wuerl in the naming ceremony for the Anacostia River Tunnel (ART) Boring Machine "Nannie" and from Vice President Biden when touring the ART mining site.

VII. QUARTERLY CIP REPORT

Ms. Liliana Maldonado, Director of Engineering and Technical Services, reported that disbursements are on target for the first quarter. All priority 1 projects are on schedule and within budget. For the 1st Quarter, five of the nine planned KPI milestones were met; four KPIs however were completed ahead of schedule.

IX: ADJOURNMENT

The meeting was adjourned at 11:05am.

Follow-up Items

1. Provide a graphic depicting the projected energy consumption at Blue Plains and for all DC Water for the next 10-, 15-, and 20-years and how much energy will be coming from PPA, CHP and Pepco.



DISTRICT OF COLUMBIA WATER AND SEWER AUTHORITY

**BOARD OF DIRECTORS
WATER QUALITY AND WATER SERVICES COMMITTEE**

**MEETING MINUTES
THURSDAY, FEBRUARY 19, 2015
(via conference call)**

Members Present

Rachna Butani, Chair
Howard Gibbs (in person)
Alan Roth
Brenda Richardson
Robert Mallett
Obiora “Bo” Menkiti

DC Water Staff

George Hawkins, General Manager
Randy Hayman, General Counsel
Linda Manley, Board Secretary

I. Call to Order

Ms. Butani called the meeting to order at approximately 11:00 a.m.

II. Water Quality Monitoring

A. Total Coliform Rule (TCR) Testing

Jason Hughes, Manager of Distribution, stated that the TCR data was at .8 percent and that there were zero positives in January and so far in February.

B. Lead and Copper Monitoring

Mr. Hughes reported that so far they have distributed 50 kits, 28 of which have been returned. Data has not been received from the laboratory. This is the new compliance testing period.

III. Fire Hydrant Upgrade Program

David Wall, Manager, reported that there were 59 fire hydrants out of service due to defect. Repair and replacement was slightly less than last month at .62 percent of inventory. There were 45 out of service due to construction or temporary condition, which is down from 61 from last month.

The Committee asked for a breakdown on the out of service hydrants due to defect in last month's report. Mr. Wall indicated that there were 17 hydrants listed as needing repair and/or investigation, of which 3 have been subsequently investigated and determined to need replacement. They are doing valve investigations to determine what it takes to get the water off. Four have been placed back in service and 2 were identified as part of a construction job and re-categorized to the construction and temporary status. Three are still needing investigation due to resources currently being focused on water main breaks and frozen pipes. Those will be addressed as soon as possible. Also, one hydrant is on White House grounds and coordination to get into those facilities is difficult. Action on one hydrant is being coordinated with the Fire Department to relocate. A couple are in tunnels that are old. Mr. Walls stated that they are working with Safety to do a traffic control plan to get access to them and address them in a safe manner. These are wall mounted hydrants in the 3rd Street Tunnel.

Ms. Butani asked about the change from 61 to 45 in the construction bucket and if it was just construction wrapping up. Mr. Walls stated that it was a combination of things but some of it is construction wrapping up and some of it is reevaluating the locations. They had an opportunity in early January to go and assess those and make sure the sites were cleared.

Mr. Mallett asked about the hydrants that they could not get to because they are on White House grounds. He wanted to know if there were secondary plans about that because obviously if anything happens and there are any problem with the fire hydrants, D.C. Water would hear no end of it. Does GSA do the inspection or is there someone in the superintendent's office of the White House. He said that he was very concerned about it. Mr. Wall stated that there are multiple hydrants on the White House grounds and this is one hydrant that has been identified. GSA, the Park Service, and other federal agencies use multiple hydrants over there and the Fire Department is aware of this one particular location. The ability to get water at the time of an incident should not be impeded. Everyone is familiar with that location. Mr. Gibbs asked if it was the District's hydrant and Mr. Walls replied that technically it is and they have been trying to coordinate to get replacement. They have projects going on as well within the grounds. It is a secured location, so D.C. Water cannot just go in and do work. The Federal Government has been doing work on the grounds and D.C. Water is trying to coordinate with them to get the hydrants addressed during that construction. Mr. Gibbs asked if it was an issue of turning off the water or just getting access to the site. Mr. Wall reported that it was access along with coordination during construction, them not getting in D.C. Water's way and D.C. Water not getting in their way because of where it is. Mr. Mallett stated that D.C. Water should paper this very well and that D.C. Water can have no slip ups. Mr. Walls indicated that they coordinate with the White House and Secret Service every year to conduct inspections of all of the hydrants that D.C. Water maintains to make sure they are all in working order. Ms. Butani asked if he thought they were well documented about this. Mr. Walls replied that they are because of the coordination they have done with them through permitting and through the interactions on the inspections, there has been ongoing conversations about this specific hydrant. Mr. Gibbs asked if the legal staff had agreed with his assessment because they are the ones who would have to carry this if there was a problem. Mr. Walls stated that they can do that. General Counsel Hayman agreed that his office would look into it.

V. Executive Session

Mr. Hayman asked for a motion to go into Executive Session to discuss legal, confidential and privileged matters under D.C. Official Code Section 2-575 (b)(4). It was moved and seconded. Ms. Manley conducted a roll call and the motion was approved. The Committee went into Executive Session.

After reconvening the open session, the Committee recommended the Capitol Paving contract for full Board approval. Ms. Butani adjourned the meeting.



DISTRICT OF COLUMBIA WATER AND SEWER AUTHORITY

Board of Directors

DC Retail Water and Sewer Rates Committee

Tuesday, February 24 2015

9:30 a.m.

MEETING MINUTES

Committee Members in Attendance

Alan Roth, Chairperson
Matthew Brown
Rachna Butani
Howard Gibbs
Robert Mallett
Ellen Boardman
Brenda Richardson

DC Water Staff

George Hawkins, General Manager
Mark Kim, Chief Financial Officer
Randy Hayman, General Counsel

Call to Order

Chairman Roth called the DC Retail Water and Sewer Rates Committee meeting to order at 9:37 a.m.

Mr. Roth initiated the meeting by noting that the two main items on the agenda for discussion would be the proposed Fire Protection Cost of Service Fee and Development Impact Fee. He also indicated that the Committee would be updated on the DCGIS Flyover and the Committee workplan.

Fire Protection Fee Cost of Service Study

Mr. Kim stated that the purpose of the presentation is to review the 2015 Cost of Service Study (COS) for fire protection services and recommend the appropriate fees for recovering those costs from the District.

In 2013, DC Water signed a new MOU with the District Fire Emergency Medical Services (FEMS). According to the MOU, DC Water is required to inspect all public fire hydrants annually in accordance with National Fire Protection Association (NFPA) guidelines, identify and install new hydrants, perform preventive maintenance, conduct flow tests once every six years and provide water supply personnel on scene to FEMS when requested for 2 alarm fires or greater.

The Amawalk Consulting Group performed a cost of service study to determine the costs of providing fire protection service to the District. They reviewed the historical fire service costs of DC Water for the period FY 2006 - 2013, compared the costs with the revenues received from the District, developed projections for operating and capital costs for FY 2014 – 2017 and recommended fees for recovering those costs from the District for FY 2015 - FY 2017.

Ms. Butani questioned why full time assigned personnel costs grow at a slower rate than the burden on the personnel costs. Mr. Kim stated that the increase is due in part to the costs of DC Water's benefit program, which includes the total compensation package (overhead rates and fringe benefits).

Mr. Kim explained that from FY 2006 to FY 2014, DC Water expended approximately \$47 million to provide fire protection services to the District. The District has reimbursed DC Water approximately \$40 million for the same period leaving approximately \$7 million unrecovered. The \$7 million shortfall will be spread over the next three years (FY 2015 – FY 2017) resulting in a new fire protection service fee of approximately \$10.8 million per year, paid quarterly.

Ms. Boardman asked if DC Water can bill the District annually instead of every three years. Mr. Kim stated that from a practical standpoint it is harder to do a true-up in full on an annual basis as opposed to the current practice of conducting a COS every three years and spreading the true-up over several years.

The Board approved Action Item 1, "Fire Protection Service Fee," subject to the Committee's suggestion to move the date of the required Public Hearing if at all possible to May 13, 2015, when the Retail Water and Sewer Rates, Fees and Charges will be presented for Public Hearing.

Development Impact Fee

Mr. Kim presented to the Committee an overview of the proposed Development Impact Fee. The fee would be assessed to new development (or redevelopment) to recover the investment in available system capacity. The Development Impact Fee will ensure developers pay their fair share of the cost of system assets.

Currently, DC Water is not charging a Development Impact Fee. Mr. Kim referred to 2013 Raftelis Financial Consultant (RFC) Survey of regional utilities showing comparison for Single Family Residential (SFR) and noted that besides Baltimore City, DC Water was the only local jurisdiction not charging a Development Impact Fee. He stated that under the proposal, all SFR customers with meters 1" or smaller will be charged the same fee. All SFR customers with meters larger than 1" and Multi-Family and Non-Residential customers will have the Development Impact Fee charged based on their meter sizes. This fee does not apply to remodeling of existing property maintaining the current meter size.

Mr. Kim referred to another chart showing a comparison of fees for regional utilities for Non-Residential customers, showing much higher fees as compared to DC Water's proposed fee. For example, for 2" meter size, the fee for Fairfax County and Loudoun County were higher as compared to DC Water by \$31,025 and \$67,043 respectively.

Ms. Boardman asked whether existing customers have already paid for the system capacity, then why do they have to pay it instead of getting reimbursement from DC Water? Mr. Kim explained that the system capacity is still being paid for through debt service. However, future rate increases will be lower if DC Water charges the Development Impact Fee.

The proposed Development Impact Fee will be assessed for all new buildings, structures or properties under development and properties under redevelopment. For properties under redevelopment, DC Water will determine the net system impact fee by determining the property's proposed capacity requirements and applying a credit for the capacity of accounts being removed from the system. However, if the associated credit for capacity removed is equal to or greater than the future impact fee, the net impact fee shall be zero. Properties under redevelopment shall not receive a credit for accounts that are inactive for more than 12 months.

The Development Impact Fee is projected to generate revenue of \$8.1 million per year. Mr. Brown asked whether DC Water has budgeted these amounts in its FY 2016 revenue projections. Mr. Kim responded that the revenues are included in the FY 2016 proposed budget, but that the source of these revenues are from DC Water's water and sewer rates rather than from the proposed development

impact fee. Mr. Kim added that if the Board were to adopt the development impact fee, the Authority would be able to develop more accurate projections based upon actual revenues realized during the first year of the program. The expectation would then be that the revenues generated from the development impact fee would be “backed out” of future water and sewer rates in future budgets and that projected water and sewer rate increases would be moderated.

Committee members had an extensive discussion with each other and with the staff regarding the potential pros and cons of the proposal. A public notice will be published on the new proposed fees. Mr. Mallett asked whether the development impact fee is subject to the same public hearing process as DC Water’s rates. Mr. Hope of DC Water’s Office of the General Counsel responded that the development impact fee is not subject to the same public hearing process as the DC Water’s rates.

After discussion among Committee members about the most appropriate process to follow before implementing this proposal, Chairman Roth suggested that the Authority gather comments on the proposed fees and share a summary of the comments with the Board members, with Board members also given full access to the comments themselves if desired. Board members can then decide how to proceed. Subject to that procedural understanding, the Committee recommended approval of Action Item 2, “Development Impact Fee.”

Other Business

Ms. Preston updated the Committee on the status of DCGIS Flyover. Mr. Hawkins mentioned that the flyover is tremendously important. The same dollar figure will be recovered but the reallocation of the impervious area for property owners will be increased or decreased based on the new flyover data. Chairman Roth asked whether the flyover would be able to determine the type of materials used on the properties. Mr. Javed explained that the staff would use Google Earth and site plans to determine sidewalk, driveway and any other composition of materials.

Ms. Preston indicated that as part of the process of “refreshing and recalibrating” the Authority’s impervious area database, DC Water is doing a procurement that contemplates a May 1 initiation and four months to complete. The Customer Service department hopes to have the new data loaded in time for the October 1, 2015 rate changes.

DC Retail Water and Sewer Rates Committee Workplan

Mr. Kim provided the Committee with an update on the workplan. The Committee asked staff to provide an update on the progress of the DCGIS 2014 flyover and database update project at the July 2015 committee meeting.

Executive Session

No executive session was held.

Adjournment

The meeting was adjourned at 11:11 a.m.

FOLLOW-UP ITEMS – DC Retail Water and Sewer Rates Committee Meeting (February 24, 2015)

1. Prepare CAP customers average usage analysis. (Mr. Gibbs) Status: Completed
2. Are most of the low-income CAP customers seniors? (Ms. Richardson) Status: Completed
3. DCGIS Flyover update. (Mr. Gibbs) Status: July 2015



**DISTRICT OF COLUMBIA
WATER AND SEWER AUTHORITY**

Board of Directors

Finance and Budget Committee

Wednesday, March 4, 2015

3:00 p.m.

MEETING MINUTES

**Committee Members in Attendance
Via (Conference – Call)**

Timothy Firestine, Committee Chairperson
Robert Mallett, District of Columbia
James Patteson, Fairfax County

DC Water Staff

Randy Hayman, General Counsel
Leonard Benson, Chief Engineer
Gail Alexander-Reeves, Director, Budget
Teresa Scott, Procurement Manager
Linda Manley, Secretary to the Board

Call to Order

Chairman Firestine called the meeting to order at 3:05 p.m.

Action Item

Ms. Teresa Scott, Procurement Manager, reviewed a fact sheet requesting a funding modification for legal services provided by Douglas & Boykin, LLC. This contract modification totals \$1M and provides additional funds needed for major construction litigation, which will affect the North East Boundary Sewer location at 1744 D Street, NE. Douglas & Boykin will also continue to provide other general litigation services, as required through fiscal years 2015 and 2016. Randy Hayman, General Counsel provided further explanation of the type of services Douglas & Boykin provides for the Authority.

Hearing no questions, the Committee recommended the Douglas & Boykin fact sheet for board action.

Follow-up Items

There are no follow-up items.

Adjournment

Hearing no further business Chairman Firestine adjourned the meeting at 3:10 p.m.




DISTRICT OF COLUMBIA
WATER AND SEWER AUTHORITY



GENERAL MANAGER'S REPORT

George S. Hawkins
General Manager
March 2015



Water is life

RM: FY 2015-04

Table of Contents

Executive Summary.....I

Message from CFOVII

Organizational Performance Dashboardi

Financial Highlights1

 Financial Performance Summary 1

 Revenues and Operating Expenses 2

 Capital Spending..... 2

 Operating Cash and Receivables 3

 Investment Earnings..... 3

 Investment Yield..... 4

Customer Care and Operations Highlights.....5

 Customer Service 5

 Fire Hydrants 6

 Permit Processing..... 7

Low Income Assistance Program.....8

 SPLASH Program..... 8

 Customer Assistance Program(CAP) 8

Operational Highlights9

 Drinking Water Quality..... 9

 Waste Water Treatment 10

 Water Distribution Operations..... 11

 Water Balance 11

 Sewer System Operations 12

 Combined Sewer System..... 12

 Human Resources 13

 Electricity Usage Summary..... 14

 Electricity Usage by Service Area 14

 Safety 15

 Vendor Payments 15

Interpretation of Charts A

Color Key

| | |
|---------------|---|
| Red | Did not meet Target |
| Yellow | Missed Target but within acceptable range |
| Green | Met/Exceeded Target |
| Gray | Budget/Target Value |
| <transparent> | Green/Yellow/Red based on comparison |

EXECUTIVE SUMMARY

Greetings to the Board! I am writing just a few days after we broke the record in the Washington, DC region for cold temperatures in late February. Even more damaging for our operations, we have seen temperatures fluctuate back and forth dozens of degrees within 24 hours. Frigid cold combined with rapid fluctuations equals breaks, leaks, frozen pipes and a huge need for our services!

Budget and Rates

The Board adopted the FY2016 operating and capital budgets; as well as a very important and fundamental restructuring of the rate structure. This rate restructuring will make DC Water's rates fairer and more affordable by better aligning the costs of building, maintaining and operating our system across our ratepayer base with customer class based rates. It also incentivizes conservation with a tiered "lifeline" rate structure for residential customers, and establishes a new monthly fixed charge called the Water System Replacement Fee which is designed to cover the costs of maintaining the Board's policy of replacing 1 percent of water lines annually. Our Retail Rates Committee also recommended to the Board two additional changes to our rate and fee structures that will support our work.

First, the Committee has forwarded to the Board a proposal to update the fire protection agreement we have with the District. We just completed our rate study that provides a "true-up" of the work we have done for the District compared to the revenue we have received. In short, we have undertaken more work than the reimbursement received, and the Committee approved updating the arrangement to collect the additional revenue over the next three years. We are also seeking to resolve the challenge in the existing Fire Services MOU that requires a public process that is appropriate for our rate proposals for changes to the fire protection fee. This fee is not a rate charged to retail or wholesale customers, but represents a fee for service negotiated between DC Water and the District. We are hopeful to modify the language of the MOU to clarify that in the future the true-up process, or changes to the Agreement, are negotiated between DC Water and the District, but do not require a public comment process. This is an outcome parallel to the other MOU's we enter into with the District.

Second, the Retail Rates Committee has forwarded to the Board for approval a Development Impact Fee. This fee would help spread the investments made by existing customers to new customers seeking to use built capacity in the system. All the jurisdictions that surround DC Water, with the exception of Baltimore City, charge such a Fee. In short, new customers help pay for the improvements and capacity in the system that have been paid for by existing ratepayers – and their funds help defray the costs of the capital costs we have debt financed. We had an excellent conversation about the pros and cons of this proposal at the Committee, and staff will be looking into several issues as we move the proposal forward for public comment. One is whether we would want to consider waiving the fees if a building proposal is for affordable or low-income housing.

Cold Weather Impacts and Water Main Breaks

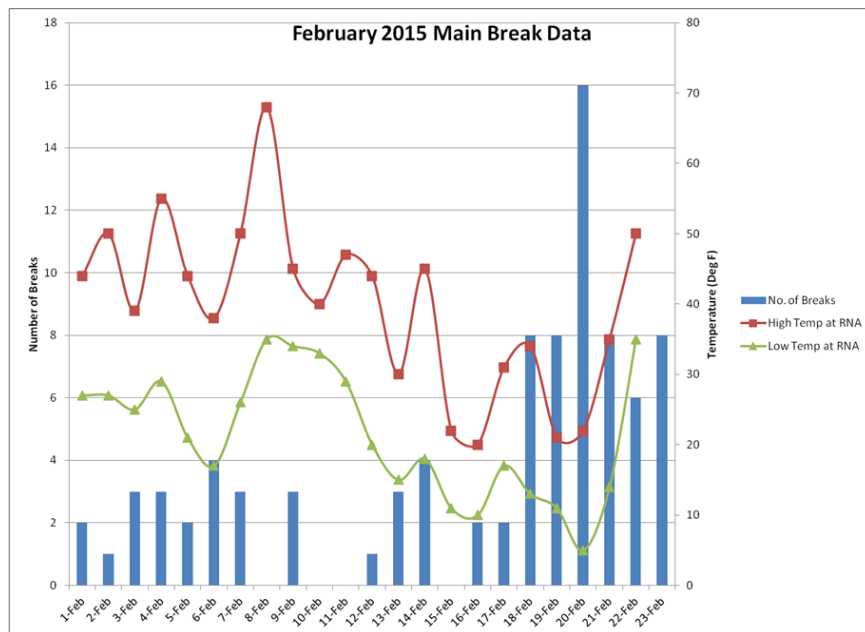
Record breaking cold temperatures (along with the occasional "hot" spell) have contributed to another extremely busy winter month for the water distribution team at the Department of Water Services and for the Department of Consumer Services; we have effectively had a continuation of increased activities since January 2015.

EXECUTIVE SUMMARY

Over the past few weeks the Distribution Control Branch (DCB), the Distribution Maintenance Branch (DMB), and the Technical Support Service Branch (TSSB) have all seen their resources stretched. Some of the repair activities executed during this month have been carried out by a few of the contractor services that we have at our disposal for times such as these.

To date, the Department of Water Services and Department of Consumer Services have responded to the following activities:

- 87 main breaks during the month of February – 16 reported on one day alone
- Investigated over 905 emergency work orders (calls from command center) during the month of February; many related to busted pipes on private properties.
- 7,307 calls to the Command Center during the month of February, including 415 calls on a single day. Typically, the Command Center receives approximately 150 calls per day, and on a weekend or holiday without wide-spread emergencies the Command Center receives approximately 50 - 75 calls per day.



External Affairs

Website

Session totals for the period of January 16, 2013 through February 15, 2014:

- Total Sessions: 81,168
- Total New Sessions: 45,492

Government Relations

President Obama unveiled his Fiscal Year 2016 budget proposal on February 2, 2015. In his proposal, the President included a \$24.3 million payment for the Clean Rivers Project. This marks the largest amount requested by a President since Fiscal Year 2012. Congress appropriated \$14 million for the project in Fiscal Year 2015.

EXECUTIVE SUMMARY

DC Water will participate in the DC Council Committee on Public Works and the Environment's annual oversight and budget hearing on March 4, 2015 at 11 am. The hearing will cover Fiscal Year 2014/2015 performance and the Fiscal Year 2016 proposed budget.

Media Relations

- The Office of External Affairs proactively communicated tips for keeping pipes from freezing and bursting.
- OEA managed dozens of media inquiries regarding water main breaks, both large and small.
- OEA worked with Scott Tong, *Marketplace*, for a tour of Blue Plains including both the tunnel and digester projects, conducting interviews with several DC Water staff members. There are two resulting stories for February's water series and potentially coverage during their infrastructure month.
- OEA worked with Dan Sernovitz on an upcoming *Washington Business Journal* article on the DC Clean Rivers Project. The story is currently scheduled to run on Feb 27.
- *Microbe Magazine* carried in-depth article on thermal hydrolysis and anaerobic digestion, based on a visit and interviews with DC Water staff, including Chris Peot.
- OEA working with Jim Force on a story about the digester project for *Water 21* (the magazine of the International Water Association).
- Elizabeth Lisican is writing about the CAMBI project for *Water and Wastes Digest*.
- Jennifer Strong is working on a piece for *WAMU* on the digester project.
- Emma Foehringer Merchant interviewed George Hawkins for a story on the future of the Anacostia River for *Washingtonian Magazine*.

Press releases and media advisories:

- 2/11: NORTHEAST BOUNDARY SEWER MAIN EMERGENCY REPAIR AND MAINTENANCE PROJECT- 18TH & D STREETS NE AND 19TH & C STREETS NE
- 2/18: DC Water CEO/GM named to board of North American Electric Reliability (NERC) Corporation
- 2/18: DC Water Hires Chief Operating Officer to Oversee Operations
- 2/18: Reports of Frozen or Broken Pipes in Homes Spike Due to Cold Temperatures
- 2/20: DC Water Concludes Investigation after December 2014 Drinking Water Advisory

Award Submissions (Strategic Initiative 2.1.3)

- *Engineering News Record*, named Walt Bailey a "Top 25 Newsmaker of 2014" for the digester project which will be awarded April 19 at the Marriott Marquis in New York City. OEA assisted Pam Hunter of ENR with the entry.
- OEA assisted Clean Rivers Project with award submissions for the AAEEES Engineering Awards.
- OEA working on an entry for the AAEEES Environmental Communications Award due March 1.
- OEA working on two Bronze Anvil (PRSA National) Awards—media and social media—for 2014, due March 17.
- OEA working on an award nomination for the WEF Schlenz Public Education Award, due April 1.

EXECUTIVE SUMMARY

Customer Newsletter

The February customer newsletter included a front-page article on the completion of DC Water's Enhanced Nutrient Removal project, and stories on how to reach Customer Service (including Language Line information) and the annual switch to chlorine for drinking water treatment. The GM message described our social media presence.

Meetings/Presentations/Events

- In the true spirit of partnership with the District Department of Transportation, DC Water provided iced tap water as refreshment during its Capital Bikeshare Open House Event.
- DC Water distributed a variety of water-related information in both Spanish and English at the STEM Night at Bruce-Monroe Elementary School @ Park View, located in NW.
- DC Water representatives hosted a water conservation educational workshop for pre-school students at Maury Elementary School, located in NE.
- DC Water hosted a water conservation exhibit during the Girl Scout Council of the Nation's Capital's Girl Scout Energy Fair. This event was held at Maret School, located in NW.
- DC Water attended the monthly meeting of ANC 1B to provide an update on the First Street Tunnel Project and its lack of additional impacts to parking availability throughout the Bloomingdale community.
- DC Water participated in the Golden Triangle Business Improvement District's Quarterly Property Manager Roundtable Discussion. During this meeting, DC Water sat with fellow utilities and DDOT to discuss a wide range of topics such as construction projects and others that provide useful and beneficial information as it relates to the neighborhood and their respective properties.
- DC Water attended the monthly meeting of the U Street Neighborhood Association to provide a detailed presentation on the Northeast Boundary Tunnel Project, which included information on construction staging areas in and around the U Street community.

Drinking Water Marketing and Communications

- DC Water participated in the webinar, "Water Contamination Incidents and Response Guidance," hosted by American Water Works Association.
- DC Water presented to EPA's Operator Certification Workgroup on DC Water's rebranding effort.
- DC Water met with EPA Region 3, the Washington Aqueduct, District Department of the Environment and the Interstate Commission on the Potomac River Basin to discuss updates to the DC source water assessment.
- Office of External Affairs participated in DC Water's first annual Critical Customer Briefing and Roundtable Exercise, coordinated by the Office of Emergency Management.
- DC Water chaired the monthly meeting for the Council of Government's Community Engagement Committee; the group made plans for a regional campaign during National Drinking Water Week and continued to develop the committee's campaign about non-flushables.

EXECUTIVE SUMMARY

Tours

- 3 guests from National Rural Water Association - DC Office
- 11 guests from DOD Military- National Intelligence University
- 8 students from Phelps ACE High School
- 3 guests from Environmental Recovery Corporation
- 5 guests from New Buildings Institute
- 13 students from American University
- 10 guests from DC Public Service Commission
- 12 students from Parkmount High School

Internal Communications

- The Authority's internal communication strategies were the subject of a presentation at the Strategic Internal Communication for Government and Nonprofits conference, held Feb. 3 - 4 in Washington, DC. The presentation explained how to use printed publications to engage employees and also how to use traditional communication methods to complement newer ones.
- The Office of External Affairs launched an internal blog, FOCUS: A Closer Look. The blog is hosted on Pipeline and is a direct result of the feedback from the annual internal communication survey, in which many respondents noted that they'd like more frequent internal news than what the monthly FOCUS newsletter provides.
- The Office of External Affairs is working with Customer Service to develop ways to increase employee awareness and participation in SPLASH. The two departments are working together to plan a spring fundraiser.
- The Office of External Affairs is expanding the Authority's observance of Fix a Leak Week by engaging employees. This will be the first time Fix a Leak Week activities have included employees. In addition to public outreach events, the Office of External Affairs will also host information tables at work locations and distribute items to help employees detect and/or repair household leaks.
- The February issue of FOCUS includes stories about Fix a Leak Week and the inaugural Engineering Shadow Day, an extension of the Authority's partnership with Phelps Engineering and Construction High School.

Social Media

Our follower growth for Twitter, Facebook and Instagram slowed from the highs seen over the drinking water advisory. However, our engagement numbers grew quite a bit. We fielded a lot questions over social media about broken water mains and frozen service lines. We created graphics and videos explaining why water mains break and how we prioritize repairs. Ratepayer sentiment on social media was generally positive and sympathetic to us.

EXECUTIVE SUMMARY

| | | Percentage change from previous 30 days |
|------------------|-------|---|
| Twitter | | |
| New Followers | 494 | -35% |
| Total Followers | 9,054 | 5% |
| Mentions | 874 | 285% |
| Retweets | 622 | 234% |
| Clicks on Links | 1,427 | |
| Facebook | | |
| New Fans | 47 | -25% |
| Total Fans | 1787 | 2% |
| Impressions | 98.8K | 60% |
| Users | 45.8K | 81% |
| Interactions | 1.3K | 54% |
| Instagram | | |
| New Followers | 36 | -42% |
| Total Followers | 249 | 14% |
| Likes | 221 | 22 |
| Comments | 21 | -50% |

SUMMARY OF FINANCIAL ACTIVITIES FROM THE CFO

At the end of January 2015, with approximately 33 percent of the fiscal year completed, we are on track with budgetary expectations and targeted performance metrics.

Operating Revenues & Receipts

Cash receipts totaled \$189.2 million, or 35 percent of the revised FY 2015 budget of \$542.6 million. Several categories of customers make payments on a quarterly basis, including the Federal Government (which made their first quarterly payment in October), District government, and wholesale customers.

Operating Expenditures

Operating expenditures (including debt service, the right of way and PILOT fees) totaled \$151.6 million, or 29 percent of the revised FY 2015 budget of \$516.0 million. These numbers include estimated incurred but unpaid invoices and are subject to revision in subsequent reports.

Capital Disbursements

Capital disbursements totaled \$202.1 million, or 32 percent of the revised FY 2015 disbursements budget of \$625.3 million. Lower than planned disbursements are largely attributable to favorable positions in Wastewater Treatment, AMR/CIS, and Capital Equipment service areas.

Cash Reserves and Investments

The operating reserve balance was \$145.8 million as compared to the FY 2015 operating reserve level objective of \$125.5 million. The balance in the Rate Stabilization Fund Account remained unchanged at \$22.5 million since September 2014. The CSO LTCP Appropriations Account balance is \$27.4 million.

Overall Portfolio Performance

DC Water's total investment portfolio performed well and complied with the Authority's Investment Policy. Returns exceeded the established benchmarks for short term (less than one year) and core (one plus years) funds. Operating funds interest income for January (on a cash basis) was \$359,431 with year to date totals of \$498,833 as compared to the budget of \$511,652 for the year.

Highlights:

- Debt Refinancing Update – Pricing and sale scheduled for February 18, 2015 has been postponed indefinitely based on market conditions.
- Completion of FY 2014 Audits by external auditors
 - Unmodified “Clean” Opinion on financial statements issued on January 16, 2015
 - Unmodified “Clean” Opinion on A-133 Single Audit (Federal Grants) issued
 - Comprehensive Annual Financial Report (CAFR) available
 - The Authority ended FY 2014 with strong financial performance.

SUMMARY OF FINANCIAL ACTIVITIES FROM THE CFO







- The DC Council Public Oversight Hearing for FY 2014 – FY 2015 Performance is scheduled for March 4, 2015.
- Publication of FY 2016 Rates and Fees in the DC Municipal Register on February 20, 2015.
- Approved FY 2016 Budget book production is underway.

ORGANIZATIONAL PERFORMANCE DASHBOARD (JANUARY, 2015)

Financial Highlights

| | | | |
|---|--|--|---|
| Net Operating Cash Actual 39233 Target 15640 (\$ tho) | Operating Revenues Actual 189 Target 181 (\$ mil) | Operating Expenses Actual 152 Target 172 (\$ mil) | Capital Disbursements Actual 202 Target 215 (\$ mil) |
| Operating Cash Balance Actual 181 Target 126 (\$ mil) | Delinquent Account Receivables Actual 2 Target 3 (%) | Core Investments Yield Actual 0.68 Target 0.67 (%) | Short Term Investment Yield Actual 0.31 Target 0.02 (%) |

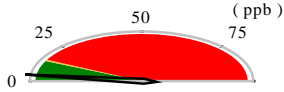
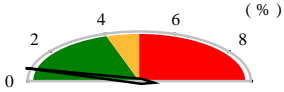
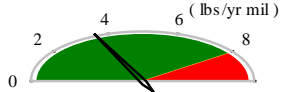
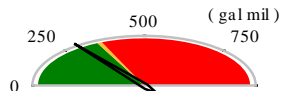
Customer Care and Operations Highlights

| | | | |
|---|--|---|---|
| Call Center Performance  jan 79 85 (% of calls rec) | Command Center Performance  jan 86 85 (% of calls rec) | First Call Resolution  jan 87 75 (% of calls rec) | Emergency Response Time  jan 93 90 (% of calls rec) |
| Fire Hydrants out of Service  jan 59 96 (count) | Fire Hydrant Insps. and Maint. 12 (count) | Fire Hydrants Replaced  jan 35 250 (YTD count) | Permit Processing within SLA 92 (%) |

Low Income Assistance Program

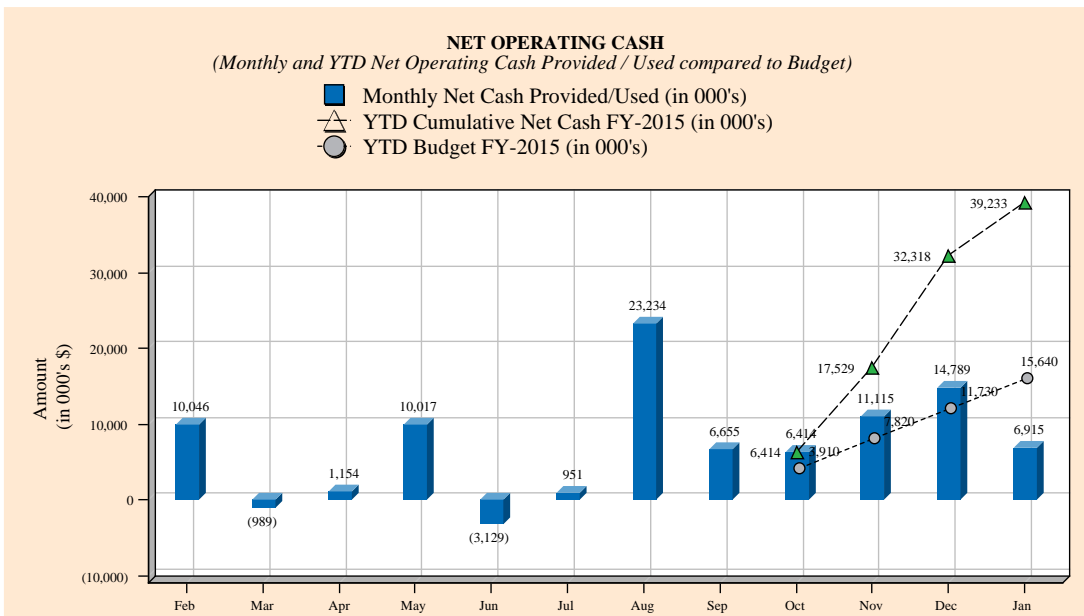
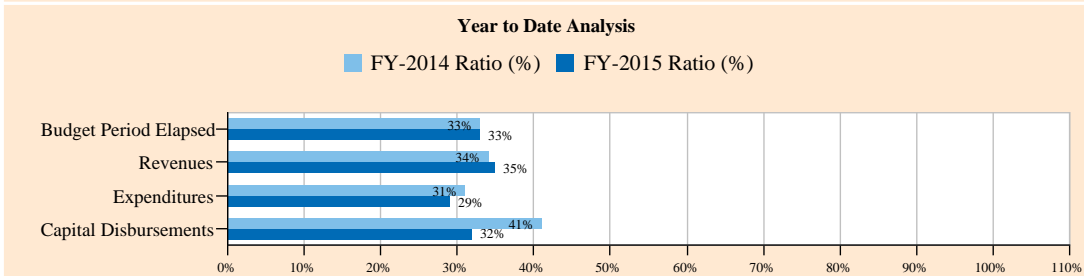
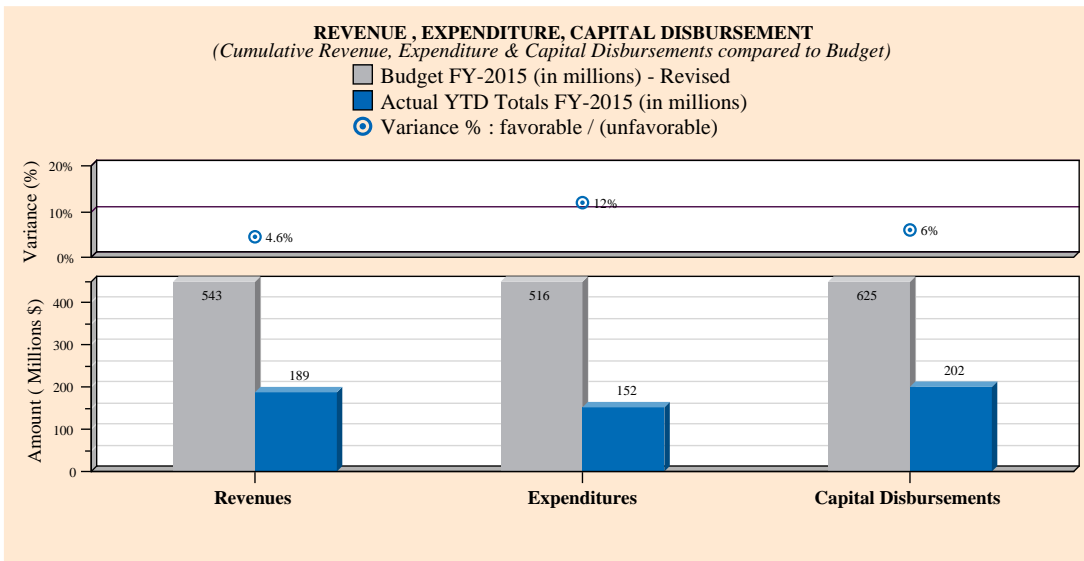
| | |
|---|---|
| Splash Contributions Actual 41 Target 27 (\$ tho) | Customer Assistance Program Previous 36 Current 30 (\$ tho) |
|---|---|

Operational Highlights

| | | | |
|--|--|--|--|
| Lead Concentration  25 50 75 (ppb) | Total Coliform Rule  2 4 6 8 (%) | Biosolids Production 700 (wet tons) | Total Nitrogen  2 4 6 8 (lbs/yr mil) |
| Plant Effluent Flow  250 500 750 (gal mil) | Excess Flow 34 (gal mil) | Water Main Leaks 96 (count) | Water Valve Leaks 1 (count) |
| Non-Revenue Water Sold 10 Purchased 13 (CCF mil) | Sewer Main Backups 10 (count) | Sewer Lateral Backups 176 (count) | Dry Weather CSO 0 (events) |
| Recruitment Activity Filled 12 Open 96 (count) | Electricity Usage 27372 (MWh) | Employee Lost Time Accidents 6 (count) | Vendor Payments Actual 97 Target 97 (%) |

FINANCIAL HIGHLIGHTS

FINANCIAL PERFORMANCE SUMMARY



Net cash to date for January was above budget by \$24 Million

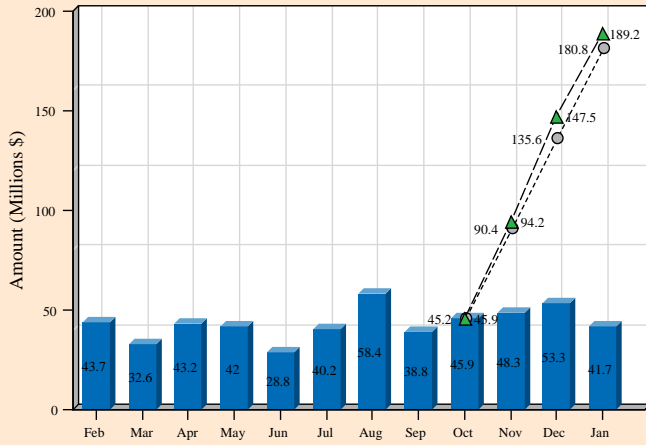
FINANCIAL HIGHLIGHTS

REVENUES AND OPERATING EXPENSES

OPERATING REVENUES

Monthly & Cumulative Revenue compared to YTD Budget

- Actual Monthly Revenue
- △ YTD Cumulative Revenue FY-2015
- YTD Cumulative Budget FY-2015

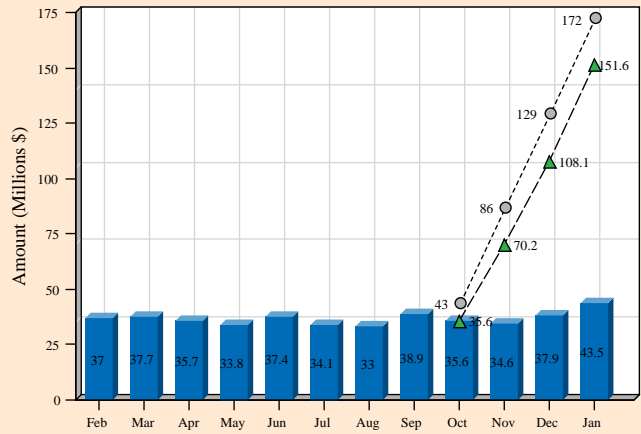


Revenue to date for January was above budget by \$8 Million

OPERATING EXPENSES

Monthly & Cumulative Expenditure compared to YTD Budget

- Actual Monthly Expenses
- △ YTD Cumulative Expenditure FY-2015
- YTD Cumulative Budget FY-2015



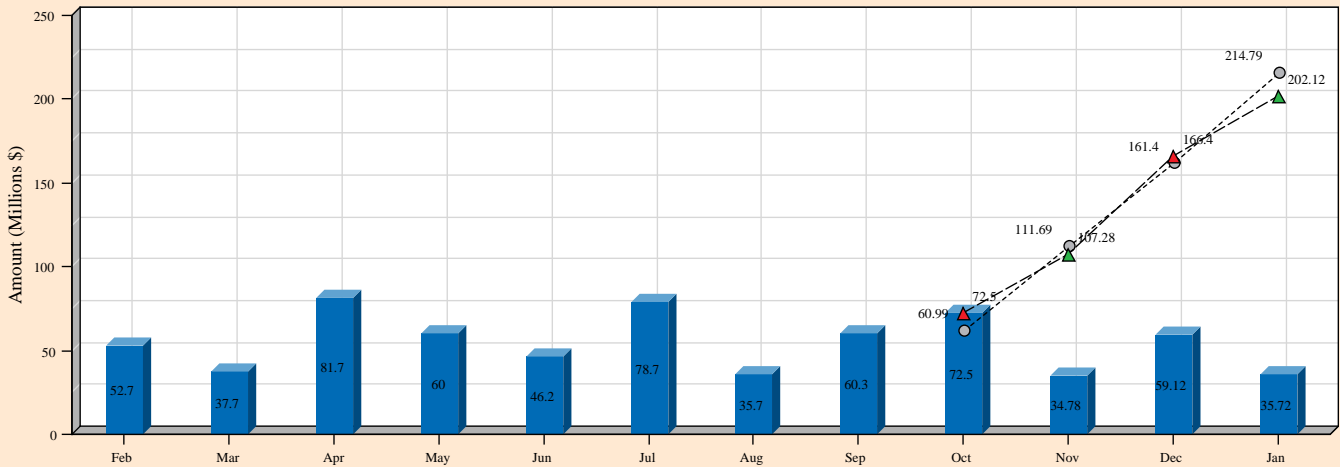
Expenditure to date for January was below budget by \$20 Million

CAPITAL SPENDING

CAPITAL DISBURSEMENTS

Monthly & Cumulative Disbursements compared to YTD Budget

- Actual Monthly Disbursements
- △ YTD Cumulative Disbursements FY-2015
- YTD Cumulative Budget FY-2015



Disbursements to date for January were below budget by \$13 Million

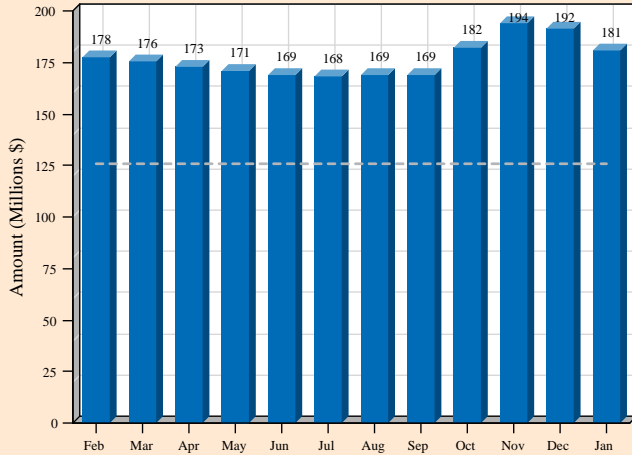
FINANCIAL HIGHLIGHTS

OPERATING CASH AND RECEIVABLES

OPERATING CASH BALANCE

Average Daily Cash Balance compared to Operating Reserve Target

- Actual Cash Balance
- - - Operating Reserve Target - (126 Million)

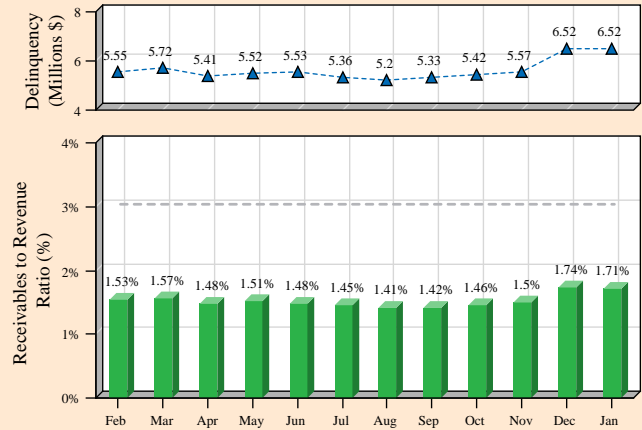


Cash Balance for January was above target by \$56 million

DELINQUENT ACCOUNT RECEIVABLES

Delinquency & Receivables to Revenue Ratio compared to Target

- Receivables to Revenue Ratio
- ▲ Delinquencies (in millions)
- - - Target: Receivables to Revenue Ratio (3%)



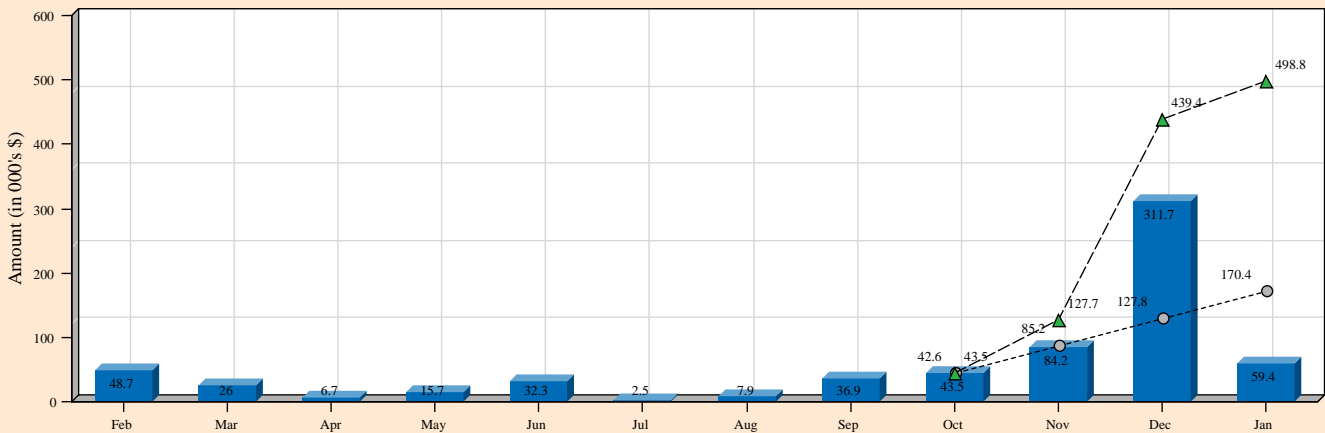
January Receivables to Revenue Ratio 1.7%, Delinquency \$6.5 Million

INVESTMENT EARNINGS

INVESTMENT CASH EARNINGS

Monthly & Cumulative Earnings compared to YTD Budget

- Monthly Earnings (in 000's)
- ▲ YTD Cumulative Earnings FY-2015 (in 000's)
- YTD Cumulative Earnings Budget FY-2015 (in 000's)



Earnings to date for January were above Projected Budget by \$328,000

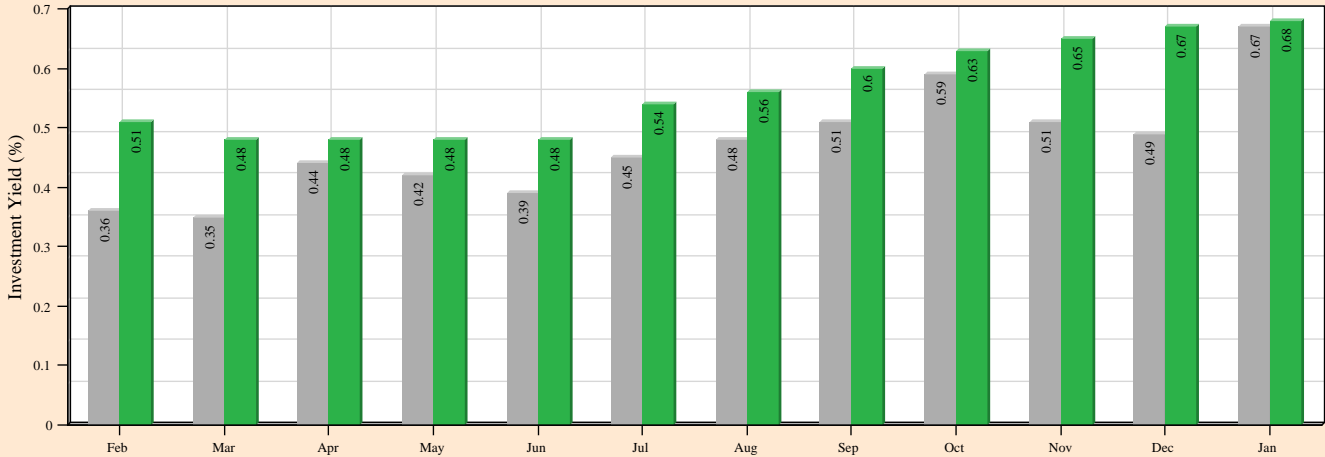
FINANCIAL HIGHLIGHTS

INVESTMENT YIELD

CORE INVESTMENTS YIELD

Monthly Yield compared to Merrill Lynch Benchmark

- Actual Monthly Yield (%)
- Merrill Lynch 1-3 Year Treasury Index - Book Value (%)

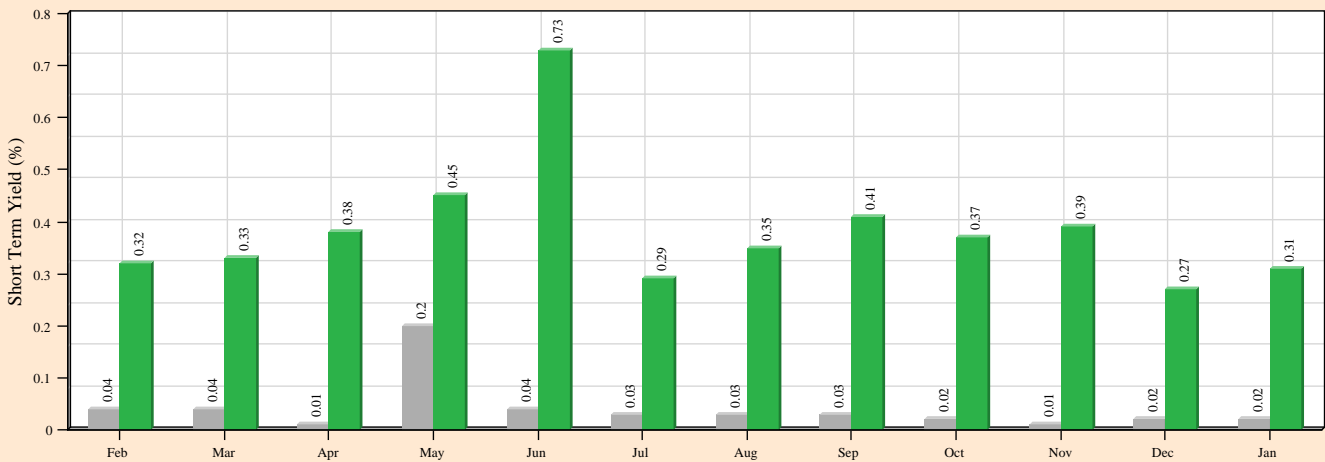


Yield for January was higher than the treasury index by 0.01%

SHORT TERM INVESTMENT YIELD

Short Term Yield compared to Merrill Lynch Benchmark

- Actual Monthly Yield (%)
- Merrill Lynch 3-Month Treasury Index - Book Value (%)



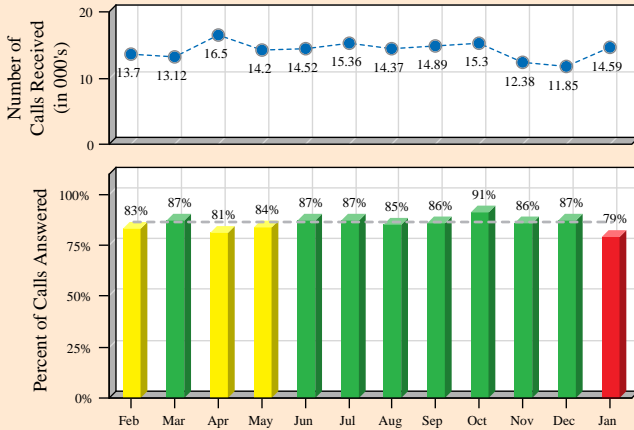
Short Term Yield for January was above than the Merill Lynch yield by 0.29%

CUSTOMER CARE AND OPERATIONS HIGHLIGHTS

CUSTOMER SERVICE

CALL CENTER PERFORMANCE
Calls Answered within 40 Seconds compared to Target

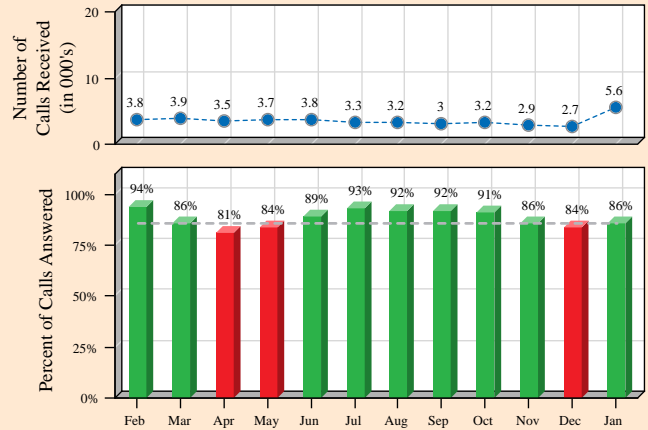
- Call Center: Calls answered (%)
- No of Calls - Call Center (in 000's)
- Target -Call Center (85%)



Performance for January was below target by 6%

COMMAND CENTER PERFORMANCE
Calls Answered within 40 Seconds compared to Target

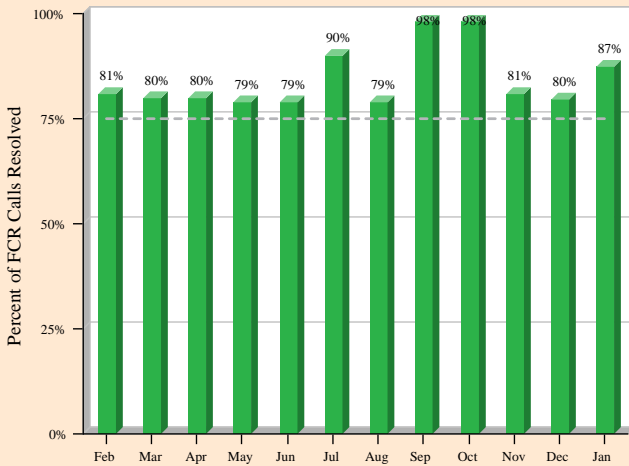
- Command Center: Calls answered (%)
- No of Calls - Command Center (in 000's)
- Target -Command Center (85%)



Performance for January was above target by 1%

FIRST CALL RESOLUTION (FCR)
Calls resolved on first contact compared to Target

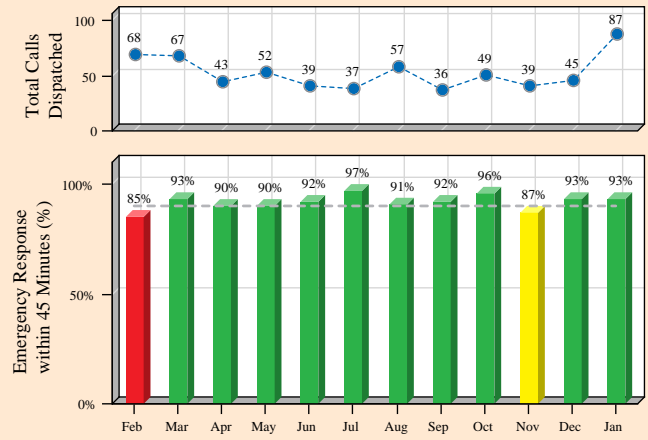
- FCR (%)
- FCR Target (75%)



Performance for January was above target by 12%

EMERGENCY RESPONSE TIME
Calls responded to within 45 Minutes compared to Target

- Response (%) within Target
- Total Emergency Calls Dispatched
- Response Target (90%)



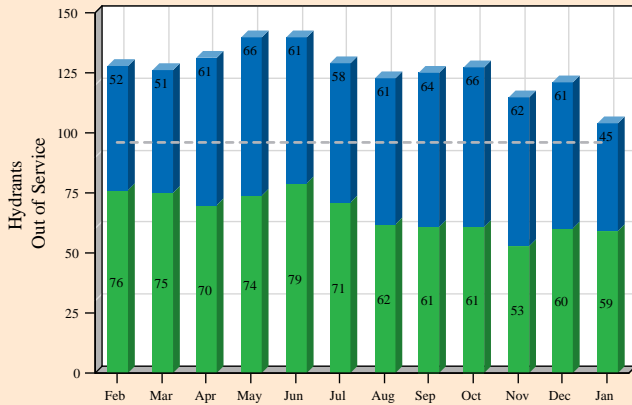
Performance for January was above target by 3%

CUSTOMER CARE AND OPERATIONS HIGHLIGHTS

FIRE HYDRANTS

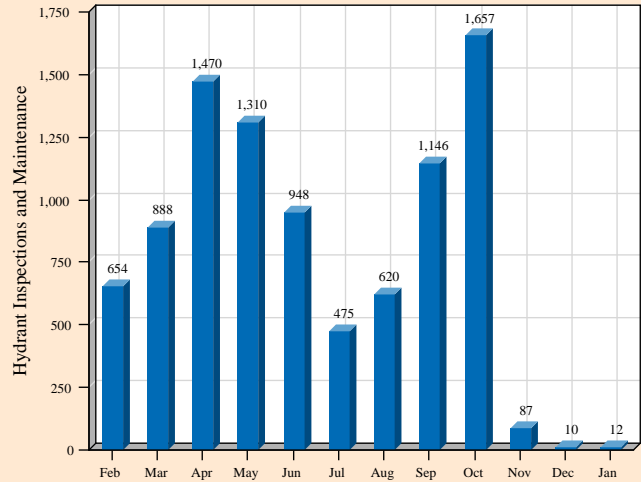
FIRE HYDRANTS OUT OF SERVICE (OOS)
Total Hydrants Out of Service against Target

- Out of Service Fire Hydrants (Defective OOS Hydrants)
- In-Operational - OOS Due to Inaccessibility or Temporary Work
- Out of Service Hydrants Target (96)



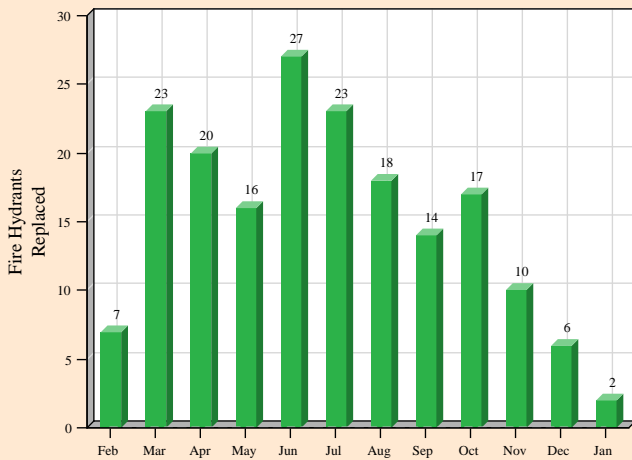
Fire Hydrant Inspections and Maintenance
Total Hydrant Inspection and Maintenance Work Orders Completed per Month

- Hydrant Inspections and Maintenance



FIRE HYDRANT REPLACEMENTS
Total Hydrants Replaced per Month

- Hydrants Replaced
- Annual Replacement Target (250)

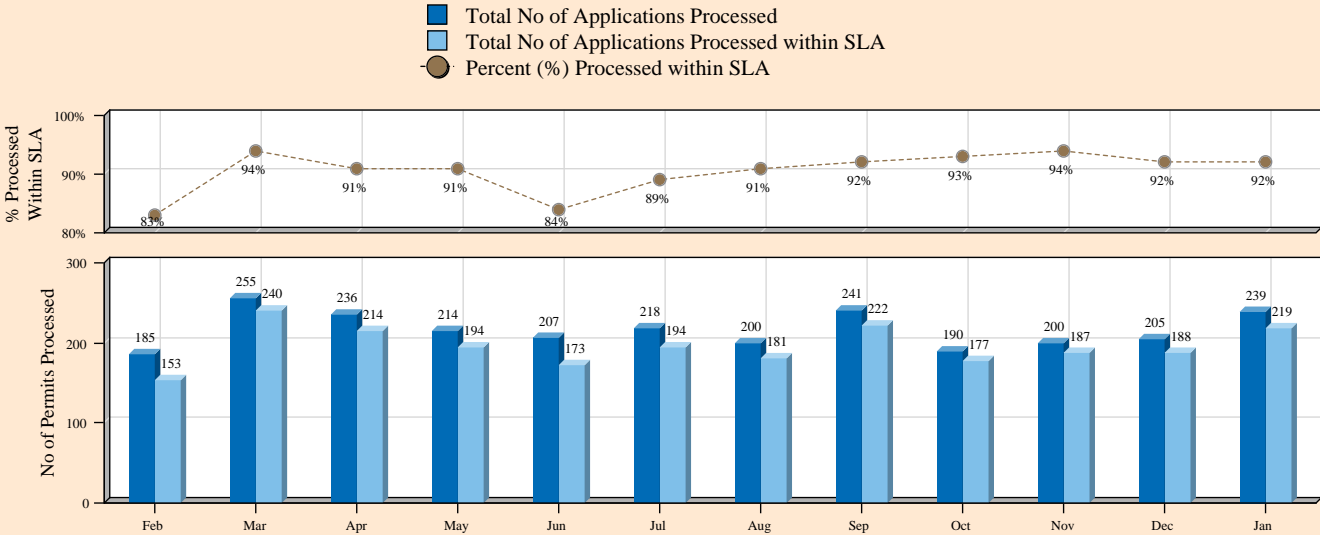


Total replacements as of January were 35 against annual projections of 250

CUSTOMER CARE AND OPERATIONS HIGHLIGHTS

PERMIT PROCESSING

TOTAL APPLICATIONS PROCESSED WITHIN SERVICE LEVEL AGREEMENT (SLA)



SLA Examples: Raze Permit - 14days, Sheeting and Shoring - 14 days, Preliminary Plan Review - 45 days
 Permits not processed within SLA in January were 8% Note that different SLA's range from 7 days to 45 days

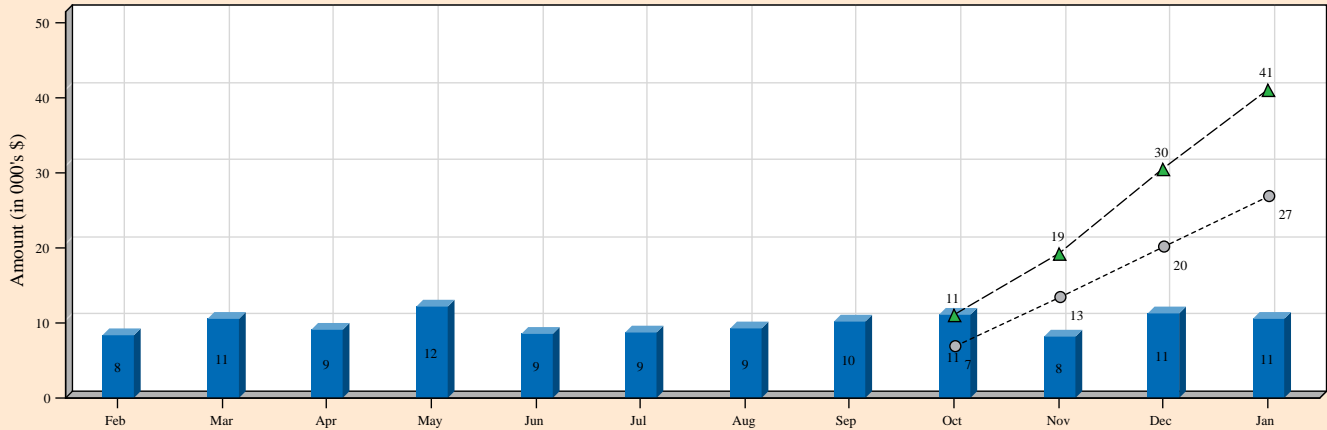
LOW INCOME ASSISTANCE PROGRAM

SPLASH PROGRAM

SPLASH CONTRIBUTIONS

Monthly and Cumulative Contributions compared to YTD Target

- Monthly Contributions (in 000's)
- △ YTD Cumulative Contributions FY-2015 (in 000's)
- Projected YTD Target FY-2015 (in 000's)



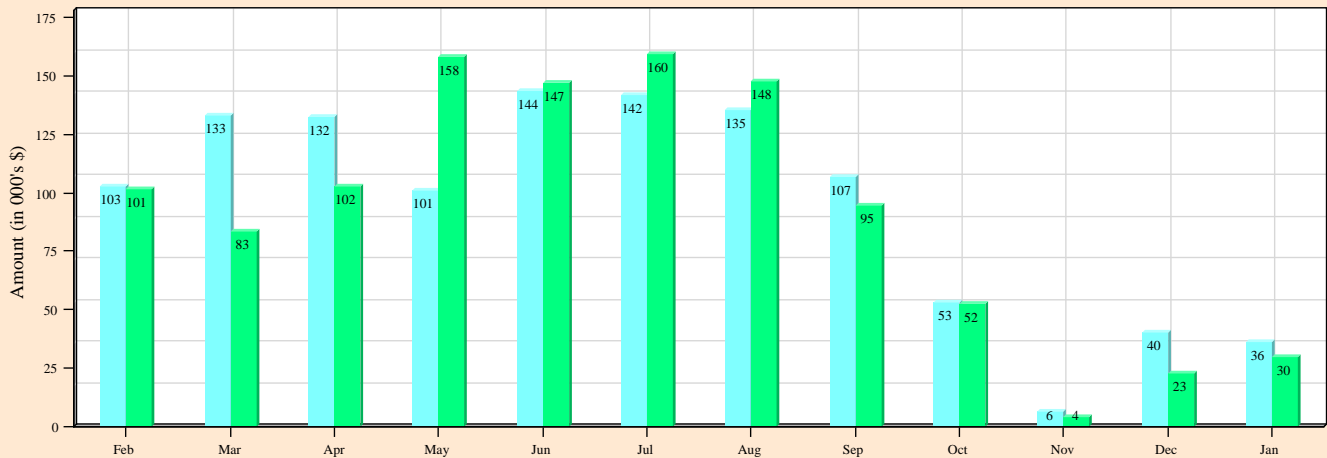
Total SPLASH Contributions to date for January were above target by \$14,000

CUSTOMER ASSISTANCE PROGRAM (CAP)

CUSTOMER ASSISTANCE PROVIDED

Monthly Assistance Provided compared to corresponding Previous Year Periods

- Actual Monthly Amount - Previous Year (in 000's)
- Actual Monthly Amount - Current Year (in 000's)

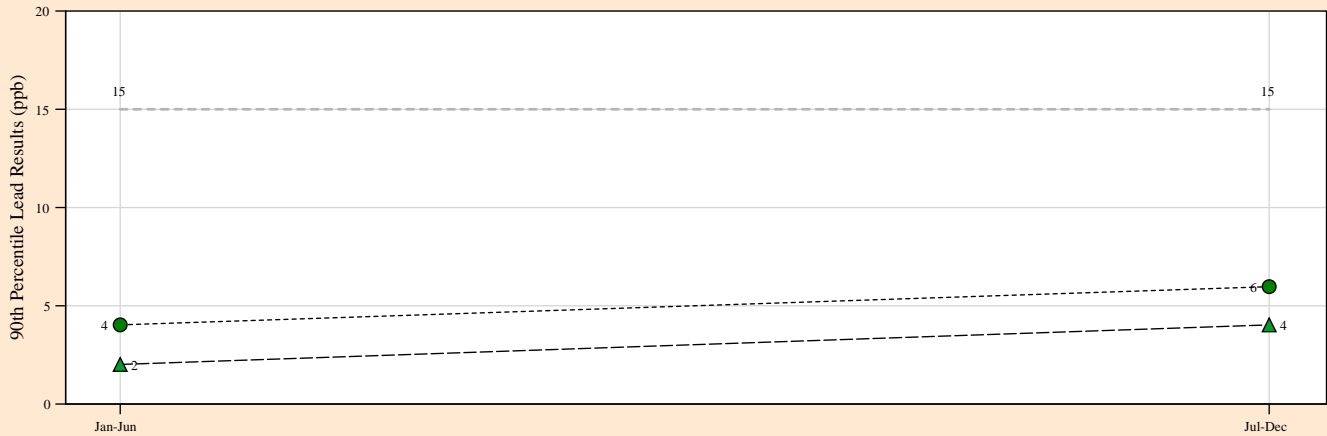


OPERATIONAL HIGHLIGHTS

DRINKING WATER QUALITY

LEAD AND COPPER RULE (LCR) COMPLIANCE
Semi-Annual LCR Monitoring Results

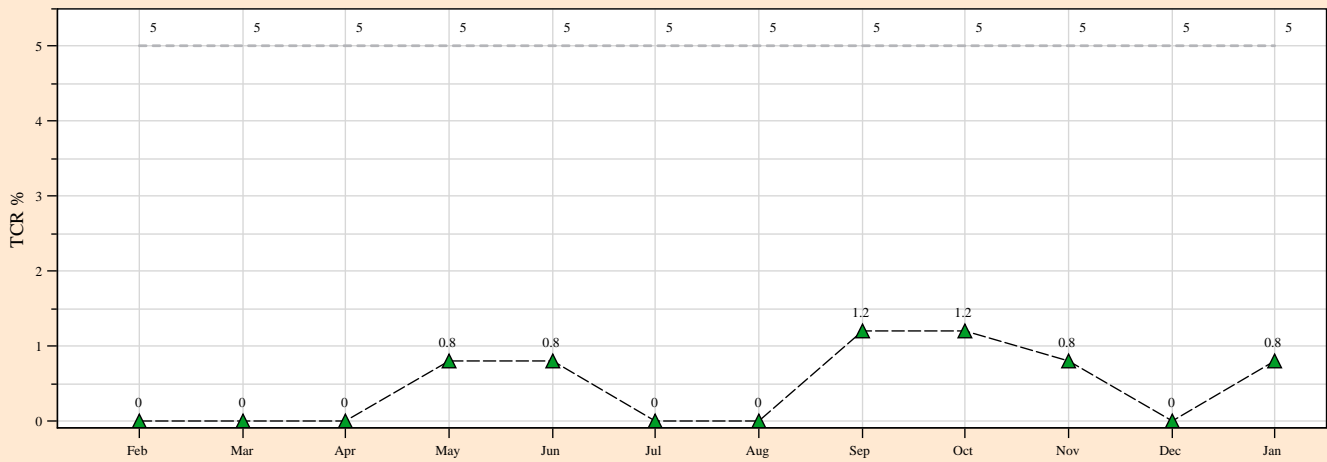
- 2013 LCR Results
- △ 2014 LCR Results
- Action Level : 15 parts per billion (ppb)



Jul-Dec 2014 results to date

TOTAL COLIFORM RULE (TCR)
Total Coliform Positives compared to EPA Maximum Contaminant Level (MCL)

- △ TCR Level
- EPA Maximum Contaminant Level (5%)



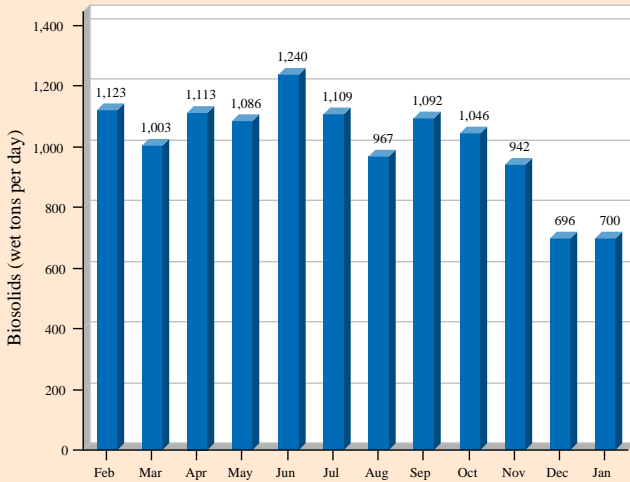
Coliform Positives was recorded in January at 0.8%

OPERATIONAL HIGHLIGHTS

WASTEWATER TREATMENT

BIOSOLIDS PRODUCTION
Average Daily Biosolids Production

■ Average Daily Biosolids Hauled

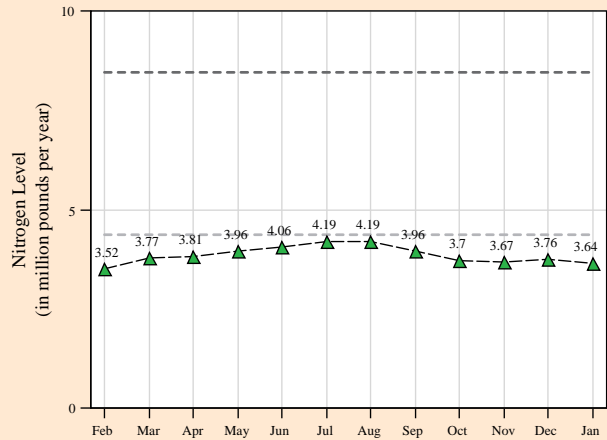


Biosolids Average Daily Production for January was 700 wet tons per day

TOTAL NITROGEN

Total Nitrogen compared to Current and 2015 Permit Levels

△ Nitrogen Rolling 12 months (lbs/yr)
 - - - Proposed Limit for 2015 - 4.38 Million (lbs/yr)
 - - - Current Permit Limit - 8.47 Million (lbs/yr)

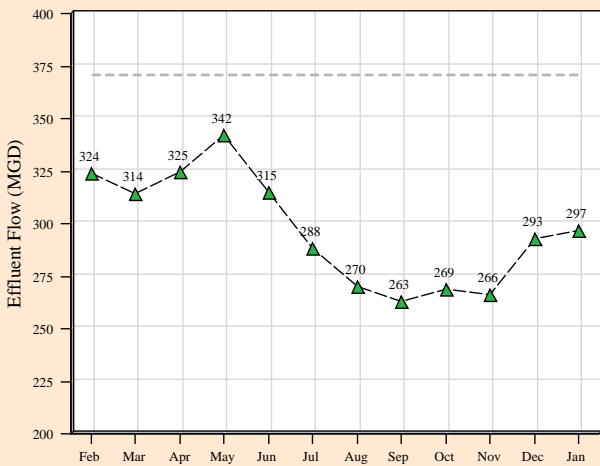


Nitrogen level for January was below permit by 4.8 million lbs/yr

PLANT EFFLUENT FLOW

Effluent Flow compared to Plant Design Average Limit

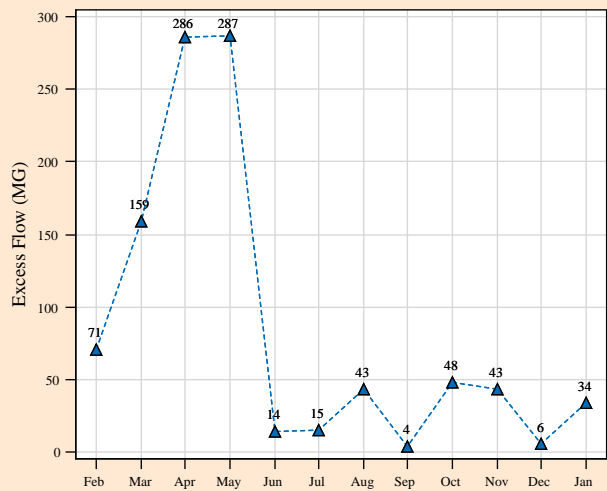
△ Effluent Flow
 - - - Design Average (370 mgd)



In January, Effluent flow was below design by 73 MGD

EXCESS FLOW

△ Excess Flow

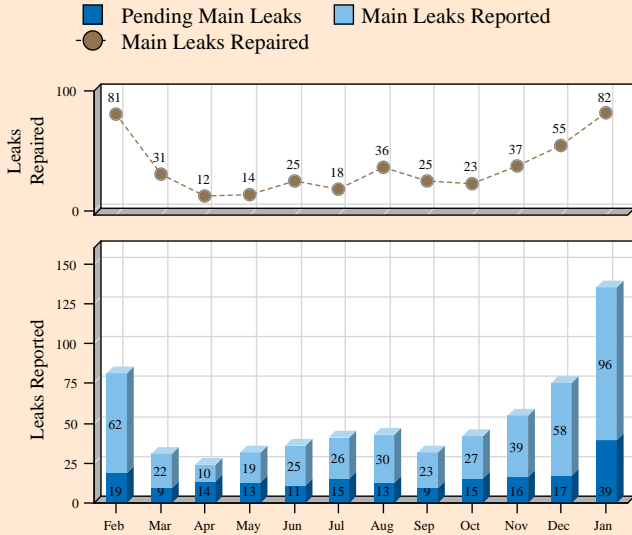


34 Million Gallons per day excess flow were recorded in January 2015

OPERATIONAL HIGHLIGHTS

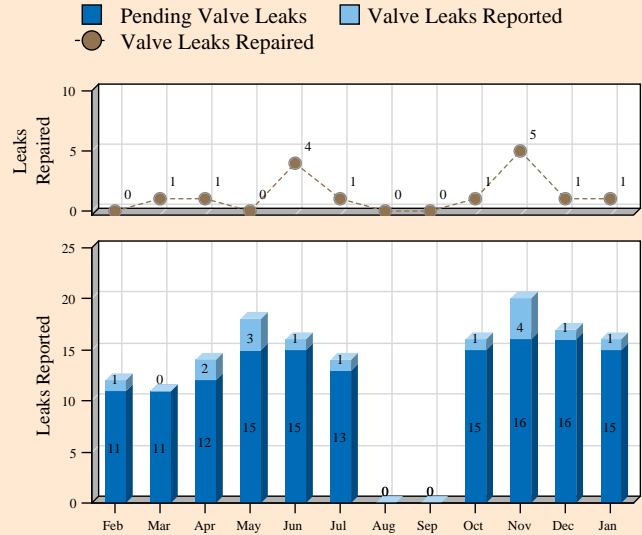
WATER DISTRIBUTION OPERATIONS

WATER MAIN LEAKS



There were 96 main leaks reported in January

WATER VALVE LEAKS



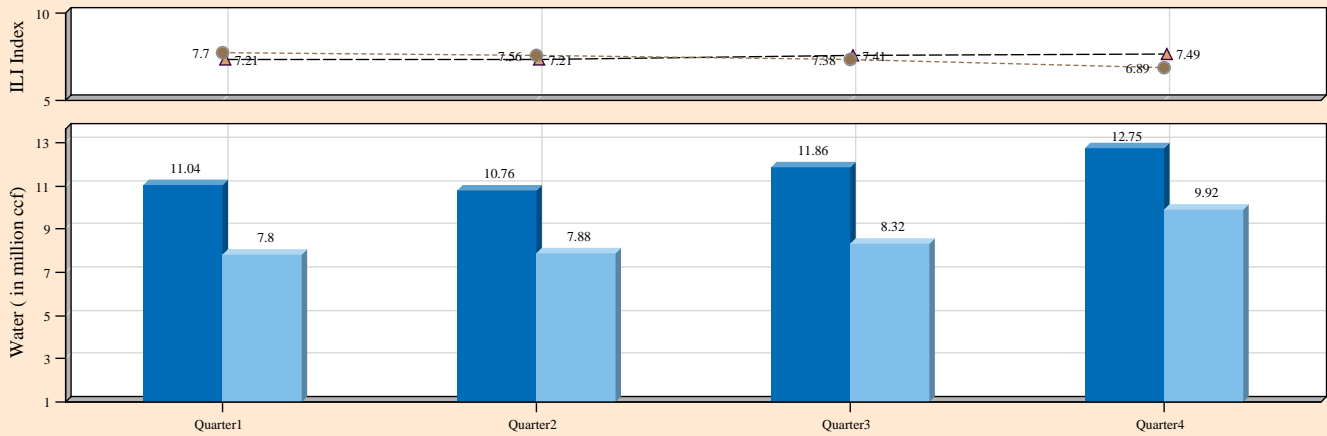
1 leak was resolved in January

WATER BALANCE

NON-REVENUE WATER

Volume of Water Purchased and Sold per Quarter

- FY-2014: Water Purchased
- FY-2014: Water Sold
- FY-2013: Infrastructure Leakage Index
- ▲ FY-2014: Infrastructure Leakage Index



In the fourth quarter 9.9 out of 12.8 million cubic feet of water was sold

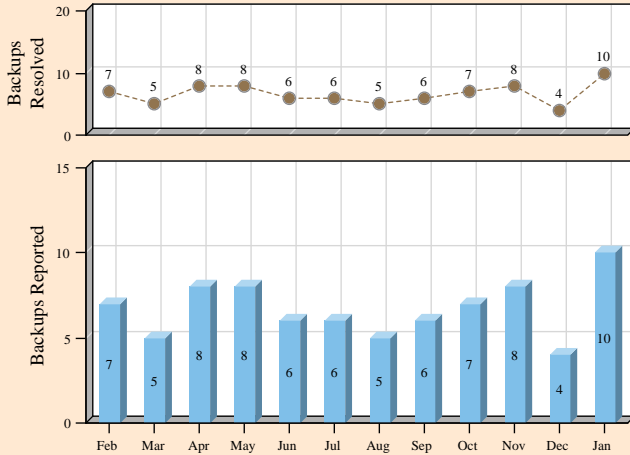
OPERATIONAL HIGHLIGHTS

SEWER SYSTEM OPERATIONS

SEWER MAIN BACKUPS

Sewer Mains Backed Up and Relieved per Month

- Pending Main Backups
- Main Backups Reported
- Main Backups Resolved

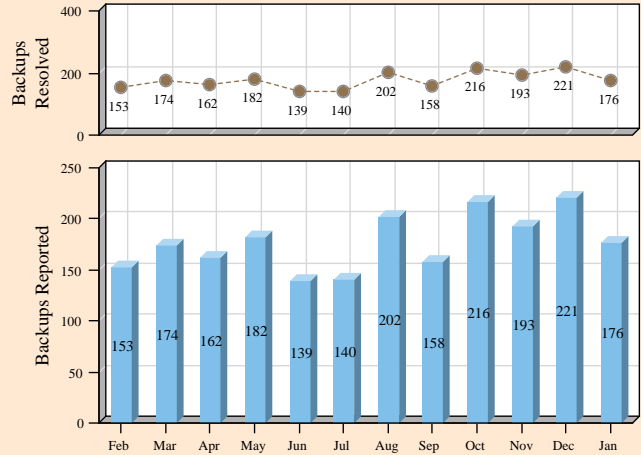


No pending main backups reported

SEWER LATERAL BACKUPS

Sewer Laterals Backed Up and Relieved per Month

- Pending Lateral Backups
- Lateral Backups Reported
- Lateral Backups Resolved



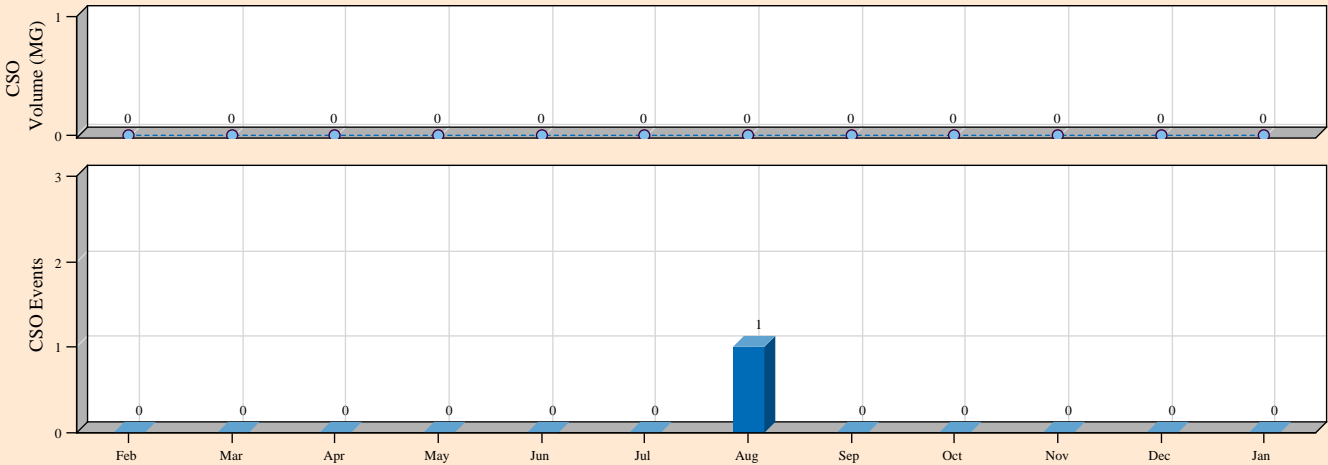
No pending lateral backups reported

COMBINED SEWER SYSTEM

DRY WEATHER CSO EVENTS

Combined Sewer Overflow Volume and No of Events per Month

- Number of CSO Events
- Overflow Volume (MG)

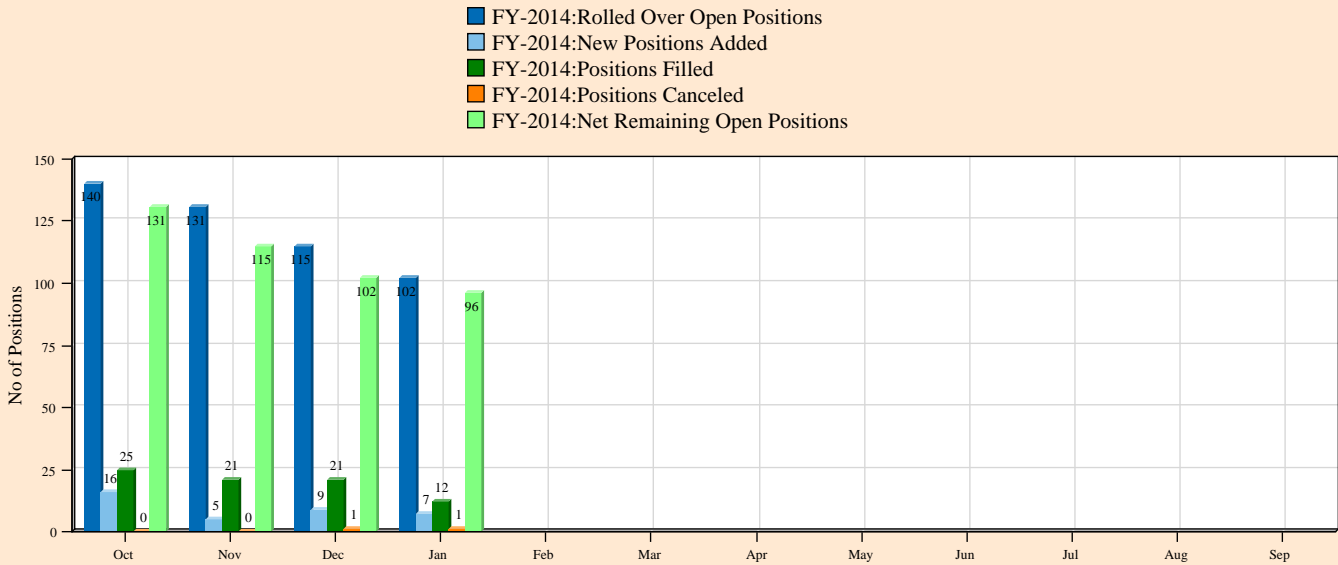


No dry weather Combined Sewer Overflow event was recorded in January 2015

OPERATIONAL HIGHLIGHTS

HUMAN RESOURCES

RECRUITMENT ACTIVITY



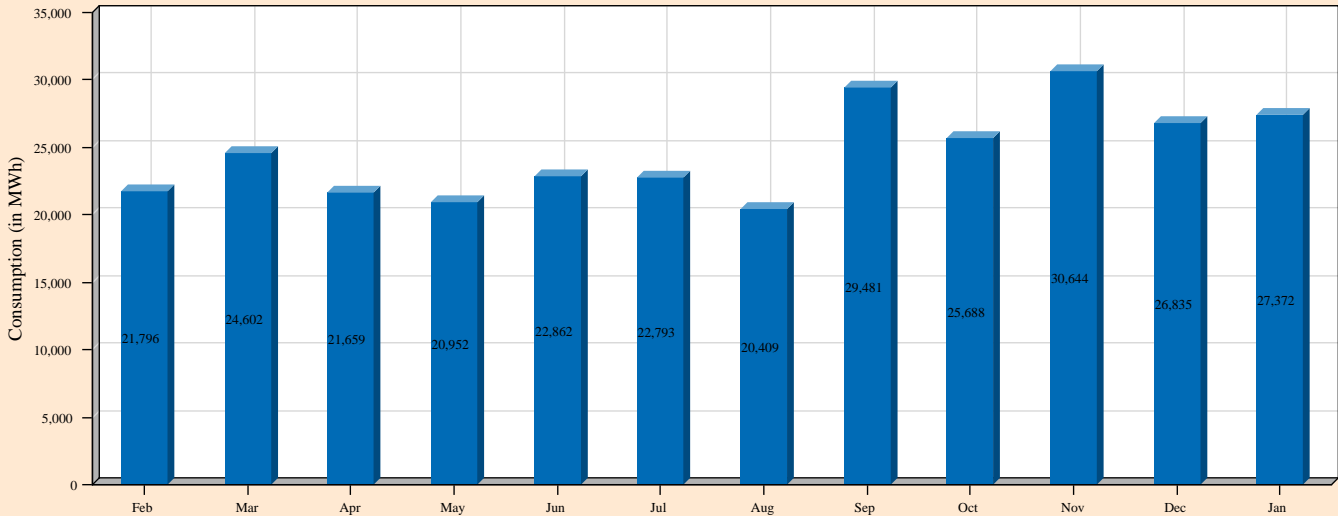
In January, we began the month with 102 positions, received 7 new positions, filled 12, 1 cancellation and ended the month with 96 positions

OPERATIONAL HIGHLIGHTS

ENERGY

ELECTRICITY USAGE SUMMARY

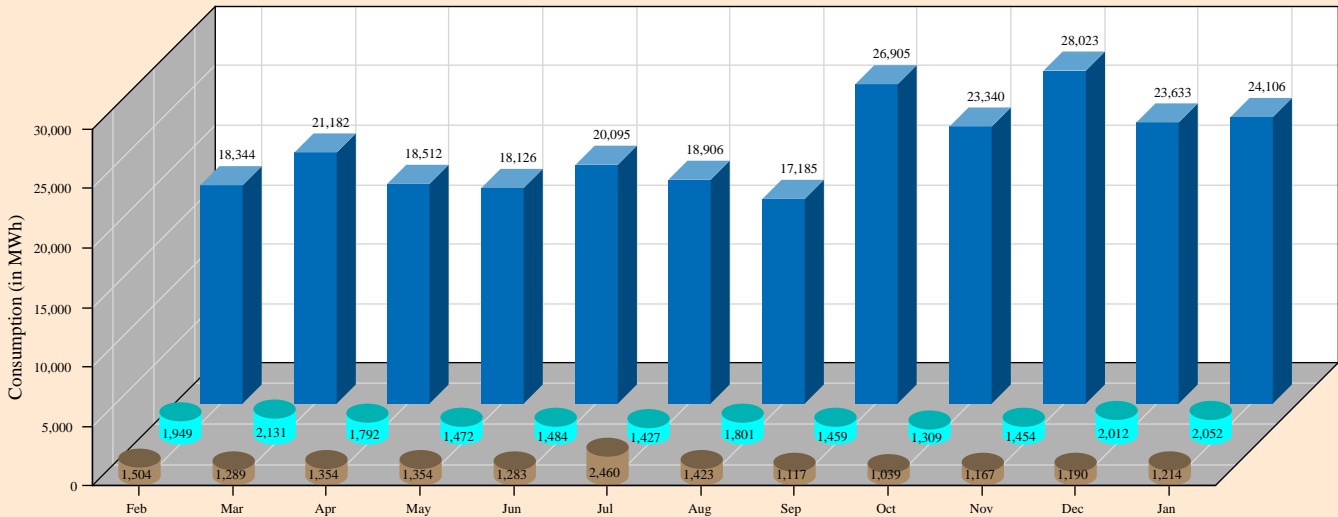
■ Total Consumption (MWh)



Electricity Consumption in January was 27,372 MWh

ELECTRICITY USAGE BY SERVICE AREA

■ Sewer Pumping ■ Water Pumping ■ Waste Water Treatment



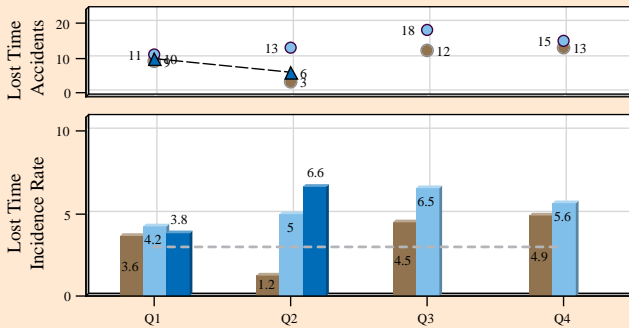
Wastewater treatment had the highest electricity consumption in January at 24,106 MWh

OPERATIONAL HIGHLIGHTS

SAFETY

EMPLOYEE LOST TIME INCIDENCE RATE

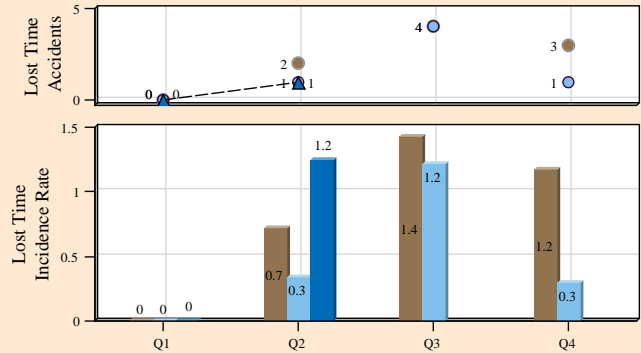
- FY-2013: LT Incidence Rate
- FY-2014: LT Incidence Rate
- FY-2015: LT Incidence Rate
- FY-2013: No of LT Accidents
- FY-2014: No of LT Accidents
- ▲ FY-2015: No of LT Accidents
- - - Target/National: LT Incidence Rate



In the 1st Month of 2nd quarter, 6 lost time accidents were reported

CONTRACTOR LOST TIME INCIDENCE RATE

- FY-2013: LT Incidence Rate
- FY-2014: LT Incidence Rate
- FY-2015: LT Incidence Rate
- FY-2013: No of LT Accidents
- FY-2014: No of LT Accidents
- ▲ FY-2015: No of LT Accidents

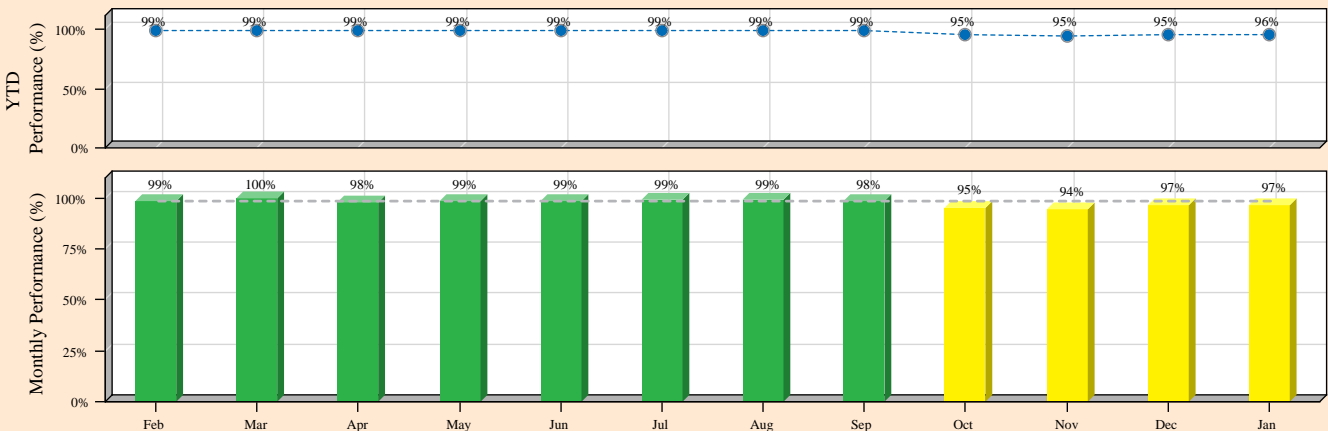


In the 1st Month of 2nd quarter, 1 lost time accident was reported

VENDOR PAYMENTS

VENDOR PAYMENT PERFORMANCE
Percentage of Invoices Paid within 30 days

- Monthly Performance (%)
- YTD Performance (%)
- - - Monthly Target - (97%)



Monthly performance for January was at target

INTERPRETATION OF CHARTS:

FINANCIAL HIGHLIGHTS

Revenue, Expenditure, Capital Disbursement

- Bulls eye shows the variance for YTD budget against actual for revenues, expenditures and capital disbursements
- Bar graph shows **total** for the fiscal year budgeted(grey)-revenues, expenditures and capital disbursements against YTD actual(blue)
- Horizontal line graph shows a YTD progress analysis as compared to the previous year

Net Operating Cash

- Bar graph shows monthly net operating cash provided/used
- Line graph denoted by (Δ) compares YTD actual against budget (O). This element is dynamically color coded*

Operating Revenues

- Bar graph shows monthly operating revenues
- Line graph denoted by (Δ) compares YTD revenue against budget (O). This element is dynamically color coded*

Operating Expenses

- Bar graph shows monthly operating expenses
- Line graph denoted by (Δ) compares YTD expenditure against budget (O). This element is dynamically color coded**

Capital Disbursements

- Bar graph shows monthly capital disbursements
- Line graph denoted by (Δ) compares YTD disbursements against budget (O). This element is dynamically color coded**

Operating Cash Balance

- Bar graph shows monthly average cash balance compared to the target of \$125 million; indicated by grey dotted line

Delinquent Account Receivables

- Bar graph shows monthly Receivables to Revenue ratio against target of 3%; indicated by grey dotted line. This element is dynamically color coded**
- Line graph denoted by (Δ) shows delinquency in actual dollars

Investment Cash Earnings

- Bar graph shows monthly investment cash earnings
- Line graph denoted by (Δ) compares the YTD earnings against budget (O). This element is dynamically color coded*

Core Investments Yield

- Bar graph shows the monthly investment yield compared to the monthly target (grey) benchmark as set by the US Treasury Bill. This element is dynamically color coded*

Short Term Investment Yield

- Bar graph shows the monthly short term investment yield compared to the monthly short term target (grey) benchmark as set by the US Treasury Bill. This element is dynamically color coded*

Dynamic Color Coding Legend

| * | ** |
|--|--|
| <p>Red - when the actual is lower than 3% of budget or target</p> <p>Yellow - when the actual is within 3% of budget or target</p> <p>Green - when the actual is equal to or higher than budget or target</p> | <p>Red - when the actual is higher than 3% of budget or target</p> <p>Yellow - when the actual is within 3% of budget or target</p> <p>Green - when the actual is equal to or lower than budget or target</p> |

Symbols where the color code applies- (Δ, □)

A

CUSTOMER CARE AND OPERATIONS HIGHLIGHTS

Call Center Performance

- Bar graph shows monthly percentage of calls answered within 40 seconds against target of 85%; indicated by grey dotted line. This element is dynamically color coded***
- Line graph denoted by (O) shows the number of calls received by the call center every month

Command Center Performance

- Bar graph shows monthly percentage of calls answered within 40 seconds against target of 85%; indicated by grey dotted line. This element is dynamically color coded***
- Line graph denoted by (O) shows the number of calls received by the command center every month

First Call Resolution (FCR)

- Bar graph shows monthly percentage of calls resolved on first contact against target of 75%; indicated by grey dotted line. This element is color dynamically coded***

Emergency Response Time

- Bar graph shows the percentage of emergency calls responded to within 45 minutes against target of 90%; indicated by grey dotted line. This element is dynamically color coded***
- Line graph denoted by (O) shows the total calls dispatched per month

Fire Hydrants Out of Service (OOS)

- Bar graph shows total hydrants not available for use against target of 91; indicated by grey dotted line. This element is dynamically color coded****
- The bar graph is stacked (blue) to show hydrants that are inaccessible. Inaccessible hydrants are not measured against the target of 91

Fire Hydrant Inspections and Maintenance

- Bar graph shows the total number of fire hydrants repaired per month

Fire Hydrant Replacements

- Bar graph shows the total number of hydrants replaced per month against target of 21; indicated by grey dotted line. This element is dynamically color coded***

Total Applications Processed within Service Level Agreement (SLA)

- Bar graph shows
 - the number of permits processed per month(dark blue)
 - the number of permits processed within SLA per month(light blue)
- Line graph denoted by (O) shows the percentage of permits processed vs. processed within SLA

Dynamic Color Coding Legend

| *** | **** |
|--|--|
| Red- when the actual is lower than 5% of budget or target Yellow- when the actual is within 5% of budget or target Green- when the actual is equal to or higher than budget or target | Red- when the actual is higher than 5% of budget or target Yellow- when the actual is within 5% of budget or target Green- when the actual is equal to or lower than budget or target |

Symbols where the color code applies- (Δ, □)

LOW INCOME ASSISTANCE PROGRAM

SPLASH Contributions

- Bar graph shows monthly SPLASH contributions
- Line graph denoted by (Δ) shows the YTD contributions against target (O). This element is color coded***

Customer Assistance Program (CAP)

- Bar graph shows monthly CAP assistance
- Line graph denoted by (Δ) shows the YTD contributions against budget (O). This element is color coded***

OPERATIONAL HIGHLIGHTS

Lead and Copper Rule (LCR) Compliance

- Line graph denoted by (Δ, O) shows semi-annual LCR monitoring results against target of 15ppb; indicated by grey dotted line. This element is color coded****

Total Coliform Rule (TCR)

- Line graph denoted by (Δ) shows total coliform positives against the EPA maximum contaminant level of 5%. This element is color coded****

Biosolids Production

- Bar graph shows monthly average daily biosolids production

Total Nitrogen

- Line graph denoted by (Δ) shows monthly total nitrogen level against the current permit (dark grey) and 2015 permit (light grey) levels. This element is color coded****

Plant Effluent Flow

- Line graph denoted by (Δ) shows monthly influent flow against the plant design average limit of 370MGD. This element is color coded****

Excess Flow

- Line graph denoted by (Δ) shows monthly excess flow

Water Main Leaks

- Bar graph shows the water main leaks reported
- The bar graph is stacked(dark blue) to show the pending leaks carried over from the previous month if any; bar graph(light blue) shows new water main leaks reported for the given month
- Line graph denoted by (O) shows the number of main leaks repaired per month

Water Valve Leaks

- Bar graph shows the water valve leaks reported
- The bar graph is stacked(dark blue) to show the pending leaks carried over from the previous month if any; bar graph(light blue) shows new water valve leaks reported for the given month
- Line graph denoted by (O) shows the number of valve leaks repaired per month

Dynamic Color Coding Legend

| *** | **** |
|--|--|
| Red- when the actual is lower than 5% of budget or target Yellow- when the actual is within 5% of budget or target Green- when the actual is equal to or higher than budget or target | Red- when the actual is higher than 5% of budget or target Yellow- when the actual is within 5% of budget or target Green- when the actual is equal to or lower than budget or target |

Symbols where the color code applies- (Δ, □)

Non Revenue Water

- Bar graph shows the volume of water purchased(dark blue) and water sold(light blue) per quarter
- Line graph denoted by (Δ, O) shows the Infrastructure Leakage Index(ILI) for the current and previous year

Sewer Main Backups

- Bar graph shows the sewer main backups reported
- The bar graph is stacked(dark blue) to show the pending backups carried over from the previous month if any; bar graph(light blue) shows new sewer main backups reported for the given month
- Line graph denoted by (O) shows the number of main backups resolved per month

Sewer Lateral Backups

- Bar graph shows the sewer lateral backups reported
- The bar graph is stacked(dark blue) to show the pending backups carried over from the previous month if any; bar graph(light blue) shows new sewer laterals backups reported for the given month
- Line graph denoted by (O) shows the number of lateral backups resolved per month

Combined Sewer dry weather Overflow (CSO) Events

- Bar graph shows dry weather CSO events per month
- Line graph denoted by (O) shows the volume in Million Gallons(MG) per dry weather CSO event

Open Positions

- Bar graph (dark blue) shows open positions carried over from the previous month.
- Bar graph (light blue) shows new positions added in the given month.
- Bar graph (olive green) shows positions filled in the given month.
- Bar graph (orange) shows positions cancelled in the given month.
- Bar graph (light green) shows net remaining open positions at the end of the given month.

Electricity Usage Summary

- Bar graph shows total electricity consumption per month

Electricity Usage by Service Area

- Shows a monthly breakdown by service area of electricity usage
- Dark blue shows for Waste Water Treatment Service Area
- Light blue shows Water Pumping Service Area
- Brown shows Sewer Pumping Service Area

Employee Lost Time Incidence Rate

- Bar graph shows quarterly Employee Lost Time (LT) incidence rate as compared to the National average LT rate of 2.0; indicated by grey dotted line. Light blue represents the previous year, brown represents the year before previous and dark blue the current fiscal year.
- Scatter graph denoted by (Δ, O) shows the number of Lost Time accidents and comparison is also made between the current year and the previous years.

Contractor Lost Time Incidence Rate

- Bar graph shows quarterly Contractor Lost Time (LT) incidence rate. Light blue represents the previous year, brown represents the year before previous and dark blue the current fiscal year.
- Scatter graph denoted by (Δ, O) shows the number of Lost Time accidents and comparison is also made between the current year and the previous years.

Dynamic Color Coding Legend

| *** | **** |
|---|---|
| <p>Red- when the actual is lower than 5% of budget or target</p> <p>Yellow- when the actual is within 5% of budget or target</p> <p>Green- when the actual is equal to or higher than budget or target</p> | <p>Red- when the actual is higher than 5% of budget or target</p> <p>Yellow- when the actual is within 5% of budget or target</p> <p>Green- when the actual is equal to or lower than budget or target</p> |

Symbols where the color code applies- (Δ, □)

Vendor Payment Performance

- Bar graph shows monthly Vendor Payment Performance percentage against monthly target of 97%; indicated by grey dotted line. This element is dynamically color coded**
- Line graph denoted by (O) shows the YTD vendor payment performance %.

Dynamic Color Coding Legend

| | |
|--|--|
| *** | **** |
| <p>Red- when the actual is lower than 5% of budget or target</p> <p>Yellow- when the actual is within 5% of budget or target</p> <p>Green- when the actual is equal to or higher than budget or target</p> | <p>Red- when the actual is higher than 5% of budget or target</p> <p>Yellow- when the actual is within 5% of budget or target</p> <p>Green- when the actual is equal to or lower than budget or target</p> |

Symbols where the color code applies- (Δ, □)



District of Columbia Water and Sewer Authority

Summary of Contracts on Consent Agenda

207th Meeting of the DC Water Board of Directors

Thursday, March 19, 2015

Joint-Use Contracts

Resolution No. 15-25 - Execute Option Year Two of Contract No. WAS-12-029-AA-JR, M.C. Dean, Inc. The purpose of the option is to continue providing annual maintenance of high and low voltage switchgear to ensure reliable electric power for the overall operations of DC Water facilities. The option amount is \$2,960,000. (Recommended by the Environmental Quality and Sewerage Services Committee 02/19/15)

Resolution No. 15-26 - Execute Option Year Two of Contract No. WAS-13-013-AA-RE, Polydyne, Inc. The purpose of the option is to continue the supply and delivery of secondary clarifier polymer for the collected wastewater at the Blue Plains Advanced Wastewater Treatment Facility. The option amount is \$753,600. (Recommended by the Environmental Quality and Sewerage Services Committee 02/19/15)

Resolution No. 15-27 - Execute Option Year Two of Contract No. WAS-13-006-AA-RE, PVS Chemical Solutions, Inc. The purpose of the option is to continue the supply and delivery of liquid sodium bisulfate for use in the treatment of collected wastewater at the Blue Plains Advanced Wastewater Treatment Facility. The option amount is \$597,100. (Recommended by Environmental Quality and Sewerage Services Committee 02/19/15)

Resolution No. 15-28 - Supplemental Agreement No. 01 of Contract No. DCFA #44, Peer Consultants, PC. The purpose of the option is to provide parts processing and additional start-up services associated with nine capital construction contracts before turnover of those projects to the operating departments. The supplemental agreement amount is \$1,332,421. (Recommended by Environmental Quality and Sewerage Services Committee 02/19/15)

Resolution No. 15-29 - Execute a 20-Year Contract for Contract No. 140100, Washington Gas Energy Systems (WGE). The purpose of the option is to provide a 20-year contract with an option to renew for 5 years for the purchase of solar power generated at Blue Plains AWTP through the installation of solar panels. The contract not-to-exceed amount is \$23,096,108. (Recommended by Environmental Quality and Sewerage Services Committee 02/19/15)

Resolution No. 15-30 - Execute a Modification to Contract No. WAS-09-012-AA-GA, M&M, Electric Motor Repair, Inc. The purpose of the contract is to provided all labor, materials, tools, equipment, and transportation necessary to repair, replace or rebuild pumping equipment at DC Water. The contract modification amount is \$312,500. (Recommended by Environmental Quality and Sewerage Services Committee 02/19/15)

Non-Joint Use Contract

Resolution No. 15-33 – Execute Contract Modification for Douglas & Boykin, LLC. The purpose of the contract modification is to expend additional funds for legal services. The contract amount is \$1,000,000. (Recommended by Finance and Budget Committee 03/05/15)

Resolution No. 15-34 – Execute Contract No. 140080, Capitol Paving of DC, Inc. The purpose of the contract is to repair and/or replace asphalt and concrete roadways, brick and concrete sidewalks and other miscellaneous repairs that result from excavations performed in public space.

Presented and Adopted: March 19, 2015

**SUBJECT: Approval to Execute Option Year Two of Contract No.
WAS-12-029-AA-JR, M.C. Dean, Inc.**

**#15-25
RESOLUTION
OF THE
BOARD OF DIRECTORS
OF THE
D.C. WATER AND SEWER AUTHORITY**

The Board of Directors ("Board") of the District of Columbia Water and Sewer Authority ("the Authority") at its meeting on March 19, 2015, upon consideration of a joint use matter, decided by a vote of ___() in favor and ___() opposed to execute Option Year Two of Contract No. WAS-12-029-AA-JR, M.C. Dean, Inc.

Be it resolved that:

The Board of Directors hereby authorizes the General Manager to execute Option Year Two of Contract No. WAS-12-029-AA-JR, M.C. Dean, Inc. The purpose of the option is to continue providing annual maintenance of high and low voltage switchgear to ensure reliable electric power for the overall operations of DC Water facilities. The option amount is \$2,960,000.

This Resolution is effective immediately.

Secretary to the Board of Directors

**DISTRICT OF COLUMBIA WATER AND SEWER AUTHORITY
BOARD OF DIRECTORS CONTRACTOR FACT SHEET**

ACTION REQUESTED

GOODS AND SERVICES CONTRACT

**Electrical Power Distribution Equipment
Joint Use**

Approval to exercise option year two (2) of the electrical power distribution equipment contract in the amount of \$2,960,000.00.

CONTRACTOR/SUB/VENDOR INFORMATION

| | | |
|--|---------------------|------------------------------|
| PRIME: M. C. Dean, Inc. 22461 Shaw Road Dulles, VA 20166 | SUBS: N/A | PARTICIPATION: N/A |
|--|---------------------|------------------------------|

DESCRIPTION AND PURPOSE

| | |
|---------------------------|-------------------------|
| Base Year Contract Value: | \$2,490,000.00 |
| Contract Base Period: | 03-26-2013 – 03-25-2014 |
| Number of Option Years: | 4 years |
| Option Year (1) Value: | \$2,490,000.00 |
| Option Year (1) Dates: | 03-26-2014 – 03-25-2015 |
| Option Year (2) Value: | \$2,960,000.00 |
| Option Year (2) Dates: | 03-26-2015 – 03-25-2016 |

Purpose of the Contract:

DC Water Maintenance Services and Distribution Conveyance Systems departments have a continuing need for annual maintenance of high and low voltage switchgear throughout DC Water facilities.

Contract Scope:

To provide supervisory personnel and technicians, as well as materials and supplies, needed for the maintenance of high and low voltage switchgear to ensure reliable electric power for the overall operation of DC Water facilities.

Note:

This contract is a shared contract between two departments; The Department of Maintenance Services (DMS) and the Department of Distribution Conveyance Systems (DDCS). Each user department has its own separate funding.

Spending Previous Year:

| | |
|-------------------------------|---|
| Cumulative Contract Value: | 03-26-2013 to 03-25-2015 - \$4,980,000.00 |
| Cumulative Contract Spending: | 03-26-2013 to 01-30-2015 - \$4,369,638.85 |

Contractor's Past Performance:

The contractor's past performance has been satisfactory.

PROCUREMENT INFORMATION

| | | | |
|---------------------------|--|-------------------------|------------------|
| Contract Type: | Fixed Price | Award Based On: | Best Value |
| Commodity: | Service | Contract Number: | WAS-12-029-AA-JR |
| Contractor Market: | Open Market with Preference Points for Local Small Business Enterprise | | |

Joint-Use (Direct)

BUDGET INFORMATION

| | | | |
|----------------------|-------------|-------------------------|----------------------|
| Funding: | Operating | Department: | Maintenance Services |
| Service Area: | Blue Plains | Department Head: | Anthony Mack |

ESTIMATED USER SHARE INFORMATION

| User | Share %* | Dollar Amount |
|---|----------------|------------------------|
| District of Columbia | 41.63% | \$831,351.10 |
| Washington Suburban Sanitary Commission | 42.96% | \$857,911.20 |
| Fairfax County | 10.57% | \$211,082.90 |
| Loudoun County | 4.25% | \$84,872.50 |
| Potomac Interceptor | 0.59% | \$ 11,782.30 |
| TOTAL ESTIMATED DOLLAR AMOUNT | 100.00% | \$ 1,997,000.00 |

*NOTE: Actual usage and cost by facility (either joint-use or non-joint use) varies each fiscal year and are charged to IMA participants based on actual costs at joint-use facilities (i.e., Blue Plains, Potomac Pumping Station, etc.). Services provided to non-joint facilities (i.e., Bryant Street Pumping Station) are charged directly to District ratepayers. In prior fiscal years, the majority of services provided under this contract have been for joint use facilities and for indicative purposes; the user shares shown above reflect Blue Plain's usage.

Non-Joint Use

BUDGET INFORMATION

| | | | |
|----------------------|---------------|-------------------------|---|
| Funding: | Operating | Department: | Department of Distribution Conveyance System |
| Service Area: | Dc Water-wide | Department Head: | Charles Sweeney |

ESTIMATED USER SHARE INFORMATION

| User | Share % | Dollar Amount |
|---|----------------|----------------------|
| District of Columbia | 100% | \$ 963,000.00 |
| Washington Suburban Sanitary Commission | 0% | \$ 0.00 |
| Fairfax County | 0% | \$ 0.00 |
| Loudoun County | 0% | \$ 0.00 |
| Potomac Interceptor | 0% | \$ 0.00 |
| TOTAL ESTIMATED DOLLAR AMOUNT | 100.00% | \$ 963,000.00 |

 2/6/15
Date
Dan Bae
Director of Procurement

 2/9/2015
Date
Gail Alexander-Reeves
Director of Budget

 2/11/15
Date
Walter Bailey
Assistant General Manager, Blue Plains

 2/11/15
Date
Charles Kiely
Assistant General Manager, Customer Care Operations

 3/3/2015
Date
George S. Hawkins
General Manager

Presented and Adopted: March 19, 2015

**SUBJECT: Approval to Execute Option Year Two of Contract No.
WAS-13-013-AA-RE, Polydyne, Inc.**

**#15-26
RESOLUTION
OF THE
BOARD OF DIRECTORS
OF THE
D.C. WATER AND SEWER AUTHORITY**

The Board of Directors ("Board") of the District of Columbia Water and Sewer Authority ("the Authority") at its meeting on March 19, 2015, upon consideration of a joint use matter, decided by a vote of ___() in favor and ___() opposed to execute Option Year Two of Contract No. WAS-13-013-AA-RE, Polydyne, Inc.

Be it resolved that:

The Board of Directors hereby authorizes the General Manager to execute Option Year Two of Contract No. WAS-13-013-AA-RE, Polydyne, Inc. The purpose of the option is to continue the supply and delivery of secondary-clarifier polymer for the collected wastewater at the Blue Plains Advanced Wastewater Treatment Facility. The option amount is \$753,600.

This Resolution is effective immediately.

Secretary to the Board of Directors

**DISTRICT OF COLUMBIA WATER AND SEWER AUTHORITY
BOARD OF DIRECTORS CONTRACTOR FACT SHEET**

ACTION REQUESTED

GOODS AND SERVICES CONTRACT OPTION YEAR TWO (2):

**Supply and Delivery of Dry Cationic Polyacrylamide Flocculant (DPAM)
Joint Use (Direct)**

Approval to execute option year two (2 of the contract for the supply and delivery of dry cationic polyacrylamide flocculant (DPAM) in the amount of \$753,600.00

CONTRACTOR/SUB/VENDOR INFORMATION

| | | |
|--|---------------------|------------------------------|
| PRIME: Polydyne, Inc. One Chemical Plant Road Riceboro, GA 31323 | SUBS: N/A | PARTICIPATION: N/A |
|--|---------------------|------------------------------|

DESCRIPTION AND PURPOSE

| | |
|----------------------------------|-------------------------|
| Original Contract Value: | \$601,800.00 |
| Original Contract Dates: | 03-04-2013—03-03-2014 |
| No. of Option Years in Contract: | 2 |
| Option Year (1) Value: | \$601,800.00 |
| Option Year (1) Dates: | 03-04-2014 – 03-03-2015 |
| Option Year (2) Values: | \$753,600.00 |
| Option Year (2) Dates: | 03-04-2015 – 03-03-2016 |

Purpose of the Contract:

The purpose of this contract is to ensure that the District of Columbia Water and Sewer Authority (DC Water) is able to meet its National Pollutant Discharge Elimination Systems (NPDES) permits requirements and other environmental codes and standards.

Contract Scope:

The scope of this contract is for the supply and delivery of secondary-clarifier polymer for the collected wastewater at the Blue Plains Advanced Wastewater Treatment Facility

Spending Previous Year:

| | |
|-------------------------------|---|
| Cumulative Contract Value: | 03-04-2013 to 03-04-2015—\$1,203,600.00 |
| Cumulative Contract Spending: | 03-04-2013 to 02-03-2015—\$ 958,655.60 |

Contractor's Past Performance:

The contractor's past performance has been satisfactory.

NOTE:

The current price of dry cationic polyacrylamide flocculant is 1.180 per pound. For option year two (2) Polydyne will maintain their current price of \$1.180 per pound.

In the past representatives from Fairfax County Water Authority and the Washington Suburban Sanitary Commission were contacted for the purpose of price comparison, it was found that neither agency uses dry cationic polyacrylamide flocculant (DPAM) as a secondary clarifying agent in wastewater processing.

PROCUREMENT INFORMATION


| | | | |
|---------------------------|--|-------------------------|--|
| Contract Type: | Fixed Price Requirements Contract | Award Based On: | Lowest Responsive and Responsible Bidder |
| Commodity: | Goods and Services | Contract Number: | WAS-13-013-AA-RE |
| Contractor Market: | Open to Pre-Qualified Vendors Based on Field Trials of Samples Submitted | | |

BUDGET INFORMATION


| | | | |
|----------------------|------------------|-------------------------|----------------------|
| Funding: | Operating | Department: | Wastewater Treatment |
| Service Area: | Blue Plains AWTF | Department Head: | Aklile Tesfaye |


ESTIMATED USER SHARE INFORMATION

| User | Share % | Dollar Amount |
|---|---------|----------------------|
| District of Columbia | 41.63% | \$ 313,723.68 |
| Washington Suburban Sanitary Commission | 42.96% | \$ 323,746.56 |
| Fairfax County | 10.57% | \$ 79,655.52 |
| Loudoun County | 4.25% | \$ 32,028.00 |
| Potomac Interceptor | 0.59% | \$ 4,446.24 |
| TOTAL ESTIMATED DOLLAR AMOUNT | | 100.00% |
| | | \$ 753,600.00 |

 , 2/11/15
 Dan Bae Date
 Director of Procurement

 , _____
 Gail Alexander-Reeves Date
 Director of Finance & Budget

 , 2/12/15
 Walter F. Bailey Date
 AGM, Blue Plains

 , 3/3/2015
 George S. Hawkins Date
 General Manager

Presented and Adopted: March 19, 2015

**SUBJECT: Approval to Execute Option Year Two of Contract No.
WAS-13-006-AA-RE, PVS Chemical Solutions, Inc.**

**#15-27
RESOLUTION
OF THE
BOARD OF DIRECTORS
OF THE
D.C. WATER AND SEWER AUTHORITY**

The Board of Directors ("Board") of the District of Columbia Water and Sewer Authority ("the Authority") at its meeting on March 19, 2015, upon consideration of a joint use matter, decided by a vote of ___() in favor and ___() opposed to execute Option Year Two of Contract No. WAS-13-006-AA-RE, PVS Chemical Solutions, Inc.

Be it resolved that:

The Board of Directors hereby authorizes the General Manager to execute Option Year Two of Contract No. WAS-13-006-AA-RE, PVS Chemical Solutions, Inc. The purpose of the option is to continue the supply and delivery of liquid sodium bisulfate for use in the treatment of collected wastewater at the Blue Plains Advanced Wastewater Treatment Facility. The option amount is \$597,100.

This Resolution is effective immediately.

Secretary to the Board of Directors

**DISTRICT OF COLUMBIA WATER AND SEWER AUTHORITY
BOARD OF DIRECTORS CONTRACTOR FACT SHEET**

ACTION REQUESTED

GOODS AND SERVICES CONTRACT OPTION

**Supply and Delivery of Liquid Sodium Bisulfite
(Joint Use) Direct**

Approval to execute option year two (2) of the contract, for the supply and delivery of liquid sodium bisulfite, in the amount of \$597,100.00.

CONTRACTOR/SUB/VENDOR INFORMATION

| | | |
|---|---------------------|------------------------------|
| PRIME: PVS Chemical Solutions, Inc. 10900 Harper Avenue Detroit, MI 48213 | SUBS: N/A | PARTICIPATION: N/A |
|---|---------------------|------------------------------|

DESCRIPTION AND PURPOSE

| | |
|----------------------------------|-------------------------|
| Original Contract Value: | \$588,700.00 |
| Original Contract Dates: | 01-10-2013—01-09-2014 |
| No. of Option Years in Contract: | 4 |
| Contract Modification Value: | \$95,000.00 |
| Contract Modification Dates: | 01-10-2014—03-09-2014 |
| Option Year (1) Value: | \$560,570.00 |
| Option Year (1) Dates: | 03-10-2014—03-09-2015 |
| Option Year (2) Value: | \$597,100.00 |
| Option Year (2) Dates: | 03-10-2015 – 03-09-2016 |

Purpose of the Contract:

The purpose of this contract is to ensure that the District of Columbia Water and Sewer Authority Water is able to meet Environmental Protection Agency (EPA) regulations and other environmental codes and standards.

Contract Scope:

The scope of this contract is for the supply and delivery of liquid sodium bisulfite (38% trade) for use in the treatment of collected wastewater at the Blue Plains Advanced Wastewater Treatment Facility.

Spending Previous Year:

| | |
|-------------------------------|---|
| Cumulative Contract Value: | 01-10-2013 to 03-09-2015—\$1,244,270.00 |
| Cumulative Contract Spending: | 01-10-2013 to 01-30-2015—\$1,239,652.33 |

Contractor's Past Performance:

The contractor's past performance has been satisfactory.

Note:

The current price of liquid sodium bisulfite (38% trade) is \$0.1933 per delivered pound. In accordance with Section E.6 of the contract, Price Escalation/De-escalation Adjustment, the unit will be adjusted up or down based upon the indices price and the change in indices for caustic and sulfur. Based upon the caustic and sulfur indices, the price of liquid sodium bisulfite for option year two (2) is \$0.1881 per delivered pound.

PROCUREMENT INFORMATION

| | | | |
|---------------------------|---|-------------------------|--|
| Contract Type: | Fixed Price Requirements Contract | Award Based On: | Lowest Responsive and Responsible Bidder |
| Commodity: | Goods and Services | Contract Number: | WAS-13-006-AA-RE |
| Contractor Market: | Open Market with Preference Points for LSBE | | |

BUDGET INFORMATION

| | | | |
|----------------------|-------------|-------------------------|----------------------|
| Funding: | Operating | Department: | Wastewater Treatment |
| Service Area: | Blue Plains | Department Head: | Aklile Tesfaye |


ESTIMATED USER SHARE INFORMATION

| User | Share % | Dollar Amount |
|---|---------|---------------------|
| District of Columbia | 41.63% | \$248,572.73 |
| Washington Suburban Sanitary Commission | 42.96% | \$256,514.16 |
| Fairfax County | 10.57% | \$63,113.47 |
| Loudoun County | 4.25% | \$25,376.75 |
| Potomac Interceptor | 0.59% | \$3,522.89 |
| TOTAL ESTIMATED DOLLAR AMOUNT | | \$597,100.00 |

 2/11/15
 Dan Bae Date
 Director of Procurement

 2/11/15
 Gail Alexander-Reeves Date
 Director of Budget

 2/12/15
 Walter F. Bailey Date
 Assistant General Manager, Blue Plains

 3/3/2015
 George S. Hawkins Date
 General Manager

Presented and Adopted: March 19, 2015

**SUBJECT: Approval to Execute Supplemental Agreement No. 01 of
Contract No. DCFA #441, Peer Consultants, PC**

**#15-28
RESOLUTION
OF THE
BOARD OF DIRECTORS
OF THE
D.C. WATER AND SEWER AUTHORITY**

The Board of Directors ("Board") of the District of Columbia Water and Sewer Authority ("the Authority") at its meeting on March 19, 2015, upon consideration of a joint use matter, decided by a vote of ___() in favor and ___() opposed to execute Supplemental Agreement No. 01 of Contract No. DCFA #441, Peer Consultants, PC.

Be it resolved that:

The Board of Directors hereby authorizes the General Manager to execute Supplemental Agreement No. 01 of Contract No. DCFA #441, Peer Consultants, PC. The purpose of the option is to provide parts processing and additional start-up services associated with nine capital construction contracts before turnover of those projects to the operating departments. The supplemental agreement amount is \$1,332,421.

This Resolution is effective immediately.

Secretary to the Board of Directors

**DISTRICT OF COLUMBIA WATER AND SEWER AUTHORITY
BOARD OF DIRECTORS CONTRACTOR FACT SHEET**

ACTION REQUESTED

**ENGINEERING SERVICES SUPPLEMENTAL AGREEMENT:
Operations and Maintenance Assistance Program IV
(Joint Use)**

Approval to execute Supplemental Agreement No. 01 for \$1,332,421. The modification exceeds the General Manager's approval authority.

CONTRACTOR/SUB/VENDOR INFORMATION

| PRIME: | SUBS: | PARTICIPATION: |
|--|---|-----------------------|
| PEER Consultants, PC 888 17 th Street, NW Suite 850 Washington, DC 20006 (WBE) | AECOM Arlington, VA | 10.88% |
| | Delon Hampton & Associates Washington, DC MBE | 12.04% |
| | E.B. Advanced, PC Washington, DC MBE | 14.14% |

DESCRIPTION AND PURPOSE

| | |
|--|---------------------|
| Original Contract Value: | \$17,987,367.00 |
| Value of this Supplemental Agreement: | \$1,332,421.00 |
| Cumulative SA Value, including this SA: | \$1,332,421.00 |
| Current Contract Value, Including this SA: | \$19,319,788.00 |
| Original Contract Time: | 1825 Days (5 Years) |
| Time extension, this SA: | 180 Days |
| Total SA contract time extension: | 180 Days (6 Months) |
| Contract Start Date: | 06-29-2011 |
| Contract Completion Date: | 12-31-2016 |

Purpose of the Contract:

To provide start-up, operations and maintenance engineering services required for the completion of critical projects.

Original Contract Scope:

- Perform program management and process engineering tasks to fulfill EPA-mandated grant requirements.
- Provide equipment maintenance requirements and documentation.
- Provide Standard Operating Procedures revision and updating.
- Provide operability evaluations.

Current Supplemental Agreement Scope:

- Provide parts processing and additional start-up services associated with nine capital construction contracts before turnover of those projects to the operating departments. These contracts that are ongoing or nearing completion require start-up services that include additional preventative maintenance (PM) development, comprising evaluation of functional inspections not addressed in the service manuals, for use as supplements to the manufacturer's recommendations. In addition, run-to-failure alternatives to the manufacturer's recommended PMs in the service manuals will be evaluated for economic viability.

Future Supplemental Agreement Scope:

- A future supplemental agreement may be needed to provide short-term assistance to Materials Management.

PROCUREMENT INFORMATION

| | | | |
|---------------------------|----------------------|-------------------------|-----------------------|
| Contract Type: | Cost Plus Fixed Fee | Award Based On: | Highest Ranking Score |
| Commodity: | Engineering Services | Contract Number: | DCFA#441-WSA |
| Contractor Market: | Open Market | | |

BUDGET INFORMATION


| | | | |
|----------------------|---------------------------------------|-------------------------|------------------------------------|
| Funding: | Capital | Department: | Engineering and Technical Services |
| Service Area: | Wastewater | Department Head: | Liliana Maldonado |
| Project: | BG, BR, BT, EV, XA, BI, E8, E9 and EE | | |

ESTIMATED USER SHARE INFORMATION

| User | Share % | Dollar Amount |
|---|----------------|-----------------------|
| District of Columbia | 41.22% | \$549,224.00 |
| Washington Suburban Sanitary Commission | 45.84% | \$610,782.00 |
| Fairfax County | 8.38% | \$111,657.00 |
| Loudoun County & Potomac Interceptor | 4.56% | \$60,758.00 |
| Total Estimated Dollar Amount | 100.00% | \$1,332,421.00 |


 Gail Alexander-Reeves
 Director of Budget
 Date: 2/9/2015


 Dan Bae
 Director of Procurement
 Date: 2/11/15


 Leonard R. Benson
 Chief Engineer
 Date: 2-10-15


 George S. Hawkins
 General Manager
 Date: 3/3/2015

Presented and Adopted: March 19, 2015

**SUBJECT: Approval to Execute a 20-Year Contract for
Contract No. 140100, Washington Gas Energy Systems
(WGE)**

**#15-29
RESOLUTION
OF THE
BOARD OF DIRECTORS
OF THE
D.C. WATER AND SEWER AUTHORITY**

The Board of Directors ("Board") of the District of Columbia Water and Sewer Authority ("the Authority") at its meeting on March 19, 2015, upon consideration of a joint use matter, decided by a vote of ___() in favor and ___() opposed to execute a 20-Year Contract for Contract No. 140100, Washington Gas Energy Systems (WGE).

Be it resolved that:

The Board of Directors hereby authorizes the General Manager to execute a 20-Year Contract for Contract No. 140100, Washington Gas Energy Systems (WGE). The purpose of the option is to provide a 20-year contract with an option to renew for 5 years for the purchase of solar power generated at Blue Plains AWTP through the installation of solar panels. The contract not-to-exceed amount is \$23,096,108.

This Resolution is effective immediately.

Secretary to the Board of Directors

**DISTRICT OF COLUMBIA WATER AND SEWER AUTHORITY
BOARD OF DIRECTORS CONTRACTOR FACT SHEET**

ACTION REQUESTED

GOODS AND SERVICES CONTRACT:

**Solar Power Purchase Agreement (PPA) Project
(Joint Use)**

Approval to execute a 20-year contract for solar power purchase at Blue Plains with a not-to-exceed amount of \$23,096,108

CONTRACTOR/SUB/VENDOR INFORMATION

| | | |
|--|--|-----------------------|
| PRIME: Washington Gas Energy Systems (WGES) 6862 Elm St., Suite 300 McLean, VA 22101 | SUBS: Standard Solar 1355 Piccard Drive, Suite 300 Rockville, MD 20850 | PARTICIPATION: |
|--|--|-----------------------|

DESCRIPTION AND PURPOSE

Contract Value, not to exceed: \$23,096,108
 Contract Time: 7300 Days
 Anticipated Contract Start Date: 04-01-2015 (Start of Design and construction)
 12-31-2016 (Start of Operations)
 Anticipated Contract Completion Date: 12-31-2036
 Proposal Opening Date: 11-13-2014
 Other firms submitting proposals/qualification statements:
 *Ameresco, Inc. NRG and TectaSolar
 Conti and Altus Power America *SolarCity / groSolar
 Distributed Sun LLC *SunEdison / Pepco Energy Services / Blue Wave Capital
 Hanwha QCELLS and Performance Contracting, Inc. Telamon Corp. / Singleton Electric / RER Energy Group / Geres
 Nexamp

* Asterisk indicates short listed firms.

Purpose of the Contract:

Provide a 20-year contract with an option to renew for 5 years for the purchase of solar power generated at Blue Plains AWTP through the installation of solar panels.

Contract Scope:

- Installation of solar panels over the following areas:
 - East Secondary Sedimentation Basins: 2.49 MW capacity in DC
 - West Secondary Sedimentation Basins: 2.12 MW capacity in DC
 - Dual Purpose Sedimentation Basins: 1.65 MW capacity in DC
 - Nitrification Sedimentation Basins: 4.83 MW capacity in DC
- The schedule for expected power and the guaranteed unit price was provided in the bid documents for every year for the contract duration.

PROCUREMENT INFORMATION


| | | | |
|---------------------------|-------------|-------------------------|---------------------------------|
| Contract Type: | Fixed Price | Award Based On: | Best Value, responsible bidder. |
| Commodity: | Goods | Contract Number: | 140100 |
| Contractor Market: | Open Market | | |

BUDGET INFORMATION

| | | | |
|----------------------|-------------|-------------------------|----------------------|
| Funding: | Operating | Department: | Wastewater Treatment |
| Service Area: | Blue Plains | Department Head: | Aklile Tesfaye |

ESTIMATED USER SHARE INFORMATION

| User | Share % | Dollar Amount |
|---|----------------|----------------------|
| District of Columbia | 41.63% | \$9,614,910 |
| Washington Suburban Sanitary Commission | 42.96% | \$9,922,088 |
| Fairfax County | 10.57% | \$2,441,259 |
| Loudoun County | 4.25% | \$ 981,584 |
| Others (PI) | 0.59% | \$ 136,267 |
| TOTAL ESTIMATED DOLLAR AMOUNT | 100.00% | \$ 23,096,108 |

 2/10/15
 Dan Bae Date
 Director of Procurement

 2/13/15
 Gail Alexander Reeves Date
 Director of Finance & Budget

 2/13/15
 Walter Bailey Date
 AGM, Wastewater Treatment

 3/3/2015
 George S. Hawkins Date
 General Manager

Presented and Adopted: March 19, 2015

SUBJECT: Approval to Execute a Modification to Contract No. WAS-09-012-AA-GA, M&M Electric Motor Repair, Inc.

**#15-30
RESOLUTION
OF THE
BOARD OF DIRECTORS
OF THE
D.C. WATER AND SEWER AUTHORITY**

The Board of Directors ("Board") of the District of Columbia Water and Sewer Authority ("the Authority") at its meeting on March 19, 2015, upon consideration of a joint use matter, decided by a vote of __() in favor and __() opposed to execute a Modification to Contract No. WAS-09-012-AA-GA, M&M Electric Motor Repair, Inc.

Be it resolved that:

The Board of Directors hereby authorizes the General Manager to execute a Modification to Contract No. WAS-09-012-AA-GA, M&M Electric Motor Repair, Inc. The purpose of the contract is to provided all labor, materials, tools, equipment, and transportation necessary to repair, replace or rebuild pumping equipment at DC Water. The contract modification amount is \$312,500.

This Resolution is effective immediately.

Secretary to the Board of Directors

**DISTRICT OF COLUMBIA WATER AND SEWER AUTHORITY
BOARD OF DIRECTORS CONTRACTOR FACT SHEET**

ACTION REQUESTED

GOODS AND SERVICES CONTRACT MODIFICATION:

**Repair of Industrial Pumps
(Joint Use - Direct)**

Approval to execute a modification to add funding in the amount of \$312,500.00.

CONTRACTOR/SUB/VENDOR INFORMATION

| | | |
|---|---------------------|-------------------------------|
| PRIME: M & M Electric Motor Repair, Inc. 205 Bucheimer Road Frederick, Maryland 21701 LSBE | SUBS: N/A | PARTICIPATION: 100% |
|---|---------------------|-------------------------------|

DESCRIPTION AND PURPOSE

| | |
|-----------------------------------|------------------------|
| Original Contract Value: | \$610,000.00 |
| Original Contract Dates: | 04-23-2009—04-22-2010 |
| No. of Option Years in Contract: | 4 |
| Option Year (1-4) Values: | \$2,032,873.00 |
| Option Year (1-4) Dates: | 06-22-2010—06-21-2014 |
| Contract Modification Value: | \$2,123,890.12 |
| Contract Modification Dates: | 10-01-2009—09-30-2015 |
| This Contract Modification Value: | \$312,500.00 |
| This Contract Modification Dates: | 01-01-2015- 09-30-2015 |

Purpose of the Contract:

To contract for services to repair and maintain various large industrial pumps for the District of Columbia Water and Sewer Authority's (DC Water) Departments of Maintenance Services (DMS) and Water/Sewer Pump Maintenance (WSPM).

Contract Scope:

To provide all labor, materials, tools, equipment, and transportation necessary to repair, replace, or rebuild pumping equipment at DC Water's water and wastewater facilities.

Spending Previous Years:

| | |
|-------------------------------|--|
| Cumulative Contract Value: | 04-23-2009 to 09-30-2015 —\$4,766,763.12 |
| Cumulative Contract Spending: | 04-23-2009 to 12-31-2014—\$4,274,199.94 |

Contractor's Past Performance:

The contractor's past performance has been satisfactory.

PROCUREMENT INFORMATION

| | | | |
|---------------------------|--|-------------------------|---|
| Contract Type: | Fixed Price | Award Based On: | Lowest responsive bid by a responsible contractor |
| Commodity: | Goods and Services | Contract Number: | WAS-09-012-AA-GA |
| Contractor Market: | Open Market with preference for LBE and LSBE | | |

BUDGET INFORMATION

| | | | |
|----------------------|---------|--------------------------|-----------------------------|
| Funding: | Capital | Departments: | Maintenance Services (DMS), |
| Service Area: | Various | Department Heads: | Anthony Mack |
| Project: | EP6C701 | | |

ESTIMATED USER SHARE INFORMATION


| User | Share % | Dollar Amount |
|---|---------|-----------------------|
| District of Columbia | 41.22% | \$ 128,812.50 |
| Washington Suburban Sanitary Commission | 45.84% | \$ 143,250.50 |
| Fairfax County | 8.38% | \$ 26,187.50 |
| Loudoun County & Potomac Interceptor | 3.73% | \$11,656 .25 |
| Potomac Interceptor | 0.83% | \$2,593.75 |
| TOTAL ESTIMATED DOLLAR AMOUNT | | 100.00% \$ 312,500.00 |

NOTE: Actual usage and cost by facility (either joint-use or non-joint use) varies each fiscal year and are charged to IMA participants based on actual costs at joint-use facilities (i.e., Blue Plains, Potomac Pumping Station, etc.). Services provided to non-joint facilities (i.e., Bryant Street Pumping Station) are charged directly to District ratepayers. In prior fiscal years, the majority of services provided under this contract have been for joint use facilities and for indicative purposes; the user shares shown above reflect Blue Plain's usage.

 2/16/15
 Dan Bae Date
 Director of Procurement

 2/9/2015
 Gail Alexander-Reeves Date
 Acting Director of Finance & Budget

 2/12/15
 Walter Bailey Date
 Assistant General Manager

 3/13/2015
 George S. Hawkins Date
 General Manager

Presented and Adopted: March 19, 2015

Subject: Approval for Proposed Notice of Rulemaking to Amend the District of Columbia Fire Protection Service Fee

**#15-31
RESOLUTION
OF THE
BOARD OF DIRECTORS
OF THE
DISTRICT OF COLUMBIA WATER AND SEWER AUTHORITY**

The District members of the Board of Directors (“Board”) of the District of Columbia Water and Sewer Authority (“the DC Water”) at the Board meeting held on March 19, 2015 decided, in a non-joint use matter, by a vote of ____ () in favor and ____ () opposed, to take the following action with respect to the proposed Fire Protection Service Fee.

WHEREAS, DC Water establishes rates, fees and charges in accordance with its Rate Setting Policy (Board Resolution #11-10), including the recovery of current costs to provide service; and

WHEREAS, DC Water provides Fire Protection Services to the District, including but not limited to the delivery of water for firefighting, inspection, maintenance and upgrading of public fire hydrants in the District of Columbia pursuant to a Memorandum of Understanding (MOU) between the DC Water and District of Columbia Fire Emergency Medical Services (FEMS) Department, effective May 3, 2013; and

WHEREAS, the MOU requires the payments to DC Water to be established “through the DC Rate Making process that applies to all DC Water rates and fees and is outlined in the DC Municipal Regulations”; and

WHEREAS, the MOU requires the rates to be “reviewed and revisions proposed every three years through an independent Cost of Services study”;

WHEREAS, DC Water has prepared a Cost of Services Study entitled, “Report Regarding Fire Services Charges,” dated February 13, 2015, which, based on the escalation of costs and past underpayments, recommends an increase in the Fire Protection Service Fee from Six Million Eight Hundred Eight-Five Thousand Three Hundred Forty Dollars (\$6,885,340) to Ten Million Seven Hundred Ninety-Six Thousand Dollars (\$10,796,000) per fiscal year (FY) for FY 2015, FY 2016, and FY 2017; and

WHEREAS, the DC Retail Water and Sewer Rates Committee met on February 24, 2015 to consider the proposed Fire Protection Service Fee increase; and

WHEREAS, the DC Retail Water and Sewer Rates Committee recommended that the Board consider for public comment an increase in the Fire Protection Service Fee as proposed by DC Water; and

WHEREAS, the Board wishes to proceed with this amendment to 21 DCMR Section 4103 (Fire Protection Service Fee); and

NOW THEREFORE BE IT RESOLVED THAT:

1. The Board finds that DC Water's cost of service study justifies the increase in the Fire Protection Service fee and that DC Water propose the rulemaking revisions as described below:

4103 FIRE PROTECTION SERVICE FEE

4103.1 The Charge to the District of Columbia for fire protection service, including, but not limited to the delivery of water flows for firefighting as well as maintaining and upgrading public fire hydrants in the District of Columbia, (plus the cost of fire hydrant inspections performed by the DC Fire and Emergency Medical Services) shall be Ten Million Seven Hundred Ninety-Six Thousand Dollars (\$10,796,000) per fiscal year (FY) for FY 2015, FY 2016, and FY 2017.

4103.2 The fee may be examined every three years to determine if the fee is sufficient to recoup the actual costs for providing this service.

4103.3 In the event the actual costs are not being recouped, the District shall pay the difference and the fee will be appropriately adjusted pursuant to the rulemaking process.

4103.4 In the event the costs paid by the District of Columbia exceed DC Water's actual costs, the fee shall be adjusted pursuant to the rulemaking process.

2. The General Manager is authorized to publish the Notice of Proposed Rulemaking, in conformance with the requirements of the Office of Documents and Administrative Services, to amend 21 DCMR § 4103 as set out herein.
3. The General Manager is further authorized to publish notice of a public hearing to receive comments on the Notice of Proposed Rulemaking.
4. This resolution shall be effective immediately.

Secretary to the Board of Directors

Presented and Adopted: March 19, 2015

Subject: Approval for Proposed Notice of Rulemaking to Establish a New Development Impact Fee

**#15-32
RESOLUTION
OF THE
BOARD OF DIRECTORS
OF THE
DISTRICT OF COLUMBIA WATER AND SEWER AUTHORITY**

The District members of the Board of Directors (“Board”) of the District of Columbia Water and Sewer Authority (“the DC Water”) at the Board meeting held on March 19, 2015 decided, in a non-joint use matter, by a vote of ____ () in favor and ____ () opposed, to take the following action with respect to the proposed new Development Impact Fee.

WHEREAS, DC Water establishes rates, fees and charges in accordance with its Rate Setting Policy (Board Resolution #11-10), including the recovery of current costs to provide service; and

WHEREAS, DC Water has proposed a new Development Impact Fee assessed to new development or redevelopment to recover the investment in available system capacity based on meter size; and

WHEREAS, the DC Retail Water and Sewer Rates Committee met on February 24, 2015 to consider the proposed new Development Impact Fee; and

WHEREAS, the DC Retail Water and Sewer Rates Committee recommended that the Board consider for public comment the proposed new Development Impact Fee for all Single Family Residential (SFR) Customers with meters 1” inch and smaller (5/8”, 3/4”, 1”) with the same set of fees and for all Residential, Multi-Family and Non-Residential Customers with meters larger than 1” inch with fees based on their meter size; and

WHEREAS, the Board wishes to establish the proposed new Development Impact Fee;

NOW THEREFORE BE IT RESOLVED THAT:

1. The Board finds that DC Water’s rate setting policy justifies the proposed new Development Impact Fee below:

- All Single Family Residential (SFR) Customers with meters 1" inch or smaller will use the same set of fees.

| Meter Size (inches) | Meter Register Type | Water Development Impact Fee | Sewer Development Impact Fee | Total Development Impact Fee |
|---------------------|---------------------|------------------------------|------------------------------|------------------------------|
| 5/8" | Single Register | \$ 1,134.73 | \$ 2,808.58 | \$ 3,943.31 |
| 3/4" | Single Register | \$ 1,134.73 | \$ 2,808.58 | \$ 3,943.31 |
| 1" | Single Register | \$ 1,134.73 | \$ 2,808.58 | \$ 3,943.31 |

- All Residential (except SFR with meters 1" or smaller), Multi-Family and Non-Residential Customers will have fees based on their meter size as listed below:

| Meter Size (inches) | Meter Register Type | Water Development Impact Fee | Sewer Development Impact Fee | Total Development Impact Fee |
|---------------------|------------------------------|------------------------------|------------------------------|------------------------------|
| 1" or smaller | Single Register | \$ 1,281.97 | \$ 3,172.99 | \$ 4,454.96 |
| 1"x1.25" | Single and Multiple Register | \$ 2,046.74 | \$ 5,065.90 | \$ 7,112.64 |
| 1.5" | Single Register | \$ 5,491.00 | \$ 13,590.76 | \$ 19,081.76 |
| 2" | Single and Multiple Register | \$ 11,125.04 | \$ 27,535.60 | \$ 38,660.64 |
| 3" | Single and Multiple Register | \$ 32,500.31 | \$ 80,441.53 | \$ 112,941.84 |
| 4" | Single and Multiple Register | \$ 83,388.31 | \$ 206,394.41 | \$ 289,782.72 |
| 6" | Single and Multiple Register | \$ 229,246.33 | \$ 567,407.59 | \$ 796,653.92 |
| 8" | Single Register | \$ 229,246.33 | \$ 567,407.59 | \$ 796,653.92 |
| 8"x2" | Multiple Register | \$ 229,246.33 | \$ 567,407.59 | \$ 796,653.92 |
| 8"x4"x1" | Multiple Register | \$ 229,246.33 | \$ 567,407.59 | \$ 796,653.92 |
| 10" | Single and Multiple Register | \$ 229,246.33 | \$ 567,407.59 | \$ 796,653.92 |
| 12" | Single and Multiple Register | \$ 229,246.33 | \$ 567,407.59 | \$ 796,653.92 |
| 16" | Single Register | \$ 229,246.33 | \$ 567,407.59 | \$ 796,653.92 |

- The proposed Development Impact Fee will be assessed for all new buildings, structures or properties under development and properties under redevelopment. For properties under redevelopment, DC Water will determine the net system impact fee by determining the property's proposed capacity requirements and applying a credit for the capacity of accounts being removed from the system. However, if the associated credit for capacity removed is equal to or greater than the future impact fee, the net impact fee shall be zero. Properties under redevelopment shall not receive a credit for accounts that are inactive for more than 12 months.

- The following terms shall be defined in the rulemaking:

Development – the construction of a building or structure that establishes a new water and/or sewer connection.

Redevelopment – the renovation or alteration of a building or structure, or reconstruction of a property that increases the water supply demand or drainage, waste, and vent (DWV) system load. Redevelopment shall not include the up-sizing of a water service or sewer lateral to comply with the current D.C. Plumbing Code, provided the water supply demand and DMV system load remain the same.

2. The General Manager is authorized to take all steps necessary in his judgment and as otherwise required, to initiate the public comment process and shall provide notice of the proposed fees in the manner provided by the District of Columbia's Administrative Procedures.

This resolution shall be effective immediately.

Secretary to the Board of Directors

Presented and Adopted: March 19, 2015
SUBJECT: Approval to Execute a Contract Modification for
Douglas & Boykin, LLC

#15-33
RESOLUTION
OF THE
BOARD OF DIRECTORS
OF THE
D.C. WATER AND SEWER AUTHORITY

The Board of Directors ("Board") of the District of Columbia Water and Sewer Authority ("the Authority") at its meeting on March 19, 2015, upon consideration of a non-joint use matter, decided by a vote of ___() in favor and ___() opposed to execute a contract modification for Douglas & Boykin, LLC.

Be it resolved that:

The Board of Directors hereby authorizes the General Manager to execute a contract modification for Douglas & Boykin, LLC. The purpose of the contract modification is to expend additional funds for legal services. The contract modification amount is \$1,000,000.

This Resolution is effective immediately.

Secretary to the Board of Directors

**DC WATER AND SEWER AUTHORITY
BOARD OF DIRECTORS CONTRACTOR FACT SHEET**

ACTION REQUESTED

GOODS AND SERVICES CONTRACT MODIFICATION:

**Legal Services
(Joint Use – Indirect Cost)**

Approval requested to expend additional funds in the amount of \$1,000,000 with Douglas & Boykin LLC for legal services.

CONTRACTOR/SUB/VENDOR INFORMATION

| | | |
|--|---------------------|------------------------------|
| PRIME: Douglas & Boykin, LLC 1850 M. Street, N.W. Washington, D.C. 20036 | SUBS: N/A | PARTICIPATION: N/A |
|--|---------------------|------------------------------|

DESCRIPTION AND PURPOSE

| | |
|---|----------------|
| Original Contract Value: | \$ 832,625.87 |
| Value of this Modification: | \$1,000,000.00 |
| Cumulative Mod. Value, including this Mod.: | \$4,374,033.21 |
| Original Agreement Time: | September 2003 |
| Agreement Start Date: | September 2003 |
| Agreement Completion Date: | N/A |

Purpose of the Contract:

- To provide legal services as assigned, that includes, but not limited to civil litigation defense.

Previous Change Order Scope:

- N/A

Current Change Order Scope:

- Request to expend additional funds with Douglas & Boykin, LLC
- The additional funds will be used for major construction litigation which will affect the North East Boundary Sewer 1744 D Street, NE Repair. The funding will also cover the remaining of Fiscal Year 2015 legal services, and to perform Fiscal Year 2016 legal work.

Contractor's Past Performance:

- Contractor's performance has been satisfactory.

PROCUREMENT INFORMATION

| | | | |
|---------------------------|------------------|-------------------------|-----------------|
| Contract Type: | Fixed Unit Price | Award Based On: | Non-Competitive |
| Commodity: | Services | Contract Number: | N/A |
| Contractor Market: | | | |


BUDGET INFORMATION

| | | | |
|----------------------|-------------|-------------------------|-----------------|
| Funding: | Operating | Department: | General Counsel |
| Service Area: | Blue Plains | Department Head: | Randy Hayman |

USER SHARE INFORMATION

| User (Operating) | Share % | Dollar Amount |
|---|----------------|---------------------|
| District of Columbia | 100% | \$500,000.00 |
| Washington Suburban Sanitary Commission | 0% | \$ 0.00 |
| Fairfax County | 0% | \$ 0.00 |
| Loudoun County | 0% | \$ 0.00 |
| Potomac Interceptor | 0% | \$ 0.00 |
| Total Estimated Dollar Amount | 100.00% | \$500,000.00 |

| User (Capital) – A 413360-Sanitary Sewer | Share % | Dollar Amount |
|--|----------------|---------------------|
| District of Columbia | 100% | \$ 500,000.00 |
| Washington Suburban Sanitary Commission | 0% | \$ 0.00 |
| Fairfax County | 0% | \$ 0.00 |
| Loudoun County | 0% | \$ 0.00 |
| Potomac Interceptor | 0% | \$ 0.00 |
| Total Estimated Dollar Amount | 100.00% | \$500,000.00 |

 3/3/15
 Dan Bae Date
 Director of Procurement

 3/3/2015
 Gail Alexander-Reeves Date
 Director of Budget

 3/3/15
 Randy Hayman Date
 General Counsel

 3/3/2015
 George S. Hawkins Date
 General Manager

Presented and Adopted: March 19, 2015
SUBJECT: Approval to Execute Contract No. 140080,
Capitol Paving of DC, Inc.

#15-34
RESOLUTION
OF THE
BOARD OF DIRECTORS
OF THE
D.C. WATER AND SEWER AUTHORITY

The Board of Directors ("Board") of the District of Columbia Water and Sewer Authority ("the Authority") at its meeting on March 19, 2015, upon consideration of a non-joint use matter, decided by a vote of ___() in favor and ___() opposed to execute Contract No. 140080, Capitol Paving of DC, Inc.

Be it resolved that:

The Board of Directors hereby authorizes the General Manager to Contract No. 140080, Capitol Paving of DC, Inc. The purpose of the contract is to repair and/or replace asphalt and concrete roadways, brick and concrete sidewalks, landscaped areas, and other miscellaneous repairs that result from excavations performed in public space. The contract amount is \$19,692,300.

This Resolution is effective immediately.

Secretary to the Board of Directors

**DISTRICT OF COLUMBIA WATER AND SEWER AUTHORITY
BOARD OF DIRECTORS CONTRACTOR FACT SHEET**

ACTION REQUESTED

CONSTRUCTION CONTRACT:

**Public Space Restoration Contract for FY15-FY17
(Non-Joint Use)**

Approval to execute a construction contract for \$19,692,300.

CONTRACTOR/SUB/VENDOR INFORMATION

| PRIME: | SUBS: | PARTICIPATION: |
|--|--|-----------------------|
| Capitol Paving of DC, Inc. 2211 Channing Street, NE Washington, DC 20018 (MBE) | Fort Myer Construction Corp. Washington, DC MBE Acorn Supply & Distributing, Inc. White Marsh, MD WBE | 33.8% 6.0% |

DESCRIPTION AND PURPOSE

Contract Value, Not-To-Exceed: \$19,692,300
 Contract Time: 1,095 Days (3 Years)
 Anticipated Contract Start Date: 03-16-2015
 Anticipated Contract Completion Date: 03-15-2018
 Bid Opening Date: 09-10-2014
 Bids Received: 2
 Other Bids Received
 Fort Myer Construction Corp. \$ 19,887,136

Purpose of the Contract:

Permanent restoration of paved and non-paved surfaces in public space after the completion of repair and replacement activities by the Department of Water Services and the Department of Sewer Services.

Contract Scope:

- Repair and/or replacement of asphalt and concrete roadways, brick and concrete sidewalks, landscaped areas, and other miscellaneous repairs that result from excavations performed in public space.

Federal Grant Status:

- Construction Contract is not eligible for Federal grant funding assistance.

PROCUREMENT INFORMATION


| | | | |
|---------------------------|--------------|-------------------------|---------------------------------------|
| Contract Type: | Fixed Price | Award Based On: | Lowest responsive, responsible bidder |
| Commodity: | Construction | Contract Number: | 140080 |
| Contractor Market: | Open Market | | |


BUDGET INFORMATION

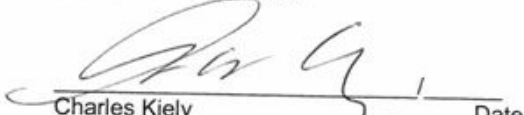
| | | | |
|----------------------|---|-------------------------|----------------|
| Funding: | Operating, Capital | Department: | Water Services |
| Service Area: | Water, Sanitary | Department Head: | Jason Hughes |
| Project: | BW, DG, DI, DJ, DW, DX, DY, D5, FK, FN, FP, GQ, 1300900 | | |


ESTIMATED USER SHARE INFORMATION

| User | Share % | Dollar Amount |
|---|----------------|-------------------------|
| District of Columbia | 100.00% | \$ 19,692,300.00 |
| Federal Funds | 0.00% | \$ 0.00 |
| Washington Suburban Sanitary Commission | 0.00% | \$ 0.00 |
| Fairfax County | 0.00% | \$ 0.00 |
| Loudoun County & Potomac Interceptor | 0.00% | \$ 0.00 |
| Total Estimated Dollar Amount | 100.00% | \$ 19,692,300.00 |


 Gail Alexander-Reeves
 Director of Budget
 Date: 2/12/2015


 Dan Bae
 Director of Procurement
 Date: 2/13/15


 Charles Kiely
 Assistant General Manager
 Customer Care & Operations
 Date:


 George S. Hawkins
 General Manager
 Date: 3/3/2015