



**DISTRICT OF COLUMBIA WATER AND SEWER AUTHORITY
211th MEETING OF THE BOARD OF DIRECTORS**

Thursday, July 2, 2015

9:30 a.m.

5000 Overlook Avenue, SW

Room 407

- I. Call to Order (Chairman Matthew Brown)**
- II. Roll Call (Linda Manley, Board Secretary)**
- III. Approval of June 4, 2015 Minutes (Chairman Matthew Brown)**
- IV. Chairman's Overview**
- V. Committee Reports**
 - 1. Environmental Quality and Sewerage Services Committee (**Howard Gibbs**)
 - 2. Joint Meeting of the Environmental Quality and Sewerage Services/Water Quality and Water Services Committees (**Howard Gibbs**)
 - 3. Water Quality and Water Services Committee (**Howard Gibbs**)
 - 4. DC Retail Water and Sewer Rates Committee (**Alan Roth**)
 - 5. Finance and Budget Committee (**James Patteson**)
- VI. CEO/General Manager's Report (George Hawkins)**
- VII. Summary of Contracts**
- VIII. Consent Items (Joint-use)**
 - 1. Approval to Execute Option Year One - Contract No. 14-PR-DWT-02, Mitsubishi International Corporation – Resolution No. 15-53 (Recommended by Environmental Quality and Sewerage Services Committee 06/16/15)
 - 2. Approval to Execute a Supplemental Agreement - Contract No. DCFA #456-WSA, CH2M Hill Engineers, PC - Resolution No.15-54(Recommended by Joint Committees of Environmental Quality and Sewerage Services and Water Quality and Water Services 06/16/15)
 - 3. Approval to Execute One Year Base and Four One Year Options - Contract No. 15-PR-CFO-32, Wells Fargo Insurance USA, Inc. – Resolution No. 15-55 (Recommended by Finance and Budget Committee 06/25/15)
 - 4. Approval to Execute Three Year Base and One Two Year Option - Contract No. 14-PR-OGC-03, Dorsey & Whitney LLP. - Resolution No.15-56 (Recommended by Finance and Budget Committee 06/25/15)

5. [Approval to Execute a Three Year Base and One Two Year Option - Contract No. 14-PR-OGC-06, McQuireWoods LLP - Resolution No. 15-57](#) (Recommended by Finance and Budget Committee 06/25/15)
6. [Approval to Execute a Three Year Base and One Two Year Option - Contract No. 14-PR-OGC-01, Littler Mendelson, P.C. – Resolution No. 15-58](#) (Recommended by Finance and Budget Committee 06/25/15)
7. [Approval to Execute a Three Year Base and One Two Year Options - Contract No. 14-PR-OGC-02, Morgan Lewis & Bockius LLP – Resolution No. 15-59](#) (Recommended by Finance and Budget Committee 06/25/15)
8. [Approval to Execute a Modification of Beveridge & Diamond, PC – Resolution No. 15-60](#) (Recommended by Finance and Budget Committee 06/25/15)
9. [Approval to Execute a Three Year Base and Two One Year Options - Contract No. 14-PR-OGC-06, Beveridge & Diamond, P.C. – Resolution No. 15-61](#) (Recommended by Finance and Budget Committee 06/25/15)
10. [Approval to Execute a Three Year Base and One Two Year Option - Contract No. 14-PR-OGC-05, Douglas & Boykin PLLC – Resolution No. 15-62](#) (Recommended by Finance and Budget Committee 06/25/15)
11. [Approval to Execute a Three Year Base and One Two Year Option - Contract No. 14-PR-OGC-04, Reed Smith LLP – Resolution No. 15-63](#) (Recommended by Finance and Budget Committee 06/25/15)

Consent items (Non-Joint Use)

1. [Approval to Execute Contract No. 140130, Savin Engineers, P.C. - Resolution No. 15-64](#) (Recommended by Environmental Quality and Sewerage Services Committee 06/16/15)
2. [Approval to Execute Contract No. 150010, Anchor Construction Corp. – Resolution No. 15-65](#) (Recommended by Environmental Quality and Sewerage Services Committee 06/16/15)
3. [Approval to Execute Contract No. 140200, Flippo Construction Company, Inc. – Resolution No. 15-66](#) (Recommended by Water Quality and Water Services Committee 06/16/15)
4. [Approval of Proposed Metered Water and Sewer Service Rates, Right-of-Way, Payment-in-Lieu of Taxes Fee, Clean Rivers Impervious Surface Area Charge, and Water System Replacement Fee, Effective Fiscal Year 2016 – Resolution No. 15-67](#) (Recommended by DC Retail Water and Sewer Rates Committee 06/23/15)
5. [Approval of Proposed Amendment for the Water System Replacement Fee – Resolution No. 15-68](#) (Recommended by DC Retail Water and Sewer Rates Committee 06/23/15)
6. [Approval of Proposed District of Columbia Fire Protection Service Fee – Resolution No. 15-69](#) (Recommended by DC Retail Water and Sewer Rates Committee 06/23/15)


IX. Executive Session – To discuss legal, confidential and privileged matters pursuant to Section 2-575(b)(4) of the D.C. Official Code¹

X. Adjournment

¹ The DC Water Board of Directors may go into executive session at this meeting pursuant to the District of Columbia Open Meetings Act of 2010, if such action is approved by a majority vote of the Board members who constitute a quorum to discuss: matters prohibited from public disclosure pursuant to a court order or law under D.C. Official Code § 2-575(b)(1); contract negotiations under D.C. Official Code § 2-575(b)(1); legal, confidential or privileged matters under D.C. Official Code § 2-575(b)(4); collective bargaining negotiations under D.C. Official Code § 2-575(b)(5); facility security under D.C. Official Code § 2-575(b)(8); disciplinary matters under D.C. Official Code § 2-575(b)(9); personnel matters under D.C. Official Code § 2-575(b)(10); proprietary matters under D.C. Official Code § 2-575(b)(11); decision in an adjudication action under D.C. Official Code § 2-575(b)(13); civil or criminal matters where disclosure to the public may harm the investigation under D.C. Official Code § 2-575(b)(14), and other matters provided in the Act.

Upcoming Committee Meetings (5000 Overlook Avenue SW (Blue Plains – 4th Floor)

- Governance Committee – Wednesday, July 8, 2015 @ 9:00 a.m. (5000 Overlook Avenue, SW)
- Human Resource and Labor Relations Committee – Wednesday, July 8, 2015 @ 11:00 a.m. (5000 Overlook Avenue, SW)
- Strategic Planning Committee – Thursday, July 16th @ 8:30 a.m. (5000 Overlook Avenue SW)
- Environmental Quality and Sewerage Services Committee – Thursday, July 16th @ 9:30 a.m. (5000 Overlook Avenue, SW)
- Water Quality and Water Services Committees – Thursday, July 16th @ 11:00 a.m (via conference call)
- DC Retail Water and Sewer Rates Committee – Tuesday, July 28th @ 9:30 a.m. (5000 Overlook Avenue, SW)
- Audit Committee – Thursday, July 30th @ 9:30 a.m. (5000 Overlook Avenue SW)
- Finance and Budget Committee – Thursday, July 30th @ 11:00 a.m. (5000 Overlook Avenue SW)



**District of Columbia
Water and Sewer Authority**

Board of Directors

**Environmental Quality and Sewerage
Services Committee**

Thursday, June 18, 2015

9:30 a.m.

MEETING MINUTES

Committee Members Present

Howard Gibbs, Acting Chairperson
David Lake
James Patteson
Matthew Brown
Brenda Richardson
Elizabeth Feldt

DC Water Staff Present

George Hawkins, General Manager
Len Benson, Chief Engineer
Randy Hayman, General Counsel
Linda Manley, Secretary to the Board

I. Call to Order

Mr. Howard Gibbs, Acting Chairperson, called the meeting to order at 9:30 AM.

II. AWTP STATUS UPDATES

1. BPAWTP Performance

Mr. Walt Bailey, Assistant General Manager for Wastewater Treatment, reported that the monthly average influent flow was 285 MGD, bringing the 12-month average to 289 MGD. 1.9-inches of precipitation fell during the May reporting period. Mr. Bailey commented the new enhanced nitrogen removal facility is performing well, producing a low total nitrogen concentration of 2.7 mg/l. Overall, plant performance was excellent with 100% permit compliance.

Biosolids production was 444 wet tons per day (wtpd) with a 12-month average of 812 wtpd. The Main Process Train (MPT) with the Cambi System is running through acceptance testing that will continue for another 60 calendar days to complete all of the required tests. In early June 2015, the Combined Heat and Power (CHP) began operating with intermittent electricity generation while Pepco Energy Services tests various equipment. It is expected that by the end of June at least 2 generators will run continuously to produce approximately 8 MW of electricity. Mr. Bailey noted that reporting tools are being developed to show the amount of electricity generated from the CHP generators each month.

III. UPDATES: POTOMAC INTERCEPTOR SEWER

1. Odor Abatement Project

Ms. Liliana Maldonado, DETS Director, reported that Maryland Site 27 (Old Angler's Inn) began operating with the exhaust stack modification to increase the dispersion of the exhaust plume on May 18, 2015. The owner commented within a day a positive difference in the odor; however, at weeks end the owner stated that a faint odor had returned. The odor control facility at Site 27 has since been shutdown and alternate carbon media are being evaluated to treat the DMS odors. Ms. Maldonado noted that the project objective was primarily to treat hydrogen sulfide odors; while the selected carbon media was successful in treating the hydrogen sulfide odors, the attention is now focused on treating very low DMS concentrations as well and has warranted consideration of a different type of media.

Site 27 will pilot an alternate carbon media to treat both hydrogen sulfide and the DMS odors and confirm the treatment effectiveness of this media in reducing the odor. Based on the pilot results, a determination will be made as to whether the same carbon media will be installed at the other locations. The committee commented the Odor Abatement Project has been ongoing for a long time and a definitive resolution to the odor issues needs to be forthcoming. Ms. Maldonado responded there is a concerted effort to find a solution and noted that the odor issues are site specific, whereas one solution may work at one location but may not at another site.

The committee inquired to whether the odor control systems at the six sites are operating independent or as a system. Ms. Maldonado responded the entire system optimization and balancing will commence when all six sites are in operation.

IV. ACTION ITEM - JOINT USE

1. Contract No. 14-PR-DWT-02, Mitsubishi Chemical

Ms. DeNerika Johnson presented action item 1.

Action Item 1 is a request to execute option year 1 for the supply and delivery of methane.

ACTION ITEM – NON-JOINT USE

1. Contract No. 140130, Savin Engineers, P.C.
2. Contract No. 150010, Anchor Construction Corp

Mr. Len Benson, Chief Engineer, presented the action items 1 and 2.

Action Item 1 is a request to execute a contract to inspect and assess the condition of the sewer pipe to assist in the prioritization of sewer rehabilitation contracts.

Action Item 2 is a request to execute a construction contract to replace and repair existing building sewer laterals. Committee will recommend all action items to the full Board for action.

V. OTHER BUSINESS/EMERGING ISSUES

None

VI. EXECUTIVE SESSION


An executive session was not held.

IX. ADJOURNMENT

The meeting was adjourned at 9:50am.

Follow-up Items

None



Board of Directors

**Joint Meeting of the Environmental
Quality and Sewerage Services and
Water Quality and Water Services
Committees**

Thursday, June 18, 2015

10:30 a.m.

MEETING MINUTES

**District of Columbia
Water and Sewer Authority**

Committee Members Present

Rachna Butani, Chairperson
Howard Gibbs, Acting Chairperson
David Lake
James Patteson
Matthew Brown
Robert Mallett
Brenda Richardson
Elizabeth Feldt

DC Water Staff Present

George Hawkins, General Manager
Len Benson, Chief Engineer
Randy Hayman, General Counsel
Linda Manley, Secretary to the Board

I. Call to Order

Ms. Rachna Butani, Chairperson, called the meeting to order at 10:00am.

II. DC WATER ART

service offering is to only conduct testing, i.e., evaluation of results or recommendations based on the data will not be performed. The target market capture is 6% over the next five years. The committee asked for the basis of how the 6% was derived. Mr. Hawkins responded the 6% is what team believes could be reasonably achieved based on the existing delivery capacity (i.e., without hiring additional personnel or expanding the existing testing capability). The committee asked whether there is a bottom line estimate of the profit margin. Mr. Hawkins responded that the cost of service/pricing approach is still under consideration and that margin data will be provided to the Committee once this evaluation and analysis is completed. Mr. Hawkins further noted the financial risk is low because the capital and operating costs are already covered since this type of test is already performed at Blue Plains as part of our core business.

The committee inquired as to when the details would be developed for each of the items listed in the "Supporting Documents" slide (slide #8 in the presentation made to the committee), which references items such as the business plan, a legal sufficiency analysis, a taxability analysis, etc. Mr. Hawkins responded that enough information is already available; however, completion of the analysis and development of the required templates will require significant time and he suggested that he would work with the committee chair once the general concept is endorsed by the committee to provide regular updates on the progress made in developing fully each item on the list. Some items are likely to require executive session discussion (e.g. the Business Plan).

The committee asked if a non-compete has been considered for the employees involved in the pilot. Mr. Hawkins indicated that it hasn't thus far but that they will look into it.

The committee also asked why a conflict of interest policy would be required. Mr. Hawkins responded that there could be a potential conflict of interest if the work were to be performed for another agency but as a subcontract to an engineering firm who is also doing work or pursuing work with DC Water. The conflicts of interest policy would specifically address this scenario and state that such an engineering firm would not have any special consideration when seeking contracts with DC Water.

III. ASSET MANAGEMENT PROGRAM UPDATE

Mr. Len Benson, Chief Engineer, provided a history and context for the Asset Management Program (AMP) by summarizing the timeline of activities and milestones that have taken place since the 2012 Board retreat, when asset management optimization was first identified as a key initiative. Mr. Benson noted that at the 2012 Board retreat, the AMP was identified by the Board as the number one priority for the organization. From 2012 through 2013, Team Blue developed the AMP goals and a recommended work plan for the development of an AMP. The AMP implementation responsibility migrated to DETS in 2013, and subsequently, a publicly-advertised 3-step procurement process resulted in the selection of CH2M Hill as the program manager for the AMP. The AMP program manager has now completed the first 14 months (Phase 1) work and is now gearing up to start Phase 2 of the planned 3-phase AMP. After the Joint Committee meeting held on May 21, 2015, a number of questions from the committee were identified. This joint meeting presentation is geared to address six specific questions raised by the committee (reference the presentation for this meeting).

The committee asked as to the magnitude of costs for the 5-year AMP given that the supplemental agreement of \$10.2 million only takes the AMP through Phase 2. Mr. Benson responded the AMP has a 5-year, \$20 million dollar budget and noted that the unknown time variable is when in-house staff from the 23 departments can assume the AMP responsibilities and what level of support might be needed from the consultant during Phase 3. The committee suggested that the consultant provide an assessment to the committee as to DC Water's staff readiness for taking over the functions or implementing the AMP modules in-house as a means to forecast how much assistance from consultant might be needed during Phase 3 and for how long. Mr. Benson responded that the consultant is assessing our team's readiness on an ongoing basis and providing DC Water with this input for consideration in work planning and scoping decisions for the AMP. A report on AMP progress and staff readiness for the transition will be provided to the committee.

In reference to question #1, Mr. Benson summarized the presentation made to the Joint Committee on July 18, 2013, which showed the \$20 million AMP budget over 5 years; the approved FY2012 – FY2021 CIP budget; and the approved FY2015 – FY2024 CIP budget showing the \$20 million budget for the AMP with 3 phases anticipated over 5-years.

In reference to question #2 Mr. Benson highlighted that the book value of the physical infrastructure/assets at DC Water is approximately \$5 billion; the change management and organic growth efforts required to optimize the management of these assets and align the methodology to how the 23 departments make asset investment decisions from day to day requires time and effort. Mr. Benson noted the AMP will satisfy Blue Horizon 2020 goal #8 in addition to also contributing to goals 1, 4, 5, and 9. The committee also inquired as to whether only physical assets are under consideration. Mr. Benson replied that other assets such as IT might be considered as appropriate per prior comments provided by the committee.

In reference to question #3, Mr. Benson highlighted that the FY2012-FY2021 CIP budget; the RFQ for the AMP procurement, which referred to the AMP Development Study prepared by Team Blue; the consultant's proposal; and the Fact Sheet approved by the Board for Phase 1 of the AMP all referenced a 3-phase program.

In reference to question #4, Mr. Benson discussed that Phase 1 was designed to create the framework for world class asset management at DC Water; Phase 2 is geared at building the tools and methodologies and applying the AMP practices across all assets; and Phase 3 will fully integrate the management of DC Water assets and shift the day to day work of the AMP from the consultant to DC Water personnel. Mr. Benson turned the presentation over to Ms. Lilia Maldonado, DETS Director, to provide more details on the AMP phases.

Ms. Maldonado presented in detail the 3 phases of the AMP. Phase 1 created a risk assessment framework that reflects the size and complexity of the DC Water system. Phase 2 will focus on taking the concepts developed in Phase 1 and applying them to all the asset groups within our system working in collaboration with all 23 departments. Ms. Maldonado noted that the intent is that at the conclusion of Phase 2, DC Water will have an in-depth understanding of the assets to support data-driven decisions on a life-cycle basis (considering both capital and operations and maintenance costs as well as non-monetary benefits) Phase 3 is anticipated to enable the transition of all AMP functions, processes and application of tools from the consultant to DC Water personnel. Ms. Maldonado highlighted that Phase 1 had over 100 deliverables referencing attachment 12 for additional details. Ms. Maldonado referenced attachment 19 for the Phase 2 key deliverables and emphasized Phase 2 will integrate asset management with the process for prioritizing CIP projects and budgeting across the enterprise, allowing consideration of the merits and benefits of projects in Blue Plains, for example, as compared to water and sewer infrastructure projects or facilities projects in our system. The committee asked if the AMP could have prevented the situation where a building was permitted to be constructed over a critical linear asset. Mr. Hawkins responded the AMP is not designed to detect an oversight that allowed the building to be constructed. Ms. Maldonado added the AMP will provide data on whether 5-year inspection cycle for critical systems is adequate, too short or too long. The committee asked whether risk assessment is continuous. Ms. Maldonado responded that risk assessment will be refreshed with new data and will be continuous once all the transfer of AMP knowledge, processes and tools has been completed.

The committee asked whether war game analysis or catastrophic simulation analysis are conducted for critical assets. Mr. Hawkins responded DC Water does conduct simulated/modeled exercises with the District Government.

IV. ACTION ITEM – JOINT USE

1. Contract No. DCFA #456, CH2M Hill Engineers, PC

Mr. Benson presented Action Item 1.

Action Item 1 is a request to execute supplemental agreement for architectural and engineering services for Contract DCFA #456. The contract is for the Asset Management Program (AMP) to proceed to Phase 2 to provide support services for continued development and implementation of an Enterprise-wide asset management program. The committee asked whether the \$20 million budget included in-house costs. Mr. Benson responded in-house labor costs are accounted for as operating costs rather than capital. The committee asked about EMA's role in the contract given the percentage of the work assigned to them. Mr. Benson responded EMA is an asset management specialist and provides continuity from Team Blue efforts conducted by EMA in the 2012 and 2013 timeframe with the development of the AMP under this contract with CH2M Hill. The committee asked about the level of personnel from CH2M Hill on the AMP. Mr. Alan Ispass, CH2M Hill Program Manager for the AMP, responded there are 3 full-time onsite personnel with up to 18 as needed on-call staff for Phase 1 and approximately the same staff complement is anticipated for Phase 2.

The Committee will recommend the action item to the full Board for action.

V. OTHER BUSINESS/EMERGING ISSUES

None

VI. EXECUTIVE SESSION

An executive session was not held.

VII. ADJOURNMENT

The meeting was adjourned at 11:30am.

Follow-up Items

1. Provide a future briefing on anticipated profit margins for the DC Water ART pilot.
2. Develop progress updates to the committee for the items identified in the DC Water ART Supporting Documents slide (slide #8).
3. Provide clarification on evaluation of the merits and benefits of a non-compete provision

pertaining to the DC Water ART pilot.

4. Provide periodic reporting on the in-house transition status of the AMP.
5. Determine what, if any, additional assets (e.g. IT) might be appropriate for consideration as part of the efforts of the AMP.



DISTRICT OF COLUMBIA WATER AND SEWER AUTHORITY

**BOARD OF DIRECTORS
WATER QUALITY AND WATER SERVICES COMMITTEE**

**MEETING MINUTES
THURSDAY, JUNE 18, 2015**

Present Board Members

Rachna Butani, Chair
Howard Gibbs
Brenda Richardson (By Phone)
Matthew Brown
Robert Mallett

Present D.C. Water Staff

George Hawkins, General Manager
Randy Hayman, General Counsel
Charles Kiely, Assistant General Manager,
Customer Care and Operations
Linda R. Manley, Board Secretary

I. Call to Order

Ms. Butani called the meeting to order.

II. Water Quality Monitoring

A. Total Coliform Rule (TCR) Testing

Charles Kiely, Assistant General Manager for Customer Care and Operations, reported that for coliform testing, D.C. Water had zero positive samples for May. There was one positive a few days ago in June for total coliform and E. coli. He stated that they will do a presentation on emergency management response. The positive was at one of the TCR sites which are tested each month and reported on. It was at the EPA Headquarters. They did activate the emergency response planning mode. This was in the low pressure zone and everyone was prepared to act. Mr. Kiely said that if they had had a second positive on June 17, 2015, they would have been searching for 100,000 customers. They are still doing testing to determine whether it was a false positive and those results will not be ready for a few days. When the initial testing comes in and the bottle turns yellow, there is a total coliform hit. When they shine an ultra violet light against it and it turns a different color, then it is an indication of E. coli. At that point it is part of the rule that they have to go upstream and downstream and get a second result of testing and then get prepared in the event something goes wrong. They did find in their initial planning that parts of the EPA Headquarters building is not up to D.C. Code. Mr. Kiely stated that they will be issued a violation in the next few days. They also requested Region III to remove them as a TCR site which they agreed to do. D.C. Water will have to formally apply for removal until they bring their building up to code. He stated that they believe it was isolated to that building but they have to jump on it because it is a big event. This is the EPA Headquarters

building at 1201 Constitution. It was a bathroom sink and isolated. Everyone was notified and everyone did a tremendous job on June 17. Ms. Butani asked if this was kept confidential. Mr. Kiely said that it was not because they report the results to the EPA and they publish it on their websites.

B. Lead and Copper Rule Monitoring

Mr. Kiely reported that they have 105 samples and 3 are waiting for testing. From a compliance aspect they are done since they only needed 100 samples. He stated that they have to test everything that is actually sampled. Regardless of what happens, D.C. Water will end up at the lowest level. Currently they are at 2.4 parts per billion, which could be 2 parts per billion when they report. The absolutely worst scenario will be 3 parts per billion and that is if all 3 samples waiting for testing fail. The second draw samples, which they are not required to do, are at a low, 2 parts per billion. The reporting period will come out excellent any way and they will be on to the next reporting period.

Mr. Gibbs asked if D.C. Water was doing the bi-annual reporting. Mr. Kiely replied that EPA is ready to publish a new rule and rather than change now and then maybe have to change again, they will wait until the new rule comes out to mirror it. Mr. Hawkins stated that D.C. Water does more extensive testing because of the lead hits they had more than a decade ago. They will make one change once the new scheme comes out.

C. Fire Hydrant Update Program

Mr. Wall, Manager of Distribution, reported that out of approximately 9,400 public fire hydrants, 152 are out of service, 70 due to some defect and 82 due to another issue. Of the hydrants needing repair investigation, he will focus on the 120. Five are questionable and they are not sure if they are really hydrants because they are in the Third Street Tunnel. They do not look like the standard hydrants but look like a wall mounted hydrant or like a wet stand pipe. Mr. Wall stated that they will meet with the District Department of Transportation (DDOT) to see about the maintenance of those. Mr. Gibbs asked how the Fire Department views the hydrants. Mr. Wall said that they have not pushed to have them fixed or replaced but they do know that they are there. He does not think that they want to get rid of them. The Fire Department wants them to be operational. They are not to D.C. Water's standards and this gets very interesting. There is an air rights tunnel farther north where there are hydrants to D.C. Water's standards and that they are maintaining. When it comes to the wall mounted hydrants in the Third Street Tunnel which are further south, D.C. Water is not maintaining them. This was built as part of the tunnel and were discovered when the Fire Department inspections occurred. Mr. Walls has never known them to be operational. Mr. Walls reported that they became D.C. Water's responsibility with the private hydrant legislation because they were in a District facility—the tunnel. Mr. Kiely stated that historically DDOT maintained all of the pipes that led into the water fixtures in the tunnels. This came up in 2007 when the Fire Department went out and looked at everything in the fire hydrant system. He indicated that D.C. Water would have to have a contractor do the work and they do not know what they are even connected to. That is like the extension of the highway. They cannot go in and put cones down and shut down Interstate 395 and the Third Street Tunnel. He reported that they will meet with DDOT and come up with some resolution.

Mr. Wall stated that there is an increase in construction activity that resulted in an increase of out of service hydrants. He indicated that there is some confusion on categorization. A couple of months ago he was asked about a particular number. The current fire hydrant report was set

up for him to be able to look at and see who is responsible but it does not communicate to the Committee very clearly what is really going on. He will present next month a revised report that will indicate that certain hydrants are being replaced, these require valve replacement, to clarify how to better title the others. Construction can be a hydrant that is obstructed because of the construction project or construction activity that is going on. They have situations where there is no water on a hydrant because it is waiting to be commissioned or decommissioned. It can be confusing. Primarily the increase is due to the increase in construction.

Mr. Wall made one comment on the map. There is a big grouping green starred hydrants, this is the cleaning and lining project. The project will last over the next couple of months. They have identified target hydrants in case the Fire Department has to respond to that area.

D.C. General hydrant inspections which have been scheduled for the third time, now will be conducted on June 26. There were a lot of scheduling conflicts with the various parties there on the premise. It is not just one main that is being shut off but a lot of mains. D.C. Water does not own the system that the hydrants are connected to, so a lot of coordination is required. The coordination with the Jail, D.C. General and the different entities is moving ahead.

Mr. Kiely briefed on the action item to replace valves which is a large contract. There are some challenges because they are shutting off many, many, many blocks especially with the large transmission mains because valves do not operate. Under the contract, there are seven valves. Flippo is the selected contractor. There were four bidders.

Ms. Butani asked for objections about the contract. There being none, she indicated that it would be recommended for Board approval.

There being no other business, Ms. Butani adjourned the meeting.



**DISTRICT OF COLUMBIA
WATER AND SEWER AUTHORITY**

Board of Directors

Finance and Budget Committee

Thursday, June 25, 2015, 2015

11:00 a.m.

MEETING MINUTES

Committee Members Via (Conference- Call)

Timothy L. Firestine, Committee Chairperson
Robert Mallett
Matthew Brown,
James Patterson

DC Water Staff

Randy Hayman, Committee Chairperson
Gail Alexander-Reeves, Director, Budget
Robert Hunt, Acting CFO
Dan Bae, Director, Procurement
Meena Gowda, Principal Counsel
Tanya DeLeon, Manager, Risk
Alfonzo Kilgore-Stukes, Executive Assistant

Call to Order

Chairperson Timothy L. Firestine called the meeting to order at 11:00 a.m.

July 1 Property & Insurance Renewal

Tanya DeLeon, Risk Manager, gave an update of the Authority's insurance operational renewal. She indicated the renewal negotiations are on track and stated we anticipate a 4.7 percent increase in premium costs from the previous year. In response to Chairman Timothy Firestine's inquiry regarding the premium increase, she stated the increase drivers include increased property values related to new construction, increased payroll and the newly purchased flood coverage. Ms. DeLeon advised she will provide a more detailed report. Chairmen Firestine asked how coverage limits are set. Ms. DeLeon reported an independent annual review is conducted to ensure adequate coverage and a decision to increase the deductible to \$1 million was made several years ago.

Ms. DeLeon then provided an overview and results related to the Rolling Owner Controlled Insurance Program (ROCIP) 4 Broker/Administrator procurement. She stated that ROCIP 3 will end and ROCIP 4 will begin October 2015. She provided the following highlights regarding the program:

- Total Projects in the program - 168
- Contractors covered - 1544
- Construction value - \$476 million
- Avoided costs - \$27.9 million
- Cost savings - \$22 million

Chairman Firestine inquired if an independent ROCIP audit was ever conducted. Robert Hunt, Finance Director, who represented the Chief Financial Officer, Mark Kim, responded no and Mr. Firestine recommended an audit to be performed.

Action Items

Mr. Dan Bae, Director, Procurement gave an overview of the Goods and Service contract award process. He discussed the proposals submitted and the process used to evaluate and score each of them. In response to Chairmen Firestine question about why Wells Fargo was selected, Mr. Bae explained that it was a competitive process and Wells Fargo scored the highest. In response to Mr. Mallett's question about the services provided in the contract, Ms. DeLeon explained that the services provided for ROCIP included the following: Broker, Safety, Administrator and Claims (Management and Oversight).

Eighteen law firms responded to a Request for Proposal issued for legal services. After completion of the normal procurement selection process, seven firms were selected to provide services in three different areas, litigation, environmental law and employment law. The selected firms are McGuire Woods, LLP and Beveridge and Diamond, P.C. for environmental law. The law firms of Douglas and Boykin, PLLC; Dorsey Whitney, LLP, and Reed Smith, LLP were selected for general litigation, and Morgan Lewis, LLP and Littler Mendelson, P.C. were selected for employment law. The Committee agreed to advance the selection to the full Board for approval.

Legal Services

Mr. Randy Hayman, General Counsel requested a contract modification of \$1.1 million dollars for Beveridge and Diamond, P.C. for additional expenses up to June 30, 2015. He stated that the additional funding was needed to cover legal expenses associated with ongoing environmental matters, including those associated with the lead cases. Mr. Hayman informed the Board that they have to be notified whenever their expenditure reaches a million dollar threshold. Chairman Firestine and Mr. Mallett discussed concern about the timing of the presentment of the modification to the Committee and requested that they be informed of budget needs earlier in the process. Mr. Hayman assured the Board that OGC will do so in the future.

Follow-up Items

1. Recommended an Independent Audit to be conducted on ROCIP (**Chairman Firestine**)

Adjournment

Hearing no further business Chairman Firestine adjourned the meeting at 11:40 a.m.



MANAGER'S

015

Table of Contents

Message from the CEO/GMI

Organizational Performance Dashboardi

Financial Highlights1

 Financial Performance Summary 1

 Revenues and Operating Expenses 2

 Capital Spending..... 2

 Operating Cash and Receivables 3

 Investment Earnings..... 3

 Investment Yield..... 4

Customer Care and Operations Highlights.....5

 Customer Service 5

 Fire Hydrants..... 6

 Permit Processing..... 7

Low Income Assistance Program.....8

 SPLASH Program..... 8

 Customer Assistance Program(CAP) 8

Operational Highlights9

 Drinking Water Quality..... 9

 Waste Water Treatment 10

 Water Distribution Operations..... 11

 Water Balance 11

 Sewer System Operations 12

 Combined Sewer System..... 12

 Human Resources 13

 Electricity Usage Summary..... 14

 Electricity Usage by Service Area 14

 Safety 15

 Vendor Payments 15

Interpretation of Charts A

Color Key

Red	Did not meet Target
Yellow	Missed Target but within acceptable range
Green	Met/Exceeded Target
Gray	Budget/Target Value
<transparent>	Green/Yellow/Red based on comparison

Message from the CEO/GM

Greetings to the Board! June has been a remarkable month in many respects.

Retail Rates

The Retail Rates Committee recommended to the Board for approval the most comprehensive change to our system of rates and charges since DC Water was formed in 1996. I have described the substance of these changes in detail in previous GM reports, but do want to highlight one change from what we proposed in January. As you know, one of the most important aspects of the new system is a fixed fee for the replacement of drinking water infrastructure based on the size of the meter connection. The concept is that the larger the meter connection, the more demand a customer puts on the infrastructure that delivers the water. In short, each meter size is imposing a capacity demand on the system – which we are now focusing a fixed source of revenue to replace.

At the request of the Committee, we discovered in analyzing the consequence of this change that a particular set of residential customers were particularly hard hit. This is a small group (described by CFO Mark Kim as the “tail ends” of our customer demographic) that has a larger meter connection due to requirements for fire suppression services. Because we do not want to create a disincentive to seek fire suppression, and the added charge for a 2 inch meter is double the charge for an 1 ½ inch meter – the Committee approved a cap on the water infrastructure fee for this category at the 1 ½ meter level. To be clear, only those residential customers who have a 2 inch meter (very large for a residential connection) for fire suppression will be eligible for the cap. This change will be subject to public notice and comment, which will be complete prior to the Board’s final decision in September.

Most important is the strength of the relationship between the Board and staff. As a past member of the Retail Rates Committee – and briefly its Chair – I can attest that the Board has been interested in creating separate customer classes, differentiating in the rate structure based on a legitimate principle, increasing the fixed nature of our revenues to match the fixed nature of our costs, all while also preserving a direct incentive to conserve. I believe this rate proposal achieves all those goals – which is a wonderful example of the professional staff here delivering the substance on the conceptual goals set by the Board. I salute the Board for its strategic focus, its perseverance in focusing on these goals, and its patience as we determined a manner to deliver. I salute our professional team, led here most directly by our world-class Chief Financial Officer Mark Kim, in delivering on the promise of the strategy.

There is much more practical work to be done – led most directly by Charles Kiely and Lauren Preston – so we don’t want to count on our laurels just yet. Nonetheless, the Committee’s recommendation to the Board is still a milestone worthy of note.

Storms

June has been a remarkable month for storms already, kicking off what seems to be a challenging storm/hurricane season. We have had several storms that dumped more than 1 inch of rain on our city, and one that drenched us with almost 3 inches in 24 hours. Remarkably, while we have had sporadic reports of flooding and back-ups, we have so-far been able to avoid the catastrophic flooding that bedeviled Bloomingdale in 2012. Part of this is due to meteorological good fortune – because the rain has not seemed to target Bloomingdale time after time like it did in 2012.

Message from the CEO/GM

Part of this outcome, though, is based on our own good works. We have installed Green Infrastructure to absorb stormwater north of Bloomingdale, we have connected a re-purposed sand filter at McMillan to store stormwater in the largest storms, and we have helped citizens install backwater valves to stop sewer back-ups. In parallel, we are even better at preparing for storms – with detailed alerts, vehicle and supply locations in neighborhoods, and personnel deployed round the clock. Moreover, our customers are far better aware of the risks, and the steps they can take to minimize those risks.

DC Water ART

We reviewed at the joint meeting of the Environmental and Water Quality Committees our plan to offer our first fee-for-service effort at DC Water. Called ART – for Advancing Research and Technology – this will be service for cutting-edge research and lab services. The concept is to provide services to other municipalities, authorities and private companies for lab expertise that we have developed at the expense of our ratepayers, both retail and wholesale. Most commercial lab services do not offer treatment assessment because the cost of setting up the necessary equipment is high, and the market demand is low. However, DC Water has absorbed those costs because of our need for the lab for our own purposes to investigate ways to make Blue Plains more efficiency and effective. Having covered those costs, it is very cost effective to offer those services to others – even if the volume will be relatively low.

This is another exciting moment in the evolution of DC Water. DC Water is excellent at much of what we do in our business, and our ratepayers have invested in our capacity to perform at this high level – in personnel, training and equipment. Premised on the fundamental need to be sure we complete our own work for our own customers, DC Water is poised to realize a return on that investment by selling services to other entities. Particularly for other municipal customers, we can provide the service at a lower cost than they would otherwise pay (good for their ratepayers), and generate revenue to help defray costs here at DC Water (good for our customers). I am hopeful that ART is the first step in a comprehensive range of services that DC Water can offer to generate significant revenue to support our operations, and to reduce the pressure on our ratepayers.

I am particularly grateful for the team that developed the ART idea and the documents and procedures that go with it - which can be replicated more easily for other services. There are many folks who have played a role, including:







- The research group: Bipin Pathak, Christine DeBarbadillo, Ahmed Al-Omari, Haydee DeClippeleir and Postdoc intern Tanush Wadhawan.
- John Bosley and Saul Kinter, who worked to coordinate the effort and address policy and legal questions.
- Walt Bailey, Biju George and Sudhir Murthy who provided advice and support.
- John Madrid's team in the CFO's Office, particularly Hoa Truong.
- From Customer Service, April Bingham coordinated and Richard Paisley and Deborah Lawrence helped determine how to adapt the merchant billing procedures for the program.
- And In External Affairs, Andy Le helped determine the initial brand and Dennis Sampson did the graphic design and created the brochure for the program.

ORGANIZATIONAL PERFORMANCE DASHBOARD (MAY, 2015)

Financial Highlights

Net Operating Cash Actual 75407 Target 31280 (\$ tho)	Operating Revenues Actual 368 Target 362 (\$ mil)	Operating Expenses Actual 311 Target 344 (\$ mil)	Capital Disbursements Actual 381 Target 422 (\$ mil)
Operating Cash Balance Actual 168 Target 126 (\$ mil)	Delinquent Account Receivables Actual 2 Target 3 (%)	Core Investments Yield Actual 0.84 Target 0.56 (%)	Short Term Investment Yield Actual 0.32 Target 0.01 (%)

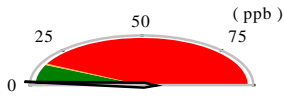
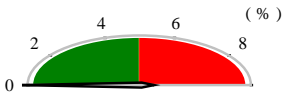
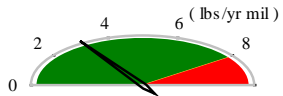
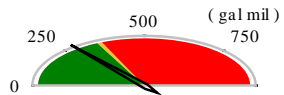
Customer Care and Operations Highlights

Call Center Performance  May 78 85 (% of calls rec)	Command Center Performance  May 93 85 (% of calls rec)	First Call Resolution  May 82 75 (% of calls rec)	Emergency Response Time  May 97 90 (% of calls rec)
Fire Hydrants out of Service  May 70 96 (count)	Fire Hydrant Insps. and Maint. 299 (count)	Fire Hydrants Replaced  May 58 250 (YTD count)	Permit Processing within SLA 95 (%)

Low Income Assistance Program

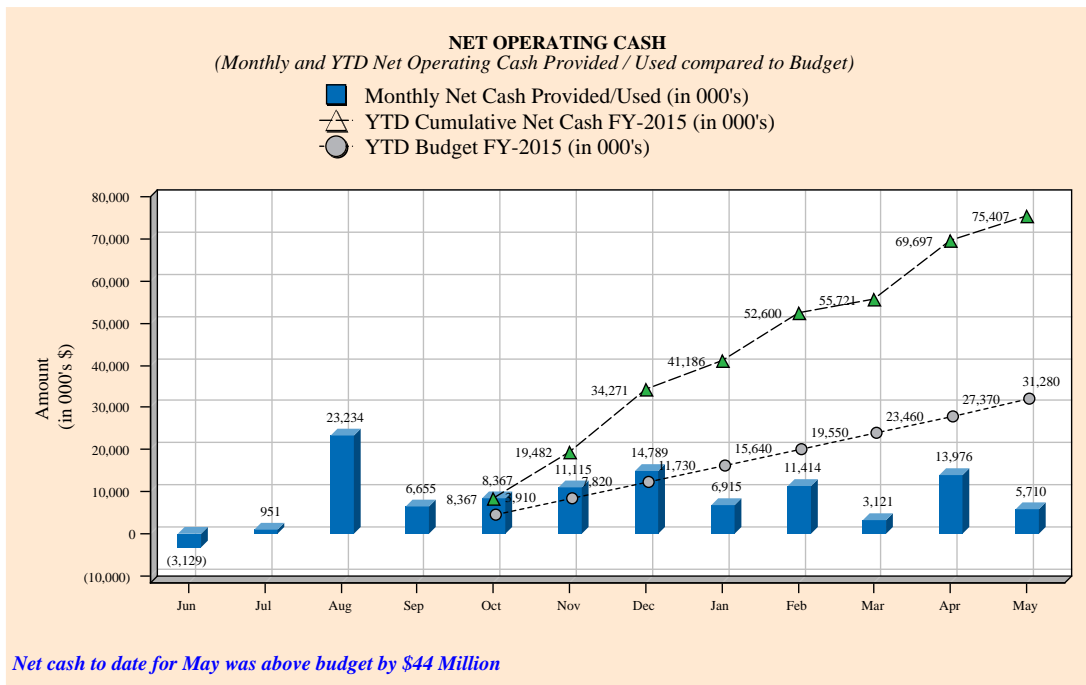
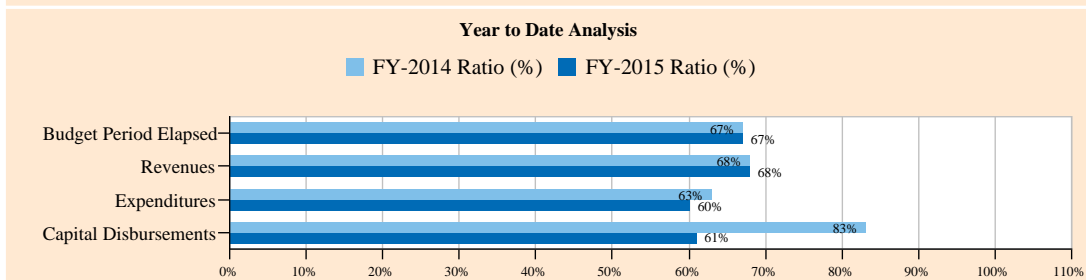
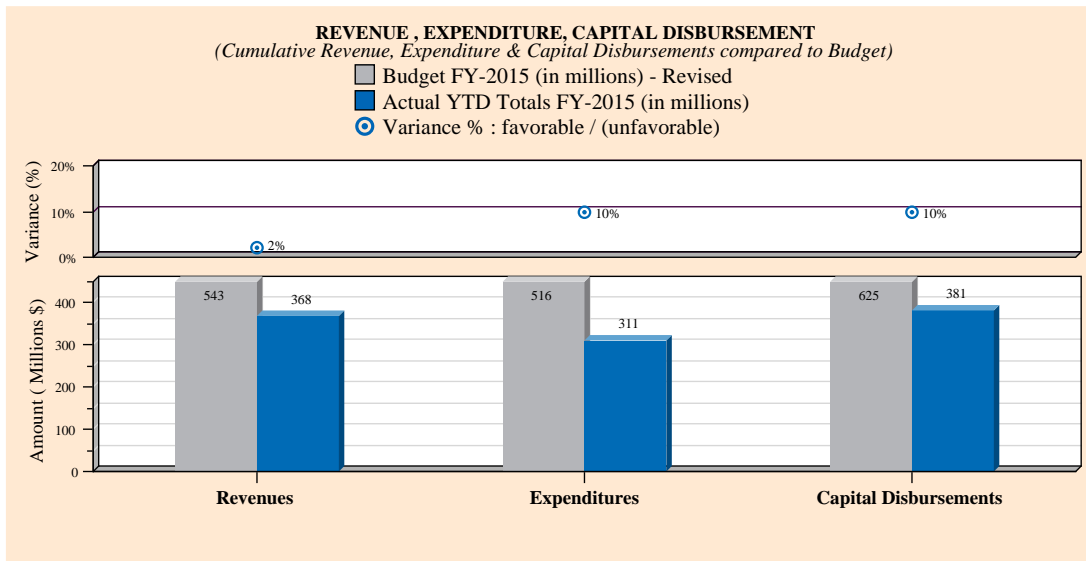
Splash Contributions Actual 76 Target 53 (\$ tho)	Customer Assistance Program Previous 158 Current 162 (\$ tho)
---	---

Operational Highlights

Lead Concentration (ppb) 	Total Coliform Rule (%) 	Biosolids Production 431 (wet tons)	Total Nitrogen (lbs/yr mil) 
Plant Effluent Flow (gal mil) 	Excess Flow 7 (gal mil)	Water Main Leaks 22 (count)	Water Valve Leaks 0 (count)
Non-Revenue Water Sold 8 Purchased 12 (CCF mil)	Sewer Main Backups 3 (count)	Sewer Lateral Backups 145 (count)	Dry Weather CSO 0 (events)
Recruitment Activity Filled 11 Open 78 (count)	Electricity Usage 20541 (MWh)	Employee Lost Time Accidents 13 (count)	Vendor Payments Actual 97 Target 97 (%)

FINANCIAL HIGHLIGHTS

FINANCIAL PERFORMANCE SUMMARY



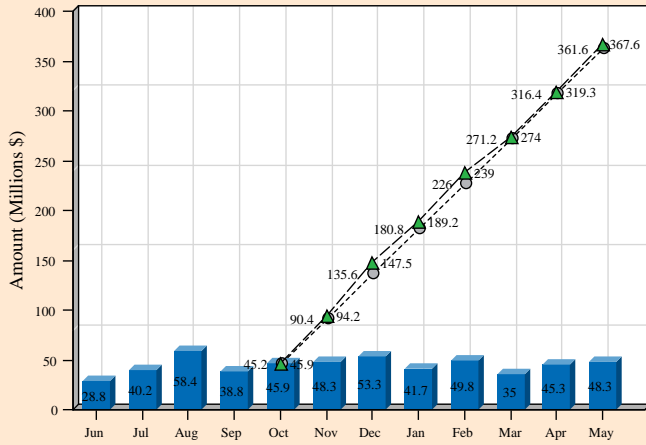
FINANCIAL HIGHLIGHTS

REVENUES AND OPERATING EXPENSES

OPERATING REVENUES

Monthly & Cumulative Revenue compared to YTD Budget

- Actual Monthly Revenue
- △ YTD Cumulative Revenue FY-2015
- YTD Cumulative Budget FY-2015

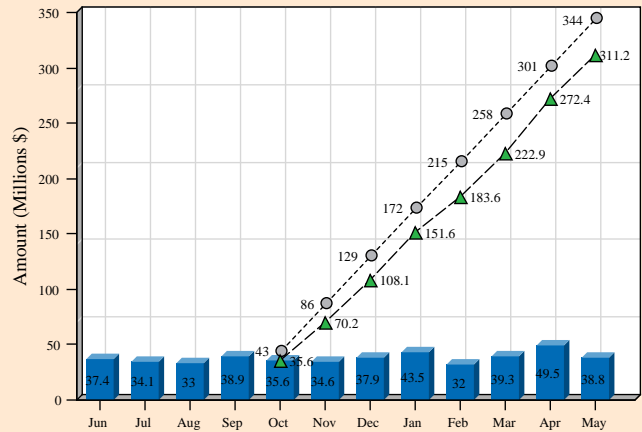


Revenue to date for May was above budget by \$6 Million

OPERATING EXPENSES

Monthly & Cumulative Expenditure compared to YTD Budget

- Actual Monthly Expenses
- △ YTD Cumulative Expenditure FY-2015
- YTD Cumulative Budget FY-2015



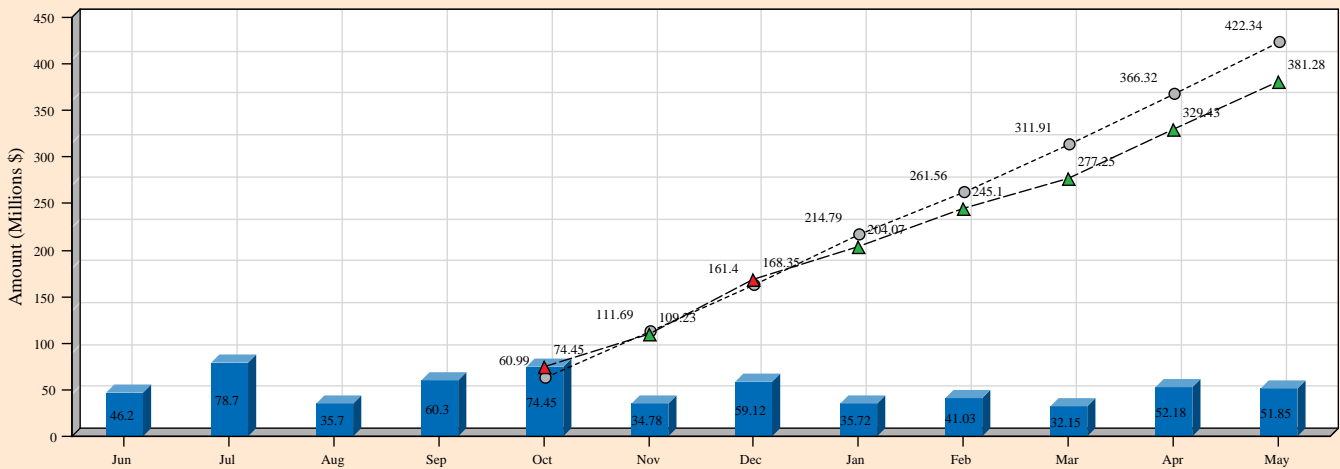
Expenditure to date for May was below budget by \$33 Million

CAPITAL SPENDING

CAPITAL DISBURSEMENTS

Monthly & Cumulative Disbursements compared to YTD Budget

- Actual Monthly Disbursements
- △ YTD Cumulative Disbursements FY-2015
- YTD Cumulative Budget FY-2015



Disbursements to date for May were below budget by \$41 Million

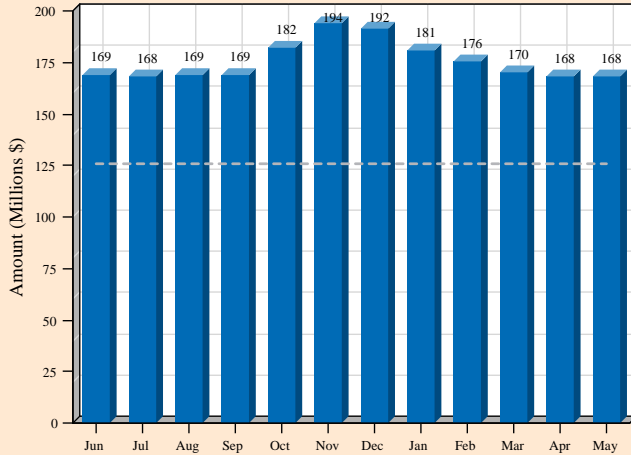
FINANCIAL HIGHLIGHTS

OPERATING CASH AND RECEIVABLES

OPERATING CASH BALANCE

Average Daily Cash Balance compared to Operating Reserve Target

- Actual Cash Balance
- - - Operating Reserve Target - (126 Million)

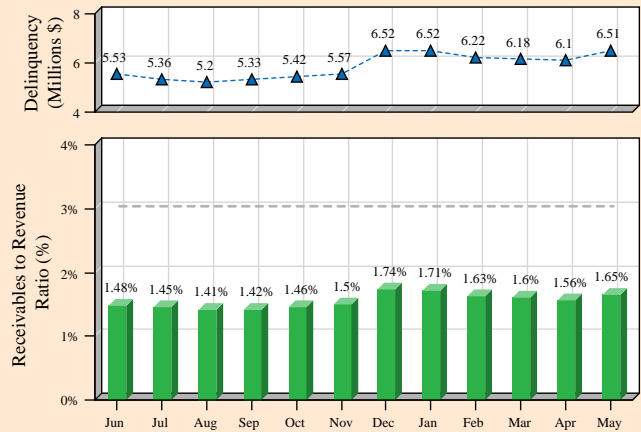


Cash Balance for May was above target by \$43 million

DELINQUENT ACCOUNT RECEIVABLES

Delinquency & Receivables to Revenue Ratio compared to Target

- Receivables to Revenue Ratio
- ▲ Delinquencies (in millions)
- - - Target: Receivables to Revenue Ratio (3%)



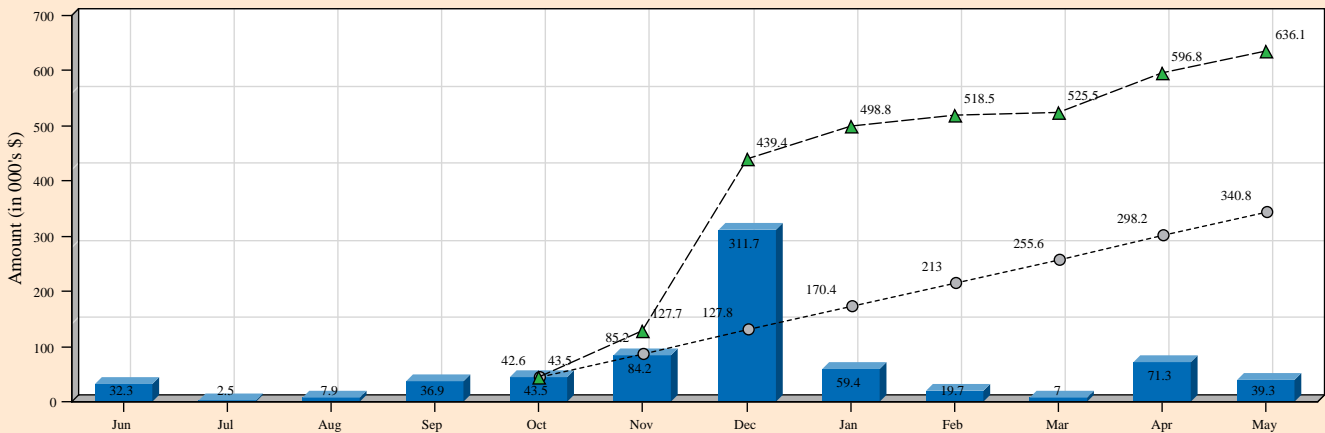
May Receivables to Revenue Ratio 1.7%, Delinquency \$6.5 Million

INVESTMENT EARNINGS

INVESTMENT CASH EARNINGS

Monthly & Cumulative Earnings compared to YTD Budget

- Monthly Earnings (in 000's)
- ▲ YTD Cumulative Earnings FY-2015 (in 000's)
- YTD Cumulative Earnings Budget FY-2015 (in 000's)



Earnings to date for May were above Projected Budget by \$295,000

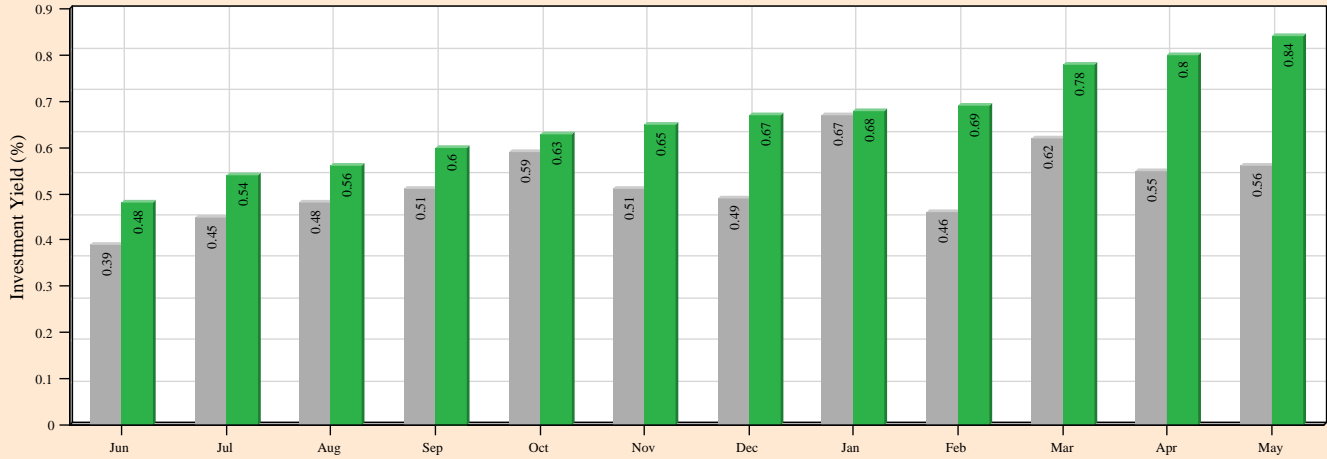
FINANCIAL HIGHLIGHTS

INVESTMENT YIELD

CORE INVESTMENTS YIELD

Monthly Yield compared to Merrill Lynch Benchmark

- Actual Monthly Yield (%)
- Merrill Lynch 1-3 Year Treasury Index - Book Value (%)

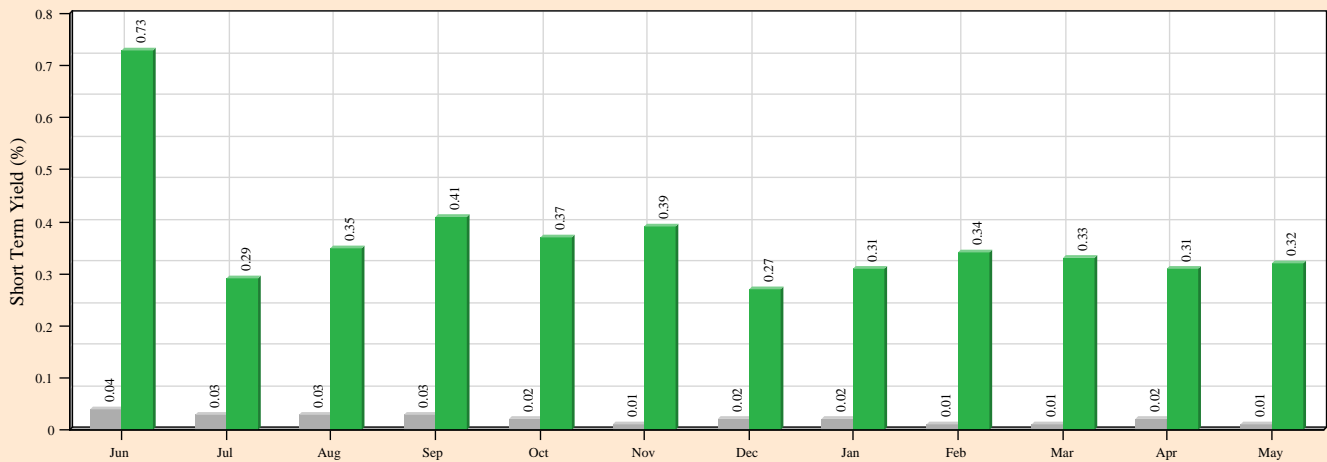


Yield for May was higher than the treasury index by 0.28%

SHORT TERM INVESTMENT YIELD

Short Term Yield compared to Merrill Lynch Benchmark

- Actual Monthly Yield (%)
- Merrill Lynch 3-Month Treasury Index - Book Value (%)



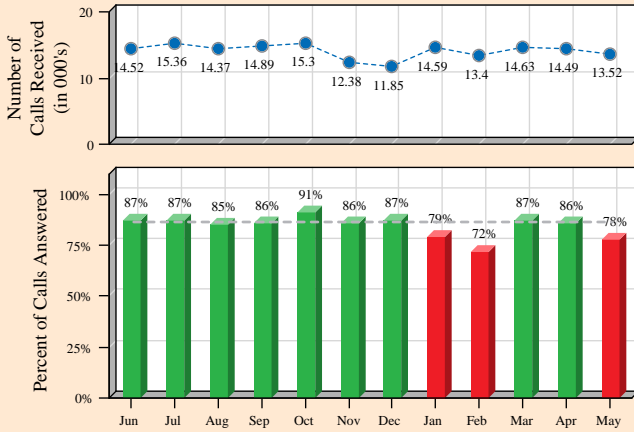
Short Term Yield for May was higher than the Merrill Lynch yield by 0.31%

CUSTOMER CARE AND OPERATIONS HIGHLIGHTS

CUSTOMER SERVICE

CALL CENTER PERFORMANCE
Calls Answered within 40 Seconds compared to Target

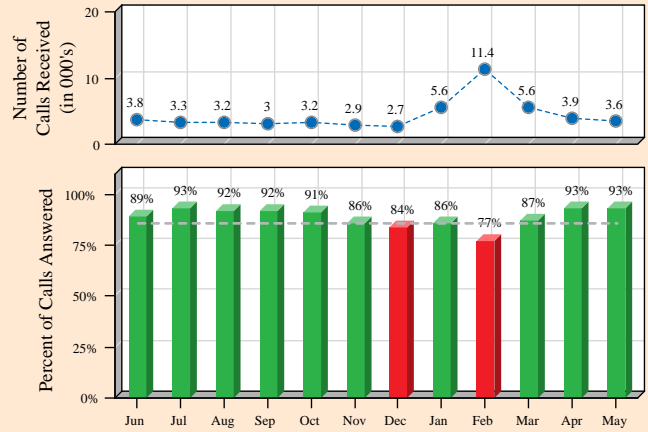
- Call Center: Calls answered (%)
- No of Calls - Call Center (in 000's)
- - - Target -Call Center (85%)



Performance for May was below target by 7%

COMMAND CENTER PERFORMANCE
Calls Answered within 40 Seconds compared to Target

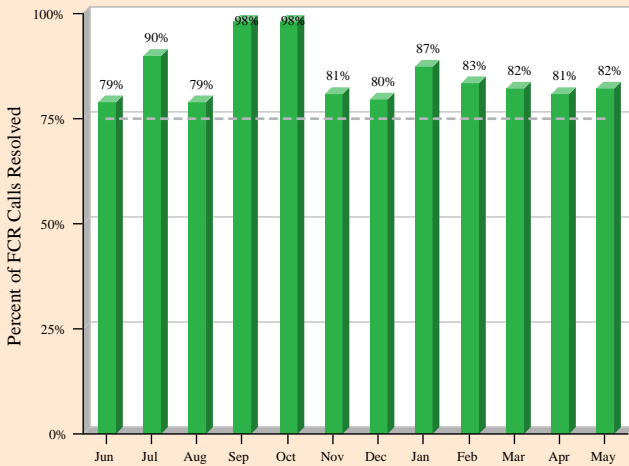
- Command Center: Calls answered (%)
- No of Calls - Command Center (in 000's)
- - - Target -Command Center (85%)



Performance for May was above target by 8%

FIRST CALL RESOLUTION (FCR)
Calls resolved on first contact compared to Target

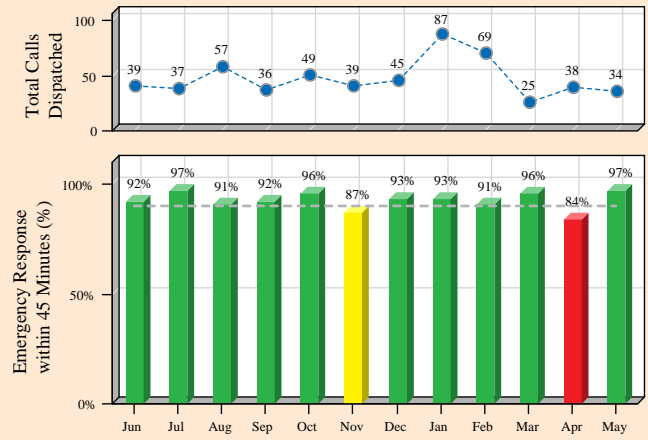
- FCR (%)
- - - FCR Target (75%)



Performance for May was above target by 7%

EMERGENCY RESPONSE TIME
Calls responded to within 45 Minutes compared to Target

- Response (%) within Target
- Total Emergency Calls Dispatched
- - - Response Target (90%)



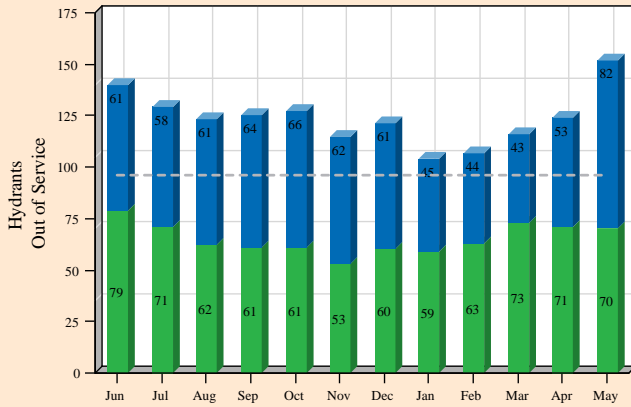
Performance for May was above target by 7%

CUSTOMER CARE AND OPERATIONS HIGHLIGHTS

FIRE HYDRANTS

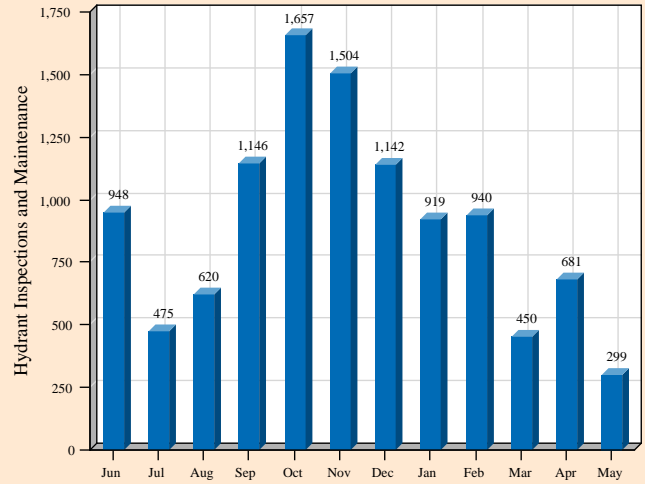
FIRE HYDRANTS OUT OF SERVICE (OOS)
Total Hydrants Out of Service against Target

- Out of Service Fire Hydrants (Defective OOS Hydrants)
- In-Operational - OOS Due to Inaccessibility or Temporary Work
- Out of Service Hydrants Target (96)



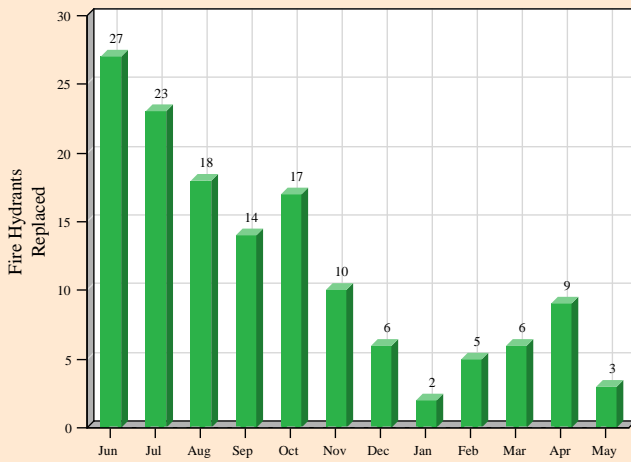
Fire Hydrant Inspections and Maintenance
Total Hydrant Inspection and Maintenance Work Orders Completed per Month

- Hydrant Inspections and Maintenance



FIRE HYDRANT REPLACEMENTS
Total Hydrants Replaced per Month

- Hydrants Replaced
- Annual Replacement Target (250)

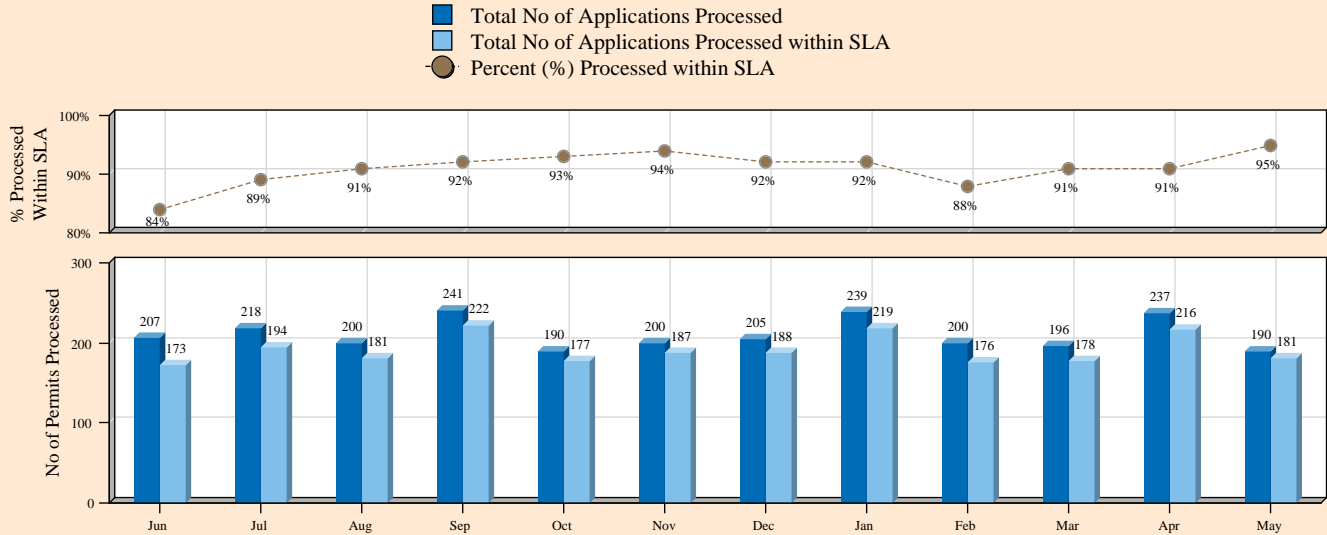


Total replacements as of May were 58 against annual projections of 250

CUSTOMER CARE AND OPERATIONS HIGHLIGHTS

PERMIT PROCESSING

TOTAL APPLICATIONS PROCESSED WITHIN SERVICE LEVEL AGREEMENT (SLA)



SLA Examples: Raze Permit - 14days, Sheeting and Shoring - 14 days, Preliminary Plan Review - 45 days

Permits not processed within SLA in May were 5% Note that different SLA's range from 7 days to 45 days

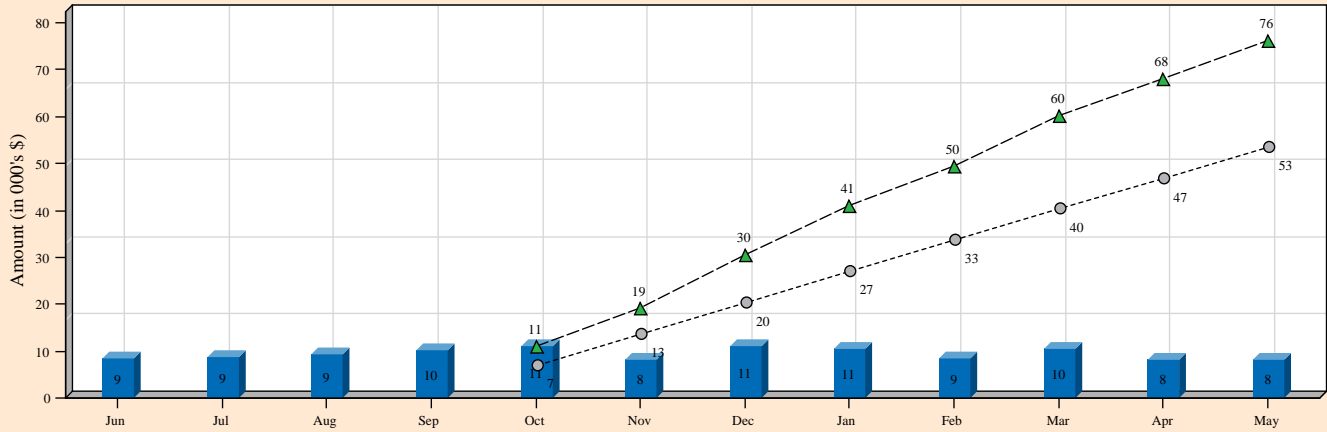
LOW INCOME ASSISTANCE PROGRAM

SPLASH PROGRAM

SPLASH CONTRIBUTIONS

Monthly and Cumulative Contributions compared to YTD Target

- Monthly Contributions (in 000's)
- △ YTD Cumulative Contributions FY-2015 (in 000's)
- Projected YTD Target FY-2015 (in 000's)



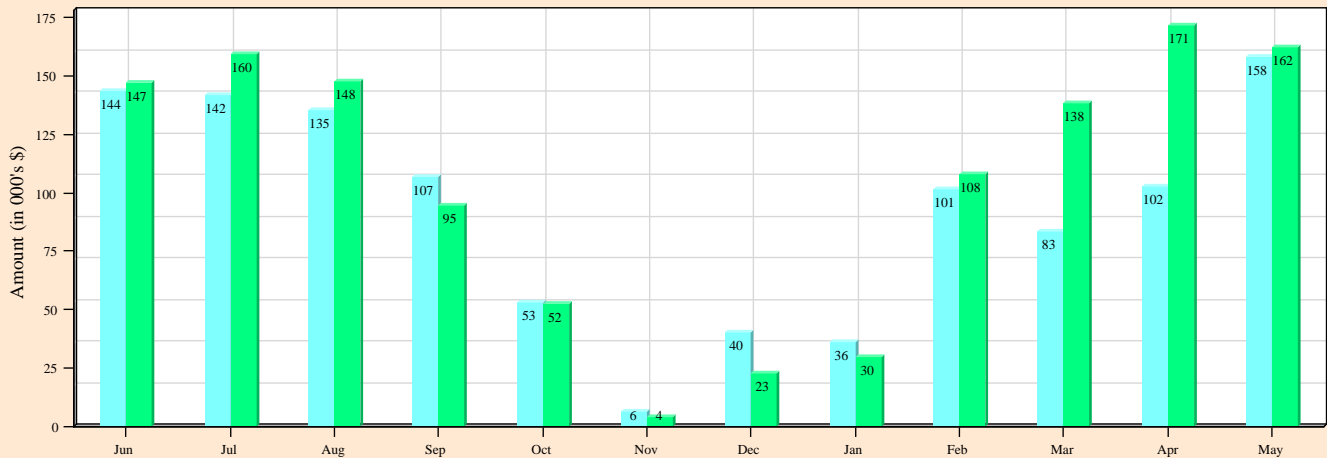
Total SPLASH Contributions to date for May were above target by \$23,000

CUSTOMER ASSISTANCE PROGRAM (CAP)

CUSTOMER ASSISTANCE PROVIDED

Monthly Assistance Provided compared to corresponding Previous Year Periods

- Actual Monthly Amount - Previous Year (in 000's)
- Actual Monthly Amount - Current Year (in 000's)

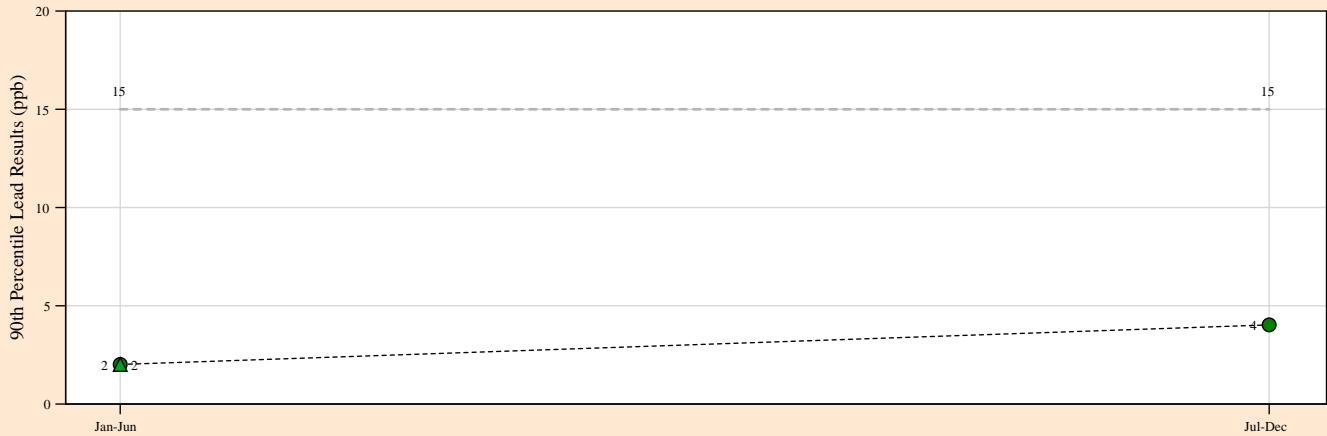


OPERATIONAL HIGHLIGHTS

DRINKING WATER QUALITY

LEAD AND COPPER RULE (LCR) COMPLIANCE
Semi-Annual LCR Monitoring Results

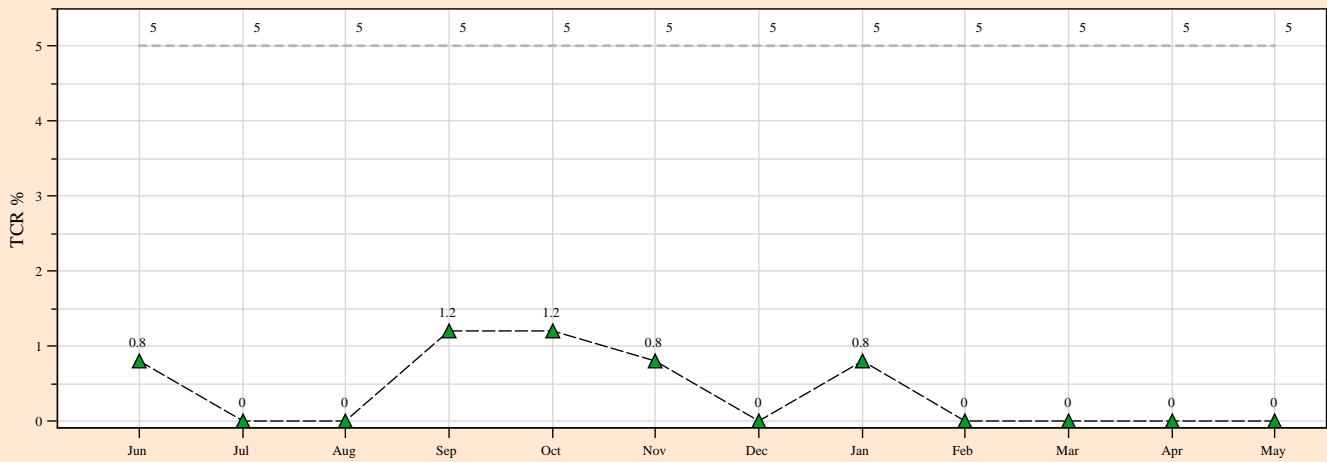
- 2014 LCR Results
- △ 2015 LCR Results
- Action Level : 15 parts per billion (ppb)



Jan-Jun 2015 results to date

TOTAL COLIFORM RULE (TCR)
Total Coliform Positives compared to EPA Maximum Contaminant Level (MCL)

- △ TCR Level
- EPA Maximum Contaminant Level (5%)



No Coliform Positives was recorded in May

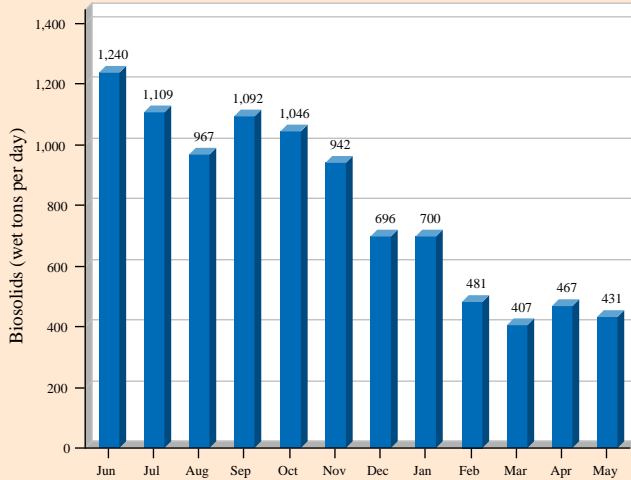
OPERATIONAL HIGHLIGHTS

WASTEWATER TREATMENT

BIOSOLIDS PRODUCTION

Average Daily Biosolids Production

■ Average Daily Biosolids Hauled

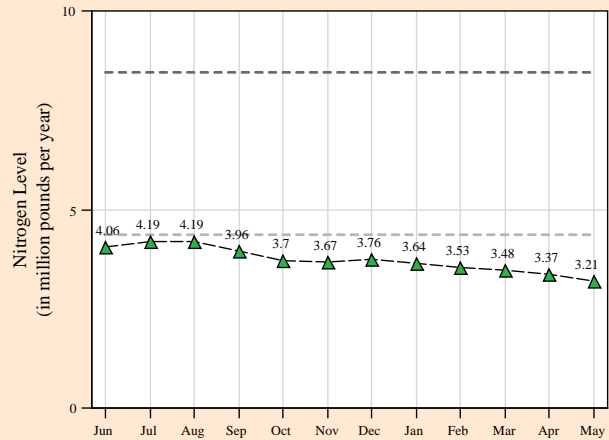


Biosolids Average Daily Production for May was 431 wet tons per day

TOTAL NITROGEN

Total Nitrogen compared to Current and 2015 Permit Levels

△ Nitrogen Rolling 12 months (lbs/yr)
 - - - Proposed Limit for 2015 - 4.38 Million (lbs/yr)
 - - - Current Permit Limit - 8.47 Million (lbs/yr)

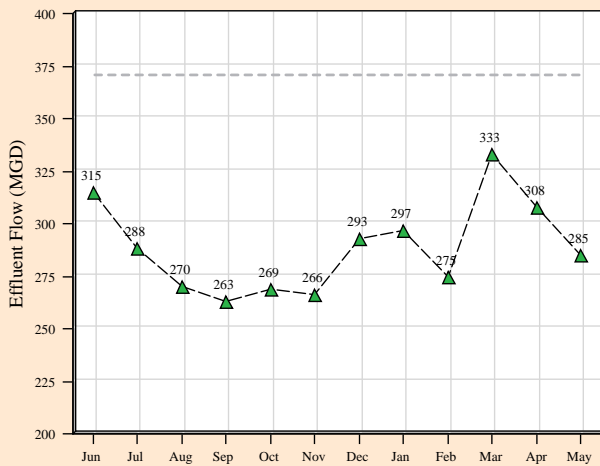


Nitrogen level for May was below permit by 5.3 million lbs/yr

PLANT EFFLUENT FLOW

Effluent Flow compared to Plant Design Average Limit

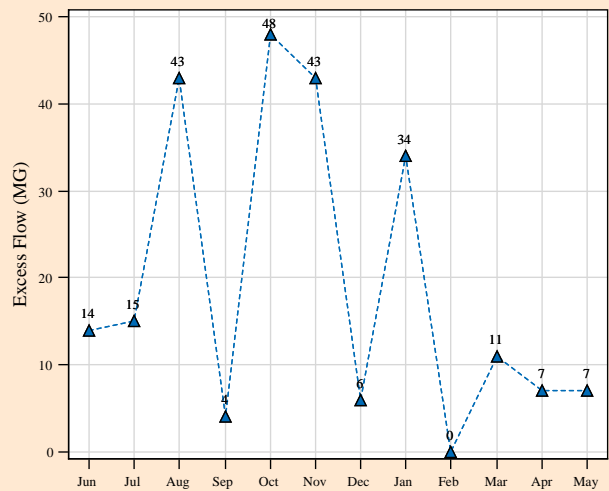
△ Effluent Flow
 - - - Design Average (370 mgd)



In May, Effluent flow was below design by 85 MGD

EXCESS FLOW

△ Excess Flow

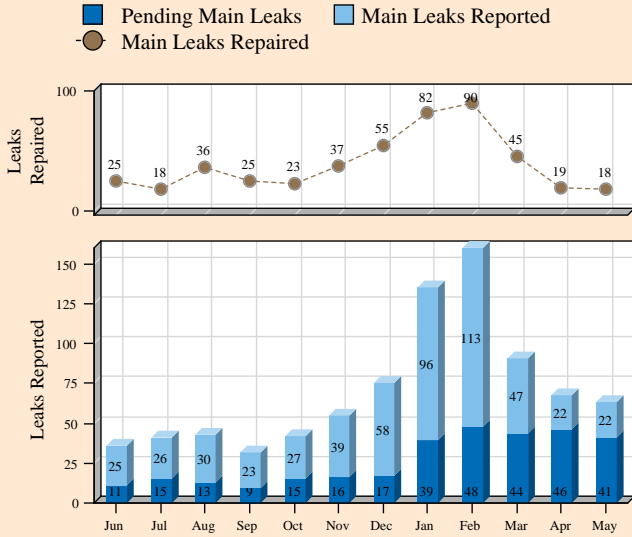


7 Million Gallons per day excess flow were recorded in May 2015

OPERATIONAL HIGHLIGHTS

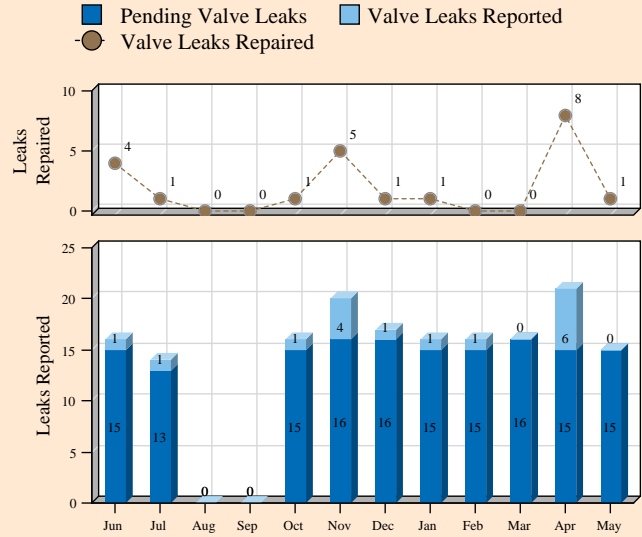
WATER DISTRIBUTION OPERATIONS

WATER MAIN LEAKS



There were 22 main leaks reported in May

WATER VALVE LEAKS



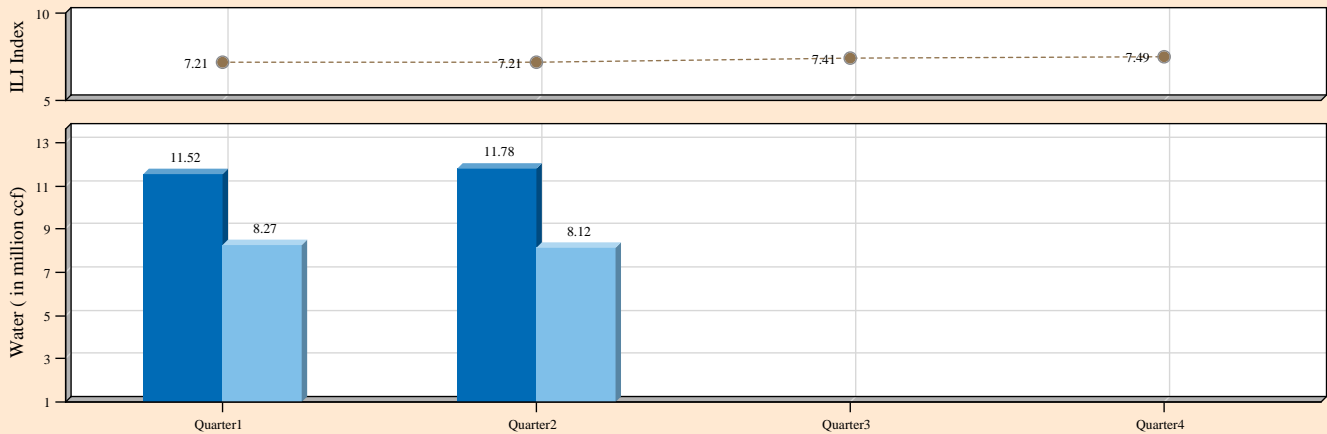
1 leak was resolved in May

WATER BALANCE

NON-REVENUE WATER

Volume of Water Purchased and Sold per Quarter

- FY-2015: Water Purchased
- FY-2015: Water Sold
- FY-2014: Infrastructure Leakage Index
- ▲ FY-2015: Infrastructure Leakage Index



In the second quarter 8.1 out of 11.8 million cubic feet of water was sold

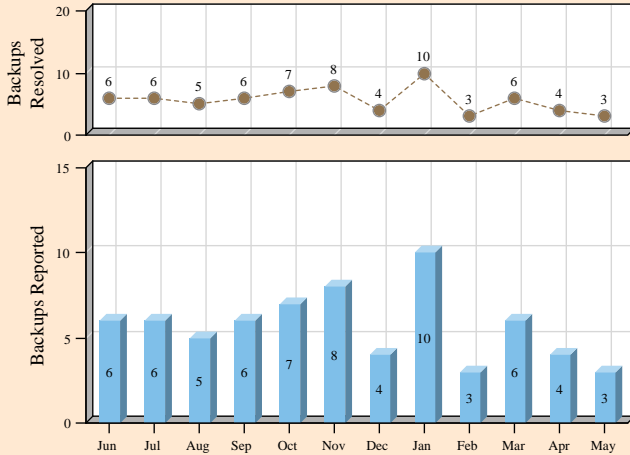
OPERATIONAL HIGHLIGHTS

SEWER SYSTEM OPERATIONS

SEWER MAIN BACKUPS

Sewer Mains Backed Up and Relieved per Month

- Pending Main Backups
- Main Backups Reported
- Main Backups Resolved

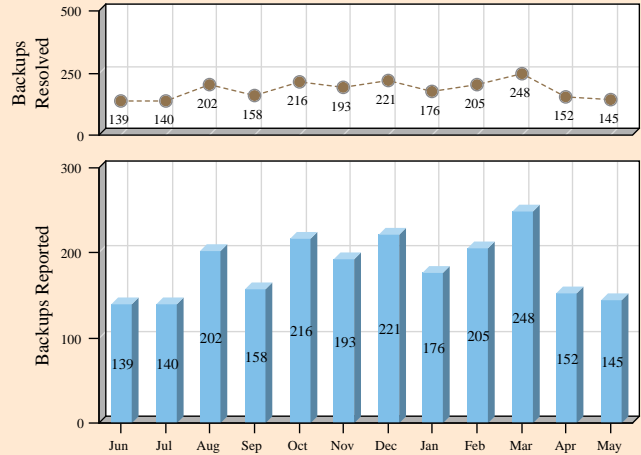


No pending main backups reported

SEWER LATERAL BACKUPS

Sewer Laterals Backed Up and Relieved per Month

- Pending Lateral Backups
- Lateral Backups Reported
- Lateral Backups Resolved



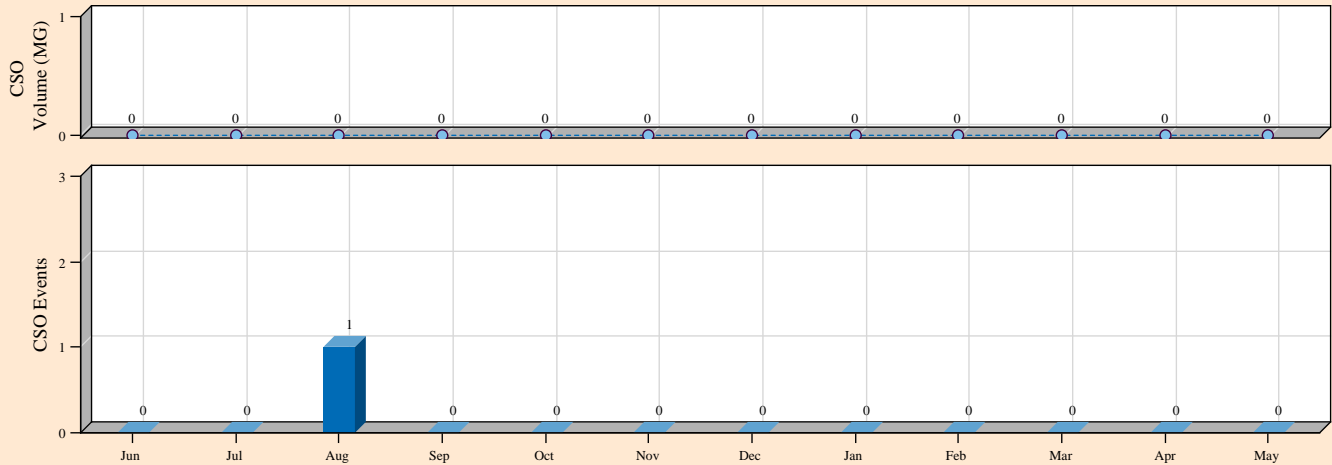
No pending lateral backups reported

COMBINED SEWER SYSTEM

DRY WEATHER CSO EVENTS

Combined Sewer Overflow Volume and No of Events per Month

- Number of CSO Events
- Overflow Volume (MG)

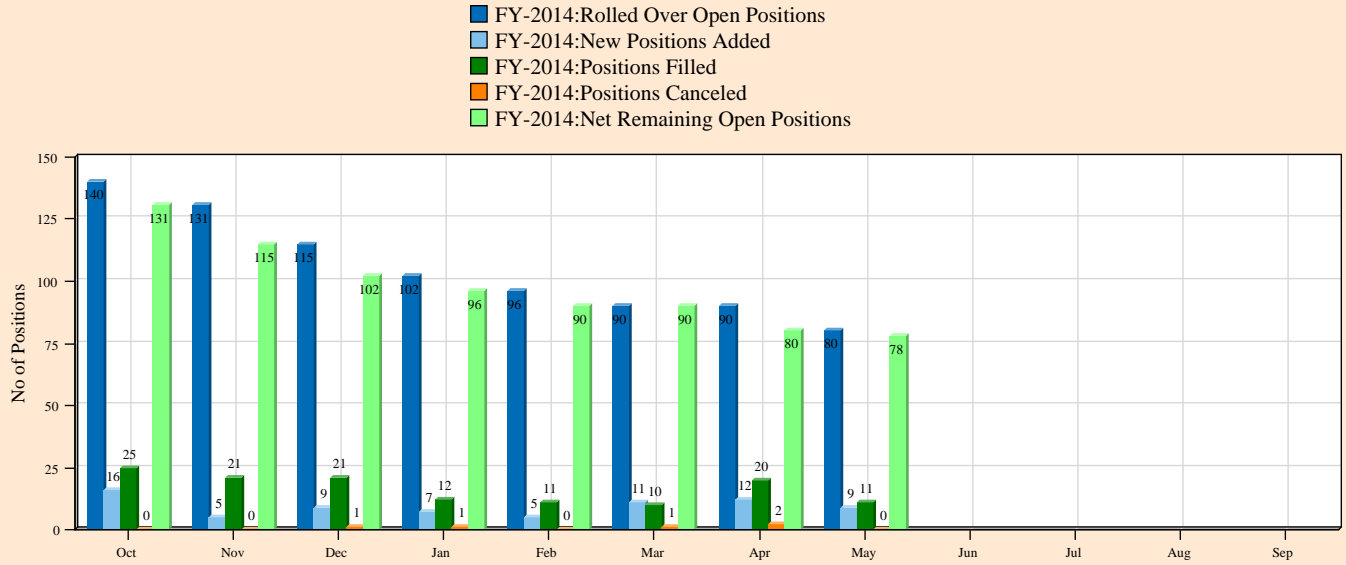


No dry weather Combined Sewer Overflow event was recorded in May 2015

OPERATIONAL HIGHLIGHTS

HUMAN RESOURCES

RECRUITMENT ACTIVITY



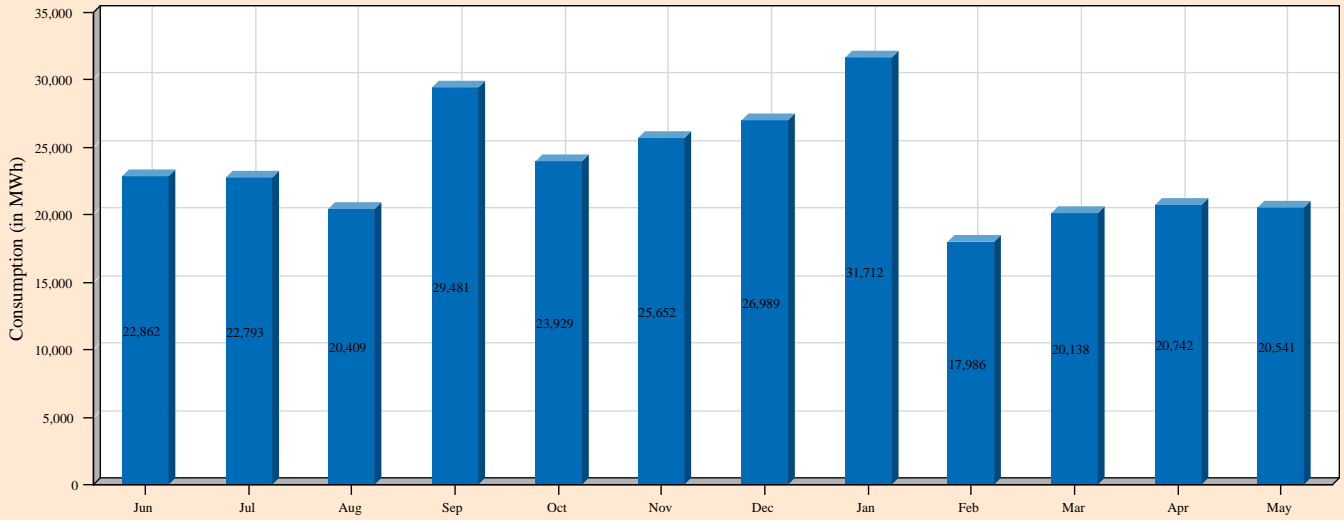
In May, we began the month with 80 positions, received 9 new positions, filled 11, No cancellations and ended the month with 78 positions

OPERATIONAL HIGHLIGHTS

ENERGY

ELECTRICITY USAGE SUMMARY

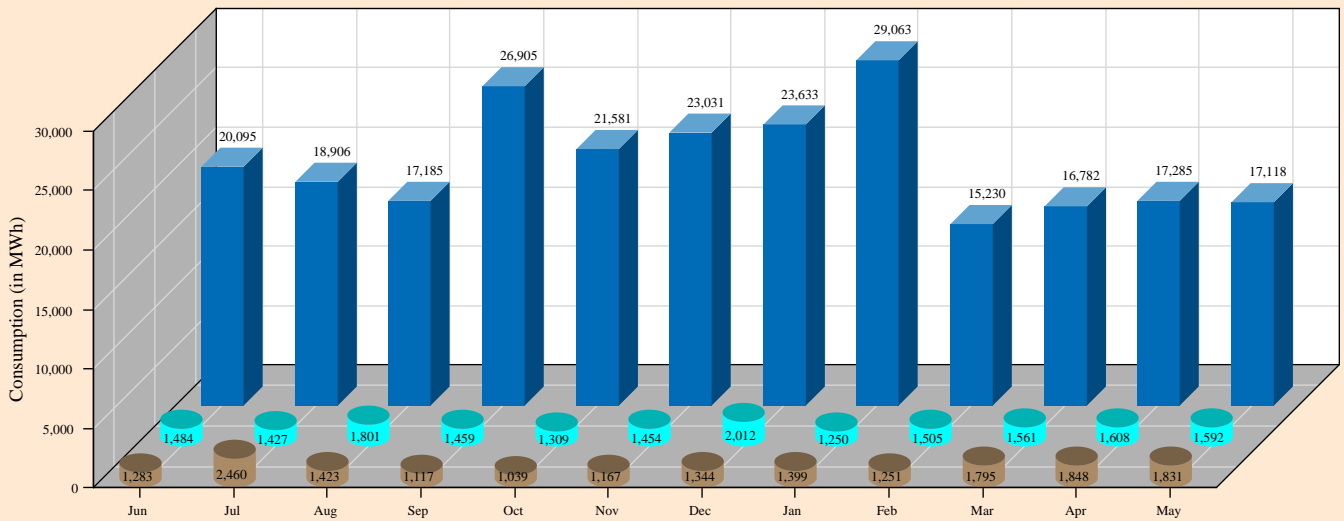
Total Consumption (MWh)



Electricity Consumption in May was 20,541 MWh

ELECTRICITY USAGE BY SERVICE AREA

Sewer Pumping Water Pumping Waste Water Treatment



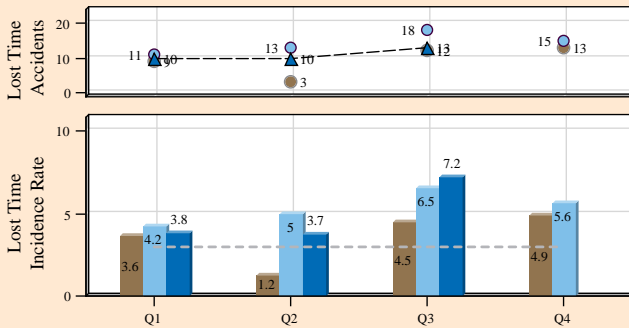
Wastewater treatment had the highest electricity consumption in May at 17,118 MWh

OPERATIONAL HIGHLIGHTS

SAFETY

EMPLOYEE LOST TIME INCIDENCE RATE

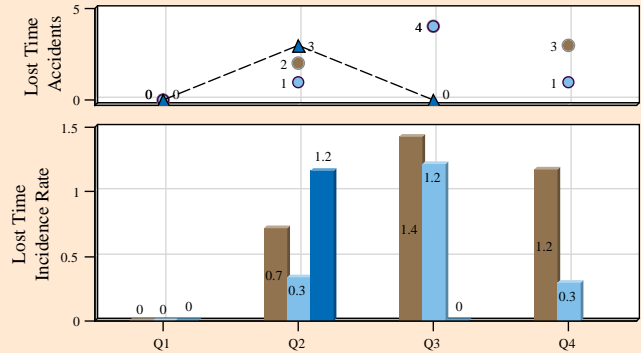
- FY-2013: LT Incidence Rate
- FY-2014: LT Incidence Rate
- FY-2015: LT Incidence Rate
- FY-2013: No of LT Accidents
- FY-2014: No of LT Accidents
- ▲ FY-2015: No of LT Accidents
- Target/National: LT Incidence Rate



Thru the 2nd Month of 3rd quarter, 13 lost time accidents were reported

CONTRACTOR LOST TIME INCIDENCE RATE

- FY-2013: LT Incidence Rate
- FY-2014: LT Incidence Rate
- FY-2015: LT Incidence Rate
- FY-2013: No of LT Accidents
- FY-2014: No of LT Accidents
- ▲ FY-2015: No of LT Accidents

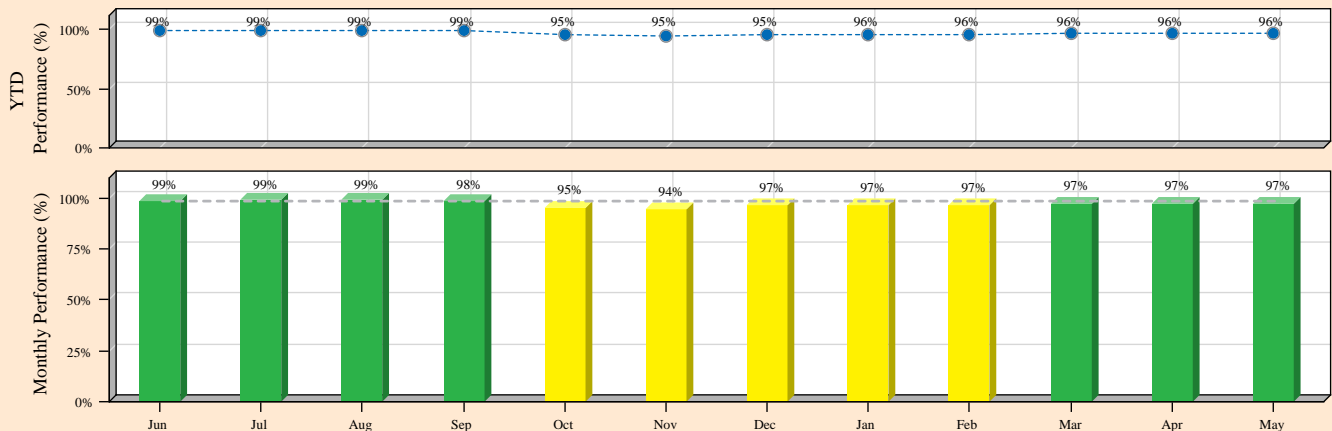


Thru the 2nd Month of 3rd quarter, No lost time accident was reported

VENDOR PAYMENTS

VENDOR PAYMENT PERFORMANCE
Percentage of Invoices Paid within 30 days

- Monthly Performance (%)
- YTD Performance (%)
- Monthly Target - (97%)



Monthly performance for May was at target

INTERPRETATION OF CHARTS:

FINANCIAL HIGHLIGHTS

Revenue, Expenditure, Capital Disbursement

- Bulls eye shows the variance for YTD budget against actual for revenues, expenditures and capital disbursements
- Bar graph shows **total** for the fiscal year budgeted(grey)-revenues, expenditures and capital disbursements against YTD actual(blue)
- Horizontal line graph shows a YTD progress analysis as compared to the previous year

Net Operating Cash

- Bar graph shows monthly net operating cash provided/used
- Line graph denoted by (Δ) compares YTD actual against budget (O). This element is dynamically color coded*

Operating Revenues

- Bar graph shows monthly operating revenues
- Line graph denoted by (Δ) compares YTD revenue against budget (O). This element is dynamically color coded*

Operating Expenses

- Bar graph shows monthly operating expenses
- Line graph denoted by (Δ) compares YTD expenditure against budget (O). This element is dynamically color coded**

Capital Disbursements

- Bar graph shows monthly capital disbursements
- Line graph denoted by (Δ) compares YTD disbursements against budget (O). This element is dynamically color coded**

Operating Cash Balance

- Bar graph shows monthly average cash balance compared to the target of \$125 million; indicated by grey dotted line

Delinquent Account Receivables

- Bar graph shows monthly Receivables to Revenue ratio against target of 3%; indicated by grey dotted line. This element is dynamically color coded**
- Line graph denoted by (Δ) shows delinquency in actual dollars

Investment Cash Earnings

- Bar graph shows monthly investment cash earnings
- Line graph denoted by (Δ) compares the YTD earnings against budget (O). This element is dynamically color coded*

Core Investments Yield

- Bar graph shows the monthly investment yield compared to the monthly target (grey) benchmark as set by the US Treasury Bill. This element is dynamically color coded*

Short Term Investment Yield

- Bar graph shows the monthly short term investment yield compared to the monthly short term target (grey) benchmark as set by the US Treasury Bill. This element is dynamically color coded*

Dynamic Color Coding Legend

*	**
<p>Red - when the actual is lower than 3% of budget or target</p> <p>Yellow - when the actual is within 3% of budget or target</p> <p>Green - when the actual is equal to or higher than budget or target</p>	<p>Red - when the actual is higher than 3% of budget or target</p> <p>Yellow - when the actual is within 3% of budget or target</p> <p>Green - when the actual is equal to or lower than budget or target</p>

Symbols where the color code applies- (Δ, □)

A

CUSTOMER CARE AND OPERATIONS HIGHLIGHTS

Call Center Performance

- Bar graph shows monthly percentage of calls answered within 40 seconds against target of 85%; indicated by grey dotted line. This element is dynamically color coded***
- Line graph denoted by (O) shows the number of calls received by the call center every month

Command Center Performance

- Bar graph shows monthly percentage of calls answered within 40 seconds against target of 85%; indicated by grey dotted line. This element is dynamically color coded***
- Line graph denoted by (O) shows the number of calls received by the command center every month

First Call Resolution (FCR)

- Bar graph shows monthly percentage of calls resolved on first contact against target of 75%; indicated by grey dotted line. This element is color dynamically coded***

Emergency Response Time

- Bar graph shows the percentage of emergency calls responded to within 45 minutes against target of 90%; indicated by grey dotted line. This element is dynamically color coded***
- Line graph denoted by (O) shows the total calls dispatched per month

Fire Hydrants Out of Service (OOS)

- Bar graph shows total hydrants not available for use against target of 91; indicated by grey dotted line. This element is dynamically color coded****
- The bar graph is stacked (blue) to show hydrants that are inaccessible. Inaccessible hydrants are not measured against the target of 91

Fire Hydrant Inspections and Maintenance

- Bar graph shows the total number of fire hydrants repaired per month

Fire Hydrant Replacements

- Bar graph shows the total number of hydrants replaced per month against target of 21; indicated by grey dotted line. This element is dynamically color coded***

Total Applications Processed within Service Level Agreement (SLA)

- Bar graph shows
 - the number of permits processed per month(dark blue)
 - the number of permits processed within SLA per month(light blue)
- Line graph denoted by (O) shows the percentage of permits processed vs. processed within SLA

Dynamic Color Coding Legend

***	****
Red- when the actual is lower than 5% of budget or target Yellow- when the actual is within 5% of budget or target Green- when the actual is equal to or higher than budget or target	Red- when the actual is higher than 5% of budget or target Yellow- when the actual is within 5% of budget or target Green- when the actual is equal to or lower than budget or target

Symbols where the color code applies- (Δ, □)

LOW INCOME ASSISTANCE PROGRAM

SPLASH Contributions

- Bar graph shows monthly SPLASH contributions
- Line graph denoted by (Δ) shows the YTD contributions against target (O). This element is color coded***

Customer Assistance Program (CAP)

- Bar graph shows monthly CAP assistance
- Line graph denoted by (Δ) shows the YTD contributions against budget (O). This element is color coded***

OPERATIONAL HIGHLIGHTS

Lead and Copper Rule (LCR) Compliance

- Line graph denoted by (Δ, O) shows semi-annual LCR monitoring results against target of 15ppb; indicated by grey dotted line. This element is color coded****

Total Coliform Rule (TCR)

- Line graph denoted by (Δ) shows total coliform positives against the EPA maximum contaminant level of 5%. This element is color coded****

Biosolids Production

- Bar graph shows monthly average daily biosolids production

Total Nitrogen

- Line graph denoted by (Δ) shows monthly total nitrogen level against the current permit (dark grey) and 2015 permit (light grey) levels. This element is color coded****

Plant Effluent Flow

- Line graph denoted by (Δ) shows monthly influent flow against the plant design average limit of 370MGD. This element is color coded****

Excess Flow

- Line graph denoted by (Δ) shows monthly excess flow

Water Main Leaks

- Bar graph shows the water main leaks reported
- The bar graph is stacked(dark blue) to show the pending leaks carried over from the previous month if any; bar graph(light blue) shows new water main leaks reported for the given month
- Line graph denoted by (O) shows the number of main leaks repaired per month

Water Valve Leaks

- Bar graph shows the water valve leaks reported
- The bar graph is stacked(dark blue) to show the pending leaks carried over from the previous month if any; bar graph(light blue) shows new water valve leaks reported for the given month
- Line graph denoted by (O) shows the number of valve leaks repaired per month

Dynamic Color Coding Legend

***	****
Red- when the actual is lower than 5% of budget or target Yellow- when the actual is within 5% of budget or target Green- when the actual is equal to or higher than budget or target	Red- when the actual is higher than 5% of budget or target Yellow- when the actual is within 5% of budget or target Green- when the actual is equal to or lower than budget or target

Symbols where the color code applies- (Δ, □)

Non Revenue Water

- Bar graph shows the volume of water purchased(dark blue) and water sold(light blue) per quarter
- Line graph denoted by (Δ, O) shows the Infrastructure Leakage Index(ILI) for the current and previous year

Sewer Main Backups

- Bar graph shows the sewer main backups reported
- The bar graph is stacked(dark blue) to show the pending backups carried over from the previous month if any; bar graph(light blue) shows new sewer main backups reported for the given month
- Line graph denoted by (O) shows the number of main backups resolved per month

Sewer Lateral Backups

- Bar graph shows the sewer lateral backups reported
- The bar graph is stacked(dark blue) to show the pending backups carried over from the previous month if any; bar graph(light blue) shows new sewer laterals backups reported for the given month
- Line graph denoted by (O) shows the number of lateral backups resolved per month

Combined Sewer dry weather Overflow (CSO) Events

- Bar graph shows dry weather CSO events per month
- Line graph denoted by (O) shows the volume in Million Gallons(MG) per dry weather CSO event

Open Positions

- Bar graph (dark blue) shows open positions carried over from the previous month.
- Bar graph (light blue) shows new positions added in the given month.
- Bar graph (olive green) shows positions filled in the given month.
- Bar graph (orange) shows positions cancelled in the given month.
- Bar graph (light green) shows net remaining open positions at the end of the given month.

Electricity Usage Summary

- Bar graph shows total electricity consumption per month

Electricity Usage by Service Area

- Shows a monthly breakdown by service area of electricity usage
- Dark blue shows for Waste Water Treatment Service Area
- Light blue shows Water Pumping Service Area
- Brown shows Sewer Pumping Service Area

Employee Lost Time Incidence Rate

- Bar graph shows quarterly Employee Lost Time (LT) incidence rate as compared to the National average LT rate of 2.0; indicated by grey dotted line. Light blue represents the previous year, brown represents the year before previous and dark blue the current fiscal year.
- Scatter graph denoted by (Δ, O) shows the number of Lost Time accidents and comparison is also made between the current year and the previous years.

Contractor Lost Time Incidence Rate

- Bar graph shows quarterly Contractor Lost Time (LT) incidence rate. Light blue represents the previous year, brown represents the year before previous and dark blue the current fiscal year.
- Scatter graph denoted by (Δ, O) shows the number of Lost Time accidents and comparison is also made between the current year and the previous years.

Dynamic Color Coding Legend

***	****
<p>Red- when the actual is lower than 5% of budget or target</p> <p>Yellow- when the actual is within 5% of budget or target</p> <p>Green- when the actual is equal to or higher than budget or target</p>	<p>Red- when the actual is higher than 5% of budget or target</p> <p>Yellow- when the actual is within 5% of budget or target</p> <p>Green- when the actual is equal to or lower than budget or target</p>

Symbols where the color code applies- (Δ, □)

Vendor Payment Performance

- Bar graph shows monthly Vendor Payment Performance percentage against monthly target of 97%; indicated by grey dotted line. This element is dynamically color coded**
- Line graph denoted by (O) shows the YTD vendor payment performance %.

Dynamic Color Coding Legend

***	****
<p>Red- when the actual is lower than 5% of budget or target</p> <p>Yellow- when the actual is within 5% of budget or target</p> <p>Green- when the actual is equal to or higher than budget or target</p>	<p>Red- when the actual is higher than 5% of budget or target</p> <p>Yellow- when the actual is within 5% of budget or target</p> <p>Green- when the actual is equal to or lower than budget or target</p>

Symbols where the color code applies- (Δ, □)

E

Presented and Adopted: July 2, 2015

SUBJECT: Approval to Execute Option Year One of Contract No. 14-PR-DWT-02, Mitsubishi International Corporation

**#15-53
RESOLUTION
OF THE
BOARD OF DIRECTORS
OF THE
D.C. WATER AND SEWER AUTHORITY**

The Board of Directors ("Board") of the District of Columbia Water and Sewer Authority ("the Authority") at its meeting on July 2, 2015, upon consideration of a joint use matter, decided by a vote of ___() in favor and ___() opposed to execute Option Year One of Contract No. 14-PR-DWT-02, Mitsubishi International Corporation.

Be it resolved that:

The Board of Directors hereby authorizes the General Manager to execute Option Year One of Contract No. 14-PR-DWT-02, Mitsubishi International Corporation. The purpose of the option is to continue providing methanol to the Blue Plains Advanced Wastewater Treatment Plant. The option amount is \$11,650,000.

This Resolution is effective immediately.

Secretary to the Board of Directors

**DISTRICT OF COLUMBIA WATER AND SEWER AUTHORITY
BOARD OF DIRECTORS CONTRACTOR FACT SHEET**

ACTION REQUESTED

**GOODS AND SERVICES CONTRACT OPTION YEAR :
SUPPLY AND DELIVERY OF METHANOL
(Joint Use)**

Approval to execute option year one (1) in the contract for the supply and delivery of methanol in the amount of \$11,650,000.00.

CONTRACTOR/SUB/VENDOR INFORMATION

PRIME: Mitsubishi International Corporation 655 Third Avenue New York, NY 10017	SUBS: Scholfield Transportation, Inc. 1045 East Hazelwood Ave. Rahway, NJ 07065	PARTICIPATION: N/A
---	---	------------------------------

DESCRIPTION AND PURPOSE

Original Contract Value:	\$11,585,000.00
Original Contract Dates:	08-07-2014—08-06-2015
No. of Option Years in Contract:	2
Option Year (1) Value:	\$11,650,000.00
Option Year (1) Dates:	08-07-2015—08-06-2016
Estimated Quantity	48,000,000 pounds per year
Increase from base year	0 %*

Purpose of the Contract:

This contract will provide methanol to the Blue Plains Advanced Wastewater Treatment Plant.

Contract Scope:

This contract will supply and deliver methanol to ensure compliance with Environmental Protection Agency regulations and National Pollutant Discharge Elimination permit requirements.

Spending Previous Year:

Cumulative Contract Value:	08-07-2014 to 08-06-2015—\$11,585,000.00
Cumulative Contract Spending:	08-07-2014 to 06-10-2015—\$7,364,829.00

Contractor's Past Performance:

The contractor's past performance has been satisfactory.

*Note: The percentage (%) discount from the IHS net contract price per month + transportation costs remains the same as the base year at 12.25% discount + \$0.0339/lb transportation cost.

PROCUREMENT INFORMATION

Contract Type:	Dynamic Pricing	Award Based On:	Lowest responsive and responsible bidder
Commodity:	Methanol	Contract Number:	14-PR-DWT-02
Contractor Market:	Open Market with Preference Points for LSBE/LBE participation		

BUDGET INFORMATION


Funding:	Operating	Department:	Wastewater Treatment - Operations
Service Area:	Blue Plains AWTP	Department Head:	Aklile Tesfaye

ESTIMATED USER SHARE INFORMATION

User	Share %	Dollar Amount
District of Columbia	41.63%	\$4,849,895.00
Washington Suburban Sanitary Commission	42.96%	\$5,004,840.00
Fairfax County	10.57%	\$1,231,405.00
Loudoun County	4.25%	\$495,125.00
Potomac Interceptor	0.59%	\$68,735.00
TOTAL ESTIMATED DOLLAR AMOUNT		\$11,650,000.00


 Dan Bae
 Director of Procurement
 Date 6/10/15


 Gail Alexander Reeves
 Director of Budget
 Date 6/10/15


 Walter F. Bailey
 AGM
 Blue Plains
 Date 6/11/15


 George S. Hawkins
 General Manager
 Date 6/30/15

Presented and Adopted: July 2, 2015

**SUBJECT: Approval to Execute a Supplemental Agreement for
Contract No. DCFA #456-WSA, CH2M Hill Engineers, PC**

**#15-54
RESOLUTION
OF THE
BOARD OF DIRECTORS
OF THE
D.C. WATER AND SEWER AUTHORITY**

The Board of Directors ("Board") of the District of Columbia Water and Sewer Authority ("the Authority") at its meeting on July 2, 2015, upon consideration of a joint use matter, decided by a vote of ___() in favor and ___() opposed to execute a Supplemental Agreement for Contract No. DCFA #456-WSA, CH2M Hill Engineers, PC.

Be it resolved that:

The Board of Directors hereby authorizes the General Manager to execute a Supplemental Agreement for Contract No. DCFA #456-WSA, CH2M Hill Engineers, PC. The purpose of the supplemental agreement is to provide support services for an enterprise-wide asset management program. The supplemental agreement amount is not-to-exceed \$10,200,000.

This Resolution is effective immediately.

Secretary to the Board of Directors

**DISTRICT OF COLUMBIA WATER AND SEWER AUTHORITY
BOARD OF DIRECTORS CONTRACTOR FACT SHEET**

ACTION REQUESTED

ENGINEERING SERVICES SUPPLEMENTAL AGREEMENT:

**Asset Management Program
(Joint Use)**

Approval to execute a Supplemental Agreement for architectural and engineering services contract not-to-exceed \$10,200,000.

CONTRACTOR/SUB/VENDOR INFORMATION

PRIME:	SUBS:	PARTICIPATION:
CH2M Engineers, PC 901 New York Ave, NW Suite 4000 East Washington, DC 20001	EMA, Inc. St. Paul, MN	18.0%
	Sheladia Associates, Inc. Rockville, MD	10.3%
	EBA Engineering, Inc. Baltimore, MD	10.0%
	ADC Management Solutions Washington, DC	4.6%
	Peer Consultants, PC Washington, DC	3.1%
	Passaro Engineering Mount Airy, MD	4.0%

DESCRIPTION AND PURPOSE

Original Contract Value, Not to Exceed:	\$ 5,400,000.00
Value of this Supplemental Agreement:	\$10,200,000.00
Cumulative SA Value, including this SA:	\$10,200,000.00
Current Contract Value, Not-To-Exceed, including this SA:	\$15,600,000.00
Original Contract Time	439 Days (1 Year, 3 Months)
Time Extension, this SA:	744 Days
Total SA Time Extension:	744 Days (2 Years, 0.5 Months)
Contract Start Date:	04-04-2014
Contract Completion Date:	06-30-2017

Purpose of the Contract:

To provide support services for an enterprise-wide asset management program

Original Contract Scope:

- Services to be provided include Asset Management Program Development and Guidance, Technology and Data Management, Asset Lifecycle Management, and Investment Plan Delivery. It is anticipated that full program delivery will occur over a 5-year period.

Current Supplemental Agreement Scope:

- The Supplemental Agreement constitutes the second phase of the Asset Management Program plan and provides services to validate/modify current asset management framework, systems, and structure. Support services for ongoing asset management initiatives will be provided, as well as implementation of new asset management initiatives across the enterprise including integration of mobile solutions and GIS requirements.

Future Supplemental Agreement Scope:

- Future Supplemental Agreements(s) are anticipated, subject to satisfactory review of the consultant's performance.

PROCUREMENT INFORMATION

Contract Type:	Cost plus Fixed Fee	Award Based On:	Highest Ranking Score
Commodity:	Engineering Design Services	Contract Number:	DCFA #456-WSA
Contractor Market:	Open Market		

BUDGET INFORMATION

Funding:	Capital	Department:	Engineering and Technical Services
Service Area:	Water, Sewer, and Wastewater Treatment	Department Head:	Liliana Maldonado
Project:	LP, LR, and LQ		

ESTIMATED USER SHARE INFORMATION

For Wastewater Only

User	Share %	Dollar Amount
District of Columbia	41.22%	\$ 2,250,612.00
Washington Suburban Sanitary Commission	45.84%	\$ 2,502,864.00
Fairfax County	8.38%	\$ 457,548.00
Loudoun County & Potomac Interceptor	4.56%	\$ 248,976.00
Total Estimated Dollar Amount	100.00%	\$ 5,460,000.00


For Water and Sewer Only

User	Share %	Dollar Amount
District of Columbia	100.00%	\$ 4,740,000.00
Washington Suburban Sanitary Commission	0.00%	\$ 0.00
Fairfax County	0.00%	\$ 0.00
Loudoun County & Potomac Interceptor	0.00%	\$ 0.00
Total Estimated Dollar Amount	100.00%	\$ 4,740,000.00

Combined*

User	Share %	Dollar Amount
District of Columbia	68.54%	\$6,990,612.00
Washington Suburban Sanitary Commission	24.54%	\$2,502,864.00
Fairfax County	4.49%	\$457,548.00
Loudoun County & Potomac Interceptor	2.44%	\$248,976.00
Total Estimated Dollar Amount	100.00%	\$10,200,000.00

* Under the terms of the IMA, the capital costs associated with each joint use facility are to be split among the users in proportion to the peak flow each user is allocated. It is not possible, at this time, to allocate costs by individual facility. It is anticipated that as projects are developed for work associated with specific facilities and costs are developed, the individual users will be notified and billed accordingly.


 Gail Alexander-Reeves
 Director of Budget
 Date 1/5/15/15


 Leonard Benson
 Chief Engineer
 Date 1/5/15/15


 Dan Bae
 Director of Procurement
 Date 1/5/15/15


 George S. Hawkins
 General Manager
 Date 1/5/15/15

Presented and Adopted: July 2, 2015

SUBJECT: Approval to Execute One Year Base and Four One Year Options for Contract No. 15-PR-CFO-32, Wells Fargo Insurance USA, Inc.

**#15-55
RESOLUTION
OF THE
BOARD OF DIRECTORS
OF THE
D.C. WATER AND SEWER AUTHORITY**

The Board of Directors ("Board") of the District of Columbia Water and Sewer Authority ("the Authority") at its meeting on July 2, 2015, upon consideration of a joint use matter, decided by a vote of ___() in favor and ___() opposed to execute a One Year Base and Four One Year Options for Contract No. 15-PR-CFO-32, Wells Fargo Insurance USA, Inc.

Be it resolved that:

The Board of Directors hereby authorizes the General Manager to execute a One Year Base and Four One Year Options for Contract No. 15-PR-CFO-32, Wells Fargo Insurance USA, Inc. The purpose of the contract is to provide a rolling owner controlled insurance program services for the District of Columbia Water and Sewer Authority's (DC Water) Risk Management/Chief Financial office. The contract not-to-exceed amount is \$6,105, 693.

This Resolution is effective immediately.

Secretary to the Board of Directors

**DC WATER AND SEWER AUTHORITY
BOARD OF DIRECTORS CONTRACTOR FACT SHEET**

ACTION REQUESTED

GOODS AND SERVICES CONTRACT AWARD

(JOINT USE - INDIRECT COST)

Rolling Owner Controlled Insurance Program (ROCIP 4)

Approval to execute a one (1) year base and four (4) one year options contract in an amount not to exceed \$6,105,693.00.

CONTRACTOR/SUB/VENDOR INFORMATION

PRIME: Wells Fargo Insurance USA, Inc. 1750 H Street, NW, Suite 200 Washington, DC 20006	SUBS: Lockhart's Insurance Services 3907 Georgia Avenue, NW Washington, DC 20011	PARTICIPATION: 14%
--	--	------------------------------

DESCRIPTION AND PURPOSE

Base Year Contract Value:	\$1,213,681.00
Contract Base Period:	One (1) year
Number of Option Years:	Four (4) years
Anticipated Contract Start Date:	08-01-2015
Anticipated Contract Completion Date:	07-31-2020
Proposal Closing Date:	05-29-2015
Proposals Received:	2
Proposal Range:	\$6,036,000.00 – \$6,105,693.00
Preference Points Received:	1

Purpose of the Contract:

To contract for rolling owner controlled insurance program services for the District of Columbia Water and Sewer Authority's (DC Water) Risk Management/Chief Financial Office.

The procurement method utilized was a Request for Proposal (RFP). Award will be made to one firm. Wells Fargo Insurance USA, Inc., is the highest rated offeror. The names of all responsive firms who submitted proposals are listed below.

Proposals were received from:

Aon Risk Solutions, Inc. of Washington, DC
Wells Fargo Insurance USA, Inc.

PROCUREMENT INFORMATION

Contract Type:	Lump Sum (Fixed Hourly Rates)	Award Based On:	Highest Rating
Commodity:	Professional Services	Contract Number:	15-PR-CFO-32
Contractor Market:	Open Market with preference points for LBE/LSBE participation		

BUDGET INFORMATION

Funding:	Capital	Department:	Risk Management/Chief Financial Office
Service Area:	DC Water Wide	Department Head:	Robert Hunt

ESTIMATED USER SHARE INFORMATION

Rolling Owner Controlled Insurance Program Base Year One (1) \$1,213,681.00


User	Share %	Dollar Amount
District of Columbia	84.40%	\$1,024,347.00
Washington Suburban Sanitary Commission	11.41%	\$ 138,481.00
Fairfax County	2.87%	\$ 34,832.00
Loudoun County	1.16%	\$ 14,079.00
Other Potomac Interceptor	0.16%	\$ 1,942.00
Total Estimated Dollar Amount	100.00%	\$1,213,681.00

User Share: Indirect costs are allocated in proportion to the direct costs incurred by the organization. The user's share percentage (%) shown above are estimates based on historic costs.

 6/17/15
 Dan Bae Date
 Director of Procurement

 6/18/15
 Gail Alexander-Reeves Date
 Director of Budget

 6/18/15
 Mark Kim Date
 Chief Financial Officer

 6/30/15
 George S. Hawkins Date
 General Manager

Presented and Adopted: July 2, 2015

SUBJECT: Approval to Execute Three Year Base and One Two Year Option for Contract No. 14-PR-OGC-03, Dorsey & Whitney LLP

**#15-56
RESOLUTION
OF THE
BOARD OF DIRECTORS
OF THE
D.C. WATER AND SEWER AUTHORITY**

The Board of Directors ("Board") of the District of Columbia Water and Sewer Authority ("the Authority") at its meeting on July 2, 2015, upon consideration of a joint use matter, decided by a vote of ___() in favor and ___() opposed to execute a Three Year Base and One Two Year Option for Contract No. 14-PR-OGC-03, Dorsey & Whitney LLP.

Be it resolved that:

The Board of Directors hereby authorizes the General Manager to execute a Three Year Base and One Two Year Option for Contract No. 14-PR-OGC-03, Dorsey & Whitney LLP. The purpose of the contract is to provide General Civil Litigation Legal Services for the District of Columbia Water and Sewer Authority's (DC Water) Office of the General Counsel. The contract not-to-exceed amount is \$7,500,000 distributed between the selected law firms at DC Water's discretion.

This Resolution is effective immediately.

Secretary to the Board of Directors

**DC WATER AND SEWER AUTHORITY
BOARD OF DIRECTORS CONTRACTOR FACT SHEET**

ACTION REQUESTED

GOODS AND SERVICES CONTRACT AWARD

(JOINT USE - INDIRECT COST)

General Civil Litigation Legal Services

Approval to execute a three (3) year base and one (1) two (2) year option contract in an amount not to exceed \$7,500,000.00 distributed between the selected law firms at DC Water's sole discretion.

CONTRACTOR/SUB/VENDOR INFORMATION

PRIME:	SUBS:	PARTICIPATION:
Dorsey & Whitney LLP 1801 K Street NW, Suite 750 Washington, DC 20006		

DESCRIPTION AND PURPOSE

Base Years Contract Value:	\$4,500,000.00
Contract Base Period:	Three (3) years
Number of Option Years:	One (1) two (2) year
Anticipated Contract Start Date:	07-01-2015
Anticipated Contract Completion Date:	06-30-2018
Proposal Closing Date:	06-18-2014
Proposals Received:	18
First Year Budget Range:	\$0 - 1,500,000.00
Preference Points Received:	0

Purpose of the Contract:

To contract for external legal services for the District of Columbia Water and Sewer Authority's (DC Water) Office of General Counsel.

The procurement method utilized was a Request for Proposal (RFP). Award will be made to seven (7) firms (Human Resources/Employment Law – two (2) firms, Environmental Law – two (2) firms and General Civil Litigation and Research – three (3) firms). Dorsey & Whitney LLP is selected as one of the three (3) firms to provide General Civil Litigation Law services based upon its overall rating in this category. The names of all firms who submitted proposals are listed below.

Proposals were received from:

Human Resources/Employment Law

Littler Mendelson, P.C.*
McGuireWoods LLP
Morgan Lewis & Bockius LLP*
Reed Smith LLP
Law Offices of Nat N. Polito, P.C.
Bean, Kinney & Korman, P.C.
Squire Patton Boggs (US) LLP
Bradley Arant Boult Cummings LLP

Environmental Law

Aqua Law PLC
Beveridge & Diamond, P.C.*
Holland & Knight LLP
McGuireWoods LLP*
Sedgwick LLP
Bingham McCutchen LLP
Best Best & Krieger LLP
Andrews Kurth LLP
Squire Patton Boggs (US) LLP
Bradley Arant Boult Cummings LLP

General Civil Litigation

Dorsey & Whitney LLP*
 Douglas & Boykin PLLC*
 Holland & Knight LLP
 Leftwich & Ludaway LLC
 Morgan Lewis & Bockius LLP
 Reed & Smith LLP*
 Sedgwick LLP
 Bingham McCutchen LLP
 Law Offices of Nat N. Polito, P.C.
 Bean, Kinney & Korman, P.C.
 Squire Patton Boggs (US) LLP
 Bradley Arant Boult Cummings LLP

*Firm selected from the respective category.

PROCUREMENT INFORMATION

Contract Type:	Fixed Hourly Rate	Award Based On:	Highest Rating
Commodity:	Professional Services	Contract Number:	14-PR-OGC-03
Contractor Market:	Open Market with preference points for LBE/LSBE participation		

BUDGET INFORMATION

Funding:	Operating	Department:	Office of General Counsel
Service Area:	DC Water Wide	Department Head:	Randy Hayman


ESTIMATED USER SHARE INFORMATION

Legal Services Base Year One (1) \$1,500,000.00

User	Share %	Dollar Amount
District of Columbia	100.00%	\$1,500,000.00
Washington Suburban Sanitary Commission	0.00%	\$ 0.00
Fairfax County	0.00%	\$ 0.00
Loudoun County	0.00%	\$ 0.00
Other Potomac Interceptor	0.00%	\$ 0.00
Total Estimated Dollar Amount	100.00%	\$1,500,000.00

DC Water Board of Directors - VIII. Consent Items (Joint Use)

User Share: Indirect costs are allocated in proportion to the direct costs incurred by the organization. The user's share percentage (%) shown above are estimates based on historic costs.

 6/17/15
Date
Dan Bae
Director of Procurement

 6/18/15
Date
Gail Alexander-Reeves
Director of Budget

 6/18/15
Date
Randy Hayman
General Counsel

 6/30/15
Date
George S. Hawkins
General Manager

Presented and Adopted: July 2, 2015

SUBJECT: Approval to Execute Three Year Base and One Two Year Option for Contract No. 14-PR-OGC-06, McQuireWoods LLP

**#15-57
RESOLUTION
OF THE
BOARD OF DIRECTORS
OF THE
D.C. WATER AND SEWER AUTHORITY**

The Board of Directors ("Board") of the District of Columbia Water and Sewer Authority ("the Authority") at its meeting on July 2, 2015, upon consideration of a joint use matter, decided by a vote of ___() in favor and ___() opposed to execute a Three Year Base and One Two Year Option for Contract No. 14-PR-OGC-06, McQuireWoods LLP.

Be it resolved that:

The Board of Directors hereby authorizes the General Manager to execute a Three Year Base and One Two Year Option for Contract No. 14-PR-OGC-06, McQuireWoods LLP. The purpose of the contract is to provide Environmental Legal Services for the District of Columbia Water and Sewer Authority's (DC Water) Office of the General Counsel. The contract not-to-exceed amount is \$7,500,000 distributed between the selected law firms at DC Water's discretion.

This Resolution is effective immediately.

Secretary to the Board of Directors

**DC WATER AND SEWER AUTHORITY
BOARD OF DIRECTORS CONTRACTOR FACT SHEET**

ACTION REQUESTED

GOODS AND SERVICES CONTRACT AWARD

**(JOINT USE - INDIRECT COST)
Environmental Legal Services**

Approval to execute a three (3) year base and one (1) two (2) year option contract in an amount not to exceed \$7,500,000.00 distributed between the selected law firms at DC Water's sole discretion.

CONTRACTOR/SUB/VENDOR INFORMATION

PRIME:	SUBS:	PARTICIPATION:
McQuireWoods LLP 901 East Cary Street Richmond, VA 23103		

DESCRIPTION AND PURPOSE

Base Years Contract Value:	\$4,500,000.00
Contract Base Period:	Three (3) years
Number of Option Years:	One (1) two (2) year
Anticipated Contract Start Date:	07-01-2015
Anticipated Contract Completion Date:	06-30-2018
Proposal Closing Date:	06-18-2014
Proposals Received:	18
First Year Budget Amount:	\$0 - 1,500,000.00
Preference Points Received:	0

Purpose of the Contract:

To contract for external legal services for the District of Columbia Water and Sewer Authority's (DC Water) Office of General Counsel.

The procurement method utilized was a Request for Proposal (RFP). Award will be made to seven (7) firms (Human Resources/Employment Law – two (2) firms, Environmental Law – two (2) firms and General Civil Litigation and Research – three (3) firms). McQuireWoods LLP is selected as one of the two (2) firms to provide Environmental Law services based upon its overall rating in this category. The names of all firms who submitted proposals are listed below.

Proposals were received from:

Human Resources/Employment Law
 Littler Mendelson, P.C.*
 McQuireWoods LLP
 Morgan Lewis & Bockius LLP*
 Reed Smith LLP
 Law Offices of Nat N. Polito, P.C.
 Bean, Kinney & Korman, P.C.
 Squire Patton Boggs (US) LLP
 Bradley Arant Boult Cummings LLP

Environmental Law
 Aqua Law PLC
 Beveridge & Diamond, P.C.*
 Holland & Knight LLP
 McQuireWoods LLP*
 Sedgwick LLP
 Bingham McCuthen LLP
 Best Best & Krieger LLP
 Andrews Kurth LLP
 Squire Patton Boggs (US) LLP
 Bradley Arant Boult Cummings LLP

General Civil Litigation

- Dorsey & Whitney LLP*
- Douglas & Boykin PLLC*
- Holland & Knight LLP
- Leftwich & Ludaway LLC
- Morgan Lewis & Bockius LLP
- Reed & Smith LLP*
- Sedgwick LLP
- Bingham McCutchen LLP
- Law Offices of Nat N. Polito, P.C.
- Bean, Kinney & Korman, P.C.
- Squire Patton Boggs (US) LLP
- Bradley Arant Boult Cummings LLP

*Firm selected from the respective category.

PROCUREMENT INFORMATION

Contract Type:	Fixed Hourly Rate	Award Based On:	Highest Rating
Commodity:	Professional Services	Contract Number:	14-PR-OGC-06
Contractor Market:	Open Market with preference points for LBE/LSBE participation		

BUDGET INFORMATION

Funding:	Operating & Capital**	Department:	Office of General Counsel
Service Area:	DC Water Wide	Department Head:	Randy Hayman

**McGuireWoods services may be related to capital projects. These projects will be paid separately from capital funds.

ESTIMATED USER SHARE INFORMATION

Legal Services Base Year One (1) \$1,500,000.00

User	Share %	Dollar Amount
District of Columbia	100.00%	\$1,500,000.00
Washington Suburban Sanitary Commission	0.00%	\$ 0.00
Fairfax County	0.00%	\$ 0.00
Loudoun County	0.00%	\$ 0.00
Other Potomac Interceptor	0.00%	\$ 0.00
Total Estimated Dollar Amount	100.00%	\$1,500,000.00

DC Water Board of Directors - VIII. Consent Items (Joint Use)

User Share: Indirect costs are allocated in proportion to the direct costs incurred by the organization. The user's share percentage (%) shown above are estimates based on historic costs.

 6/17/15

Dan Bae Date
Director of Procurement

 6/18/15

Gail Alexander-Reeves Date
Director of Budget

 6/18/15

Randy Hayman Date
General Counsel

 6/30/15

George S. Hawkins Date
General Manager

Presented and Adopted: July 2, 2015

SUBJECT: Approval to Execute Three Year Base and One Two Year Option for Contract No. 14-PR-OGC-01, Littler Mendelson, P.C.

**#15-58
RESOLUTION
OF THE
BOARD OF DIRECTORS
OF THE
D.C. WATER AND SEWER AUTHORITY**

The Board of Directors ("Board") of the District of Columbia Water and Sewer Authority ("the Authority") at its meeting on July 2, 2015, upon consideration of a joint use matter, decided by a vote of ___() in favor and ___() opposed to execute a Three Year Base and One Two Year Option for Contract No. 14-PR-OGC-01, Littler Mendelson, P.C.

Be it resolved that:

The Board of Directors hereby authorizes the General Manager to execute a Three Year Base and One Two Year Option for Contract No. 14-PR-OGC-01, Littler Mendelson, P.C. The purpose of the contract is to provide Human Resources/Employment Legal services for the District of Columbia Water and Sewer Authority's (DC Water) Office of the General Counsel. The contract not-to-exceed amount is \$4,750,000 distributed between the selected law firms at DC Water's discretion.

This Resolution is effective immediately.

Secretary to the Board of Directors

**DC WATER AND SEWER AUTHORITY
BOARD OF DIRECTORS CONTRACTOR FACT SHEET**

ACTION REQUESTED

GOODS AND SERVICES CONTRACT AWARD

(JOINT USE - INDIRECT COST)

Human Resources/Employment Legal Services

Approval to execute a three (3) year base and one (1) two (2) year option contract in an amount not to exceed \$4,750,000.00 distributed between the selected law firms at DC Water's sole discretion.

CONTRACTOR/SUB/VENDOR INFORMATION

PRIME:	SUBS:	PARTICIPATION:
Littler Mendelson, P.C. 1150 17 th Street, NW, Suite 900 Washington, DC 20036		

DESCRIPTION AND PURPOSE

Base Years Contract Value:	\$2,850,000.00
Contract Base Period:	Three (3) years
Number of Option Years:	One (1) two (2) year
Anticipated Contract Start Date:	07-01-2015
Anticipated Contract Completion Date:	06-30-2018
Proposal Closing Date:	06-18-2014
Proposals Received:	18
First Year Budget Range:	\$0 - 950,000.00
Preference Points Received:	0

Purpose of the Contract:

To contract for external legal services for the District of Columbia Water and Sewer Authority's (DC Water) Office of General Counsel.

The procurement method utilized was a Request for Proposal (RFP). Award will be made to seven (7) firms (Human Resources/Employment Law – two (2) firms, Environmental Law – two (2) firms and General Civil Litigation and Research – three (3) firms). Littler Mendelson, P.C. is selected as one of the two (2) firms to provide Human Resources/Employment Law services based upon its overall rating in this category. The names of all firms who submitted proposals are listed below.

Proposals were received from:

Human Resources/Employment Law

- Littler Mendelson, P.C.*
- McGuireWoods LLP
- Morgan Lewis & Bockius LLP*
- Reed Smith LLP
- Law Offices of Nat N. Polito, P.C.
- Bean, Kinney & Korman, P.C.
- Squire Patton Boggs (US) LLP
- Bradley Arant Boulton Cummings LLP

Environmental Law

- Aqua Law PLC
- Beveridge & Diamond, P.C.*
- Holland & Knight LLP
- McGuireWoods LLP*
- Sedgwick LLP
- Bingham McCutchen LLP
- Best Best & Krieger LLP
- Andrews Kurth LLP
- Squire Patton Boggs (US) LLP
- Bradley Arant Boulton Cummings LLP

General Civil Litigation
 Dorsey & Whitney LLP*
 Douglas & Boykin PLLC*
 Holland & Knight LLP
 Leftwich & Ludaway LLC
 Morgan Lewis & Bockius LLP
 Reed & Smith LLP*
 Sedgwick LLP
 Bingham McCutchen LLP
 Law Offices of Nat N. Polito, P.C.
 Bean, Kinney & Korman, P.C.
 Squire Patton Boggs (US) LLP
 Bradley Arant Boult Cummings LLP

*Firm selected from the respective category.

PROCUREMENT INFORMATION

Contract Type:	Fixed Hourly Rate	Award Based On:	Highest Rating
Commodity:	Professional Services	Contract Number:	14-PR-OGC-01
Contractor Market:	Open Market with preference points for LBE/LSBE participation		

BUDGET INFORMATION

Funding:	Operating	Department:	Office of General Counsel
Service Area:	DC Water Wide	Department Head:	Randy Hayman

ESTIMATED USER SHARE INFORMATION

Legal Services Base Year One (1) \$950,000.00

User	Share %	Dollar Amount
District of Columbia	100.00%	\$950,000.00
Washington Suburban Sanitary Commission	0.00%	\$ 0.00
Fairfax County	0.00%	\$ 0.00
Loudoun County	0.00%	\$ 0.00
Other Potomac Interceptor	0.00%	\$ 0.00
Total Estimated Dollar Amount	100.00%	\$950,000.00


DC Water Board of Directors - VIII. Consent Items (Joint Use)

User Share: Indirect costs are allocated in proportion to the direct costs incurred by the organization. The user's share percentage (%) shown above are estimates based on historic costs.

 6/17/15
Date
Dan Bae
Director of Procurement

 6/18/15
Date
Gail Alexander-Reeves
Director of Budget

 6/18/15
Date
Randy Hayman
General Counsel

 6/30/15
Date
George S. Hawkins
General Manager

Presented and Adopted: July 2, 2015

SUBJECT: Approval to Execute Three Year Base and One Two Year Option for Contract No. 14-PR-OGC-02, Morgan Lewis & Bockius LLP

**#15-59
RESOLUTION
OF THE
BOARD OF DIRECTORS
OF THE
D.C. WATER AND SEWER AUTHORITY**

The Board of Directors ("Board") of the District of Columbia Water and Sewer Authority ("the Authority") at its meeting on July 2, 2015, upon consideration of a joint use matter, decided by a vote of ___() in favor and ___() opposed to execute a Three Year Base and One Two Year Option for Contract No. 14-PR-OGC-02, Morgan Lewis & Bockius LLP.

Be it resolved that:

The Board of Directors hereby authorizes the General Manager to execute a Three Year Base and One Two Year Option for Contract No. 14-PR-OGC-02, Morgan Lewis & Bockius LLP. The purpose of the contract is to provide Human Resources/Employment Legal Services for the District of Columbia Water and Sewer Authority's (DC Water) Office of the General Counsel. The contract not-to-exceed amount is \$4,750,000 distributed between the selected law firms at DC Water's discretion.

This Resolution is effective immediately.

Secretary to the Board of Directors

**DC WATER AND SEWER AUTHORITY
BOARD OF DIRECTORS CONTRACTOR FACT SHEET**

ACTION REQUESTED

GOODS AND SERVICES CONTRACT AWARD

(JOINT USE - INDIRECT COST)

Human Resources/Employment Legal Services

Approval to execute a three (3) year base and one (1) two (2) year option contract in an amount not to exceed \$4,750,000.00 distributed between the selected law firms at DC Water's sole discretion.

CONTRACTOR/SUB/VENDOR INFORMATION

PRIME: Morgan Lewis & Bockius LLP 1150 17 th Street, NW, Suite 900 Washington, DC 20036	SUBS:	PARTICIPATION:
--	--------------	-----------------------

DESCRIPTION AND PURPOSE

Base Years Contract Value: \$2,850,000.00
 Contract Base Period: Three (3) years
 Number of Option Years: One (1) two (2) year
 Anticipated Contract Start Date: 07-01-2015
 Anticipated Contract Completion Date: 06-30-2018
 Proposal Closing Date: 06-18-2014
 Proposals Received: 18
 First Year Budget Range: \$0 - 950,000.00
 Preference Points Received: 0

Purpose of the Contract:

To contract for external legal services for the District of Columbia Water and Sewer Authority's (DC Water) Office of General Counsel.

The procurement method utilized was a Request for Proposal (RFP). Award will be made to seven (7) firms (Human Resources/Employment Law – two (2) firms, Environmental Law – two (2) firms and General Civil Litigation and Research – three (3) firms). Morgan Lewis & Bockius LLP is selected as one of the two (2) firms to provide Human Resources/Employment Law services based upon its overall rating in this category. The names of all firms who submitted proposals are listed below.

Proposals were received from:

Human Resources/Employment Law
 Littler Mendelson, P.C.*
 McGuireWoods LLP
 Morgan Lewis & Bockius LLP*
 Reed Smith LLP
 Law Offices of Nat N. Polito, P.C.
 Bean, Kinney & Korman, P.C.
 Squire Patton Boggs (US) LLP
 Bradley Arant Boulton Cummings LLP

Environmental Law
 Aqua Law PLC
 Beveridge & Diamond, P.C.*
 Holland & Knight LLP
 McGuireWoods LLP*
 Sedgwick LLP
 Bingham McCutchen LLP
 Best Best & Krieger LLP
 Andrews Kurth LLP
 Squire Patton Boggs (US) LLP
 Bradley Arant Boulton Cummings LLP

General Civil Litigation

Dorsey & Whitney LLP*
 Douglas & Boykin PLLC*
 Holland & Knight LLP
 Leftwich & Ludaway LLC
 Morgan Lewis & Bockius LLP
 Reed & Smith LLP*
 Sedgwick LLP
 Bingham McCutchen LLP
 Law Offices of Nat N. Polito, P.C.
 Bean, Kinney & Korman, P.C.
 Squire Patton Boggs (US) LLP
 Bradley Arant Boult Cummings LLP

*Firm selected from the respective category.

PROCUREMENT INFORMATION

Contract Type:	Fixed Hourly Rate	Award Based On:	Highest Rating
Commodity:	Professional Services	Contract Number:	14-PR-OGC-02
Contractor Market:	Open Market with preference points for LBE/LSBE participation		

BUDGET INFORMATION

Funding:	Operating	Department:	Office of General Counsel
Service Area:	DC Water Wide	Department Head:	Randy Hayman

ESTIMATED USER SHARE INFORMATION

Legal Services Base Year One (1) \$950,000.00


User	Share %	Dollar Amount
District of Columbia	100.00%	\$950,000.00
Washington Suburban Sanitary Commission	0.00%	\$ 0.00
Fairfax County	0.00%	\$ 0.00
Loudoun County	0.00%	\$ 0.00
Other Potomac Interceptor	0.00%	\$ 0.00
Total Estimated Dollar Amount	100.00%	\$950,000.00

DC Water Board of Directors - VIII. Consent Items (Joint Use)

User Share: Indirect costs are allocated in proportion to the direct costs incurred by the organization. The user's share percentage (%) shown above are estimates based on historic costs.

 6/19/15

Dan Bae Date
Director of Procurement

 6/18/15

Gail Alexander-Reeves Date
Director of Budget

 6/18/15

Randy Hayman Date
General Counsel

 6/30/15

George S. Hawkins Date
General Manager

Presented and Adopted: July 2, 2015

SUBJECT: Approval to Execute a Modification for Beveridge & Diamond, PC

**#15-60
RESOLUTION
OF THE
BOARD OF DIRECTORS
OF THE
D.C. WATER AND SEWER AUTHORITY**

The Board of Directors ("Board") of the District of Columbia Water and Sewer Authority ("the Authority") at its meeting on July 2, 2015, upon consideration of a joint use matter, decided by a vote of ___() in favor and ___() opposed to execute a modification for Beveridge & Diamond, PC.

Be it resolved that:

The Board of Directors hereby authorizes the General Manager to execute a modification for Beveridge & Diamond, PC. The purpose of the contract is to provide legal services in lead litigation and environmental matters for the District of Columbia Water and Sewer Authority's (DC Water) Office of the General Counsel. The contract modification amount is \$1,100,000.

This Resolution is effective immediately.

Secretary to the Board of Directors

**DISTRICT OF COLUMBIA WATER AND SEWER AUTHORITY
BOARD OF DIRECTORS CONTRACTOR FACT SHEET**

ACTION REQUESTED

GOODS AND SERVICES CONTRACT MODIFICATION:

**Legal Services
(Joint Use – Indirect Cost)**

Approval to execute a modification for legal services in the amount of \$1,100,000.00.

CONTRACTOR/SUB/VENDOR INFORMATION

PRIME: Beveridge & Diamond, PC 1350 I Street, NW Suite 700 Washington, DC 20005	SUBS: N/A	PARTICIPATION: N/A
--	---------------------	------------------------------

DESCRIPTION AND PURPOSE

Original Contract Value: \$1,500,000.00
 Original Contract Dates: 10-01-2011—09-30-2012
 No. of Option Years in Contract: N/A
 Contract Modification Value: \$2,900,000.00
 Contract Modification Dates: 10-01-2013—09-30-2014
 This Contract Modification Value: \$1,100,000.00
 This Contract Modification Dates: 10-01-2014 —06-30-2015

Purpose of the Contract:

To contract for the provision of legal services for the District of Columbia Water and Sewer Authority's General Counsel.

Contract Scope:

To provide legal services in lead litigation and environmental matters.

Spending Previous Year:

Cumulative Contract Value: 10-01-2011 to 09-30-2014—\$4,400,000.00
 Cumulative Contract Spending: 10-01-2011 to 09-30-2014—\$4,108,363.93

Contractor's Past Performance:

The contractor's past performance has been satisfactory.

PROCUREMENT INFORMATION

Contract Type:	Labor Hour	Award Based On:	Non-Competitive
Commodity:	Legal Services	Contract Number:	Not Applicable
Contractor Market:	Not Applicable		


BUDGET INFORMATION

Funding:	Operations	Department:	General Counsel
Service Area:	DC Water wide	Department Head:	Randy Hayman

ESTIMATED USER SHARE INFORMATION

User	Share %	Dollar Amount
District of Columbia	100%	\$ 1,100,000.00
Washington Suburban Sanitary Commission	0%	0.00
Fairfax County	0%	0.00
Loudoun County	0%	0.00
Potomac Interceptor	0%	0.00
TOTAL ESTIMATED DOLLAR AMOUNT	100.00%	\$1,100,000.00

 5/20/15
 _____ Date
 Dan Bae
 Director of Procurement

 5/20/15
 _____ Date
 Gail Alexander-Reeves
 Director of Budget

 5/20/15
 _____ Date
 Randy Hayman
 General Counsel

 6/30/15
 _____ Date
 George S. Hawkins
 General Manager

Presented and Adopted: July 2, 2015

SUBJECT: Approval to Execute a Three Year Base and Two One Year Options for Contract No. 14-PR-OGC-06, Beveridge & Diamond, P.C.

**#15-61
RESOLUTION
OF THE
BOARD OF DIRECTORS
OF THE
D.C. WATER AND SEWER AUTHORITY**

The Board of Directors ("Board") of the District of Columbia Water and Sewer Authority ("the Authority") at its meeting on July 2, 2015, upon consideration of a joint use matter, decided by a vote of ___() in favor and ___() opposed to execute a Three Year Base and Two One Year Options for Contract No. 14-PR-OGC-06, Beveridge & Diamond, P.C.

Be it resolved that:

The Board of Directors hereby authorizes the General Manager to execute a Three Year Base and Two One Year Options for Contract No. 14-PR-OGC-06, Beveridge & Diamond, P.C. The purpose of the contract is to provide legal services for the District of Columbia Water and Sewer Authority's (DC Water) Office of General Counsel. The contract not-to-exceed amount is \$7,500,000 distributed between the selected law firms at DC Water's sole discretion.

This Resolution is effective immediately.

Secretary to the Board of Directors

**DC WATER AND SEWER AUTHORITY
BOARD OF DIRECTORS CONTRACTOR FACT SHEET**

ACTION REQUESTED

GOODS AND SERVICES CONTRACT AWARD

(JOINT USE - INDIRECT COST)

Environmental Legal Services

Approval to execute a three (3) year base and two (2) one year options contract in an amount not to exceed \$7,500,000.00 distributed between the selected law firms at DC Water's sole discretion.

CONTRACTOR/SUB/VENDOR INFORMATION

PRIME:	SUBS:	PARTICIPATION:
Beveridge & Diamond, P.C. 1350 I Street NW, Suite 700 Washington, DC 20005		

DESCRIPTION AND PURPOSE

Base Years Contract Value:	\$4,500,000.00
Contract Base Period:	Three (3) years
Number of Option Years:	One (1) two (2) year
Anticipated Contract Start Date:	07-01-2015
Anticipated Contract Completion Date:	06-30-2018
Proposal Closing Date:	06-18-2014
Proposals Received:	18
First Year Budget Amount:	\$0 - 1,500,000.00
Preference Points Received:	10

Purpose of the Contract:

To contract for external legal services for the District of Columbia Water and Sewer Authority's (DC Water) Office of General Counsel.

The procurement method utilized was a Request for Proposal (RFP). Award will be made to seven (7) firms (Human Resources/Employment Law – two (2) firms, Environmental Law – two (2) firms and General Civil Litigation and Research – three (3) firms). Beveridge & Diamond, P.C. (Local Small Business Enterprise) is selected as one of the two (2) firms to provide Environmental Law services based upon its overall rating in this category. The names of all firms who submitted proposals are listed below.

Proposals were received from:

Human Resources/Employment Law

Little Mendelson, P.C.*
McGuireWoods LLP
Morgan Lewis & Bockius LLP*
Reed Smith LLP
Law Offices of Nat N. Polito, P.C.
Bean, Kinney & Korman, P.C.
Squire Patton Boggs (US) LLP
Bradley Arant Boult Cummings LLP

Environmental Law

Aqua Law PLC
Beveridge & Diamond, P.C.*
Holland & Knight LLP
McGuireWoods LLP*
Sedgwick LLP
Bingham McCutchen LLP
Best Best & Krieger LLP
Andrews Kurth LLP
Squire Patton Boggs (US) LLP
Bradley Arant Boult Cummings LLP

General Civil Litigation

- Dorsey & Whitney LLP*
- Douglas & Boykin PLLC*
- Holland & Knight LLP
- Leftwich & Ludaway LLC
- Morgan Lewis & Bockius LLP
- Reed & Smith LLP*
- Sedgwick LLP
- Bingham McCuthen LLP
- Law Offices of Nat N. Polito, P.C.
- Bean, Kinney & Korman, P.C.
- Squire Patton Boggs (US) LLP
- Bradley Arant Boult Cummings LLP

*Firm selected from the respective category.

PROCUREMENT INFORMATION

Contract Type:	Fixed Hourly Rate	Award Based On:	Highest Rating
Commodity:	Professional Services	Contract Number:	14-PR-OGC-06
Contractor Market:	Open Market with preference points for LBE/LSBE participation		

BUDGET INFORMATION

Funding:	Operating	Department:	Office of General Counsel
Service Area:	DC Water Wide	Department Head:	Randy Hayman


ESTIMATED USER SHARE INFORMATION

Legal Services Base Year One (1) \$1,500,000.00

User	Share %	Dollar Amount
District of Columbia	100.00%	\$1,500,000.00
Washington Suburban Sanitary Commission	0.00%	\$ 0.00
Fairfax County	0.00%	\$ 0.00
Loudoun County	0.00%	\$ 0.00
Other Potomac Interceptor	0.00%	\$ 0.00
Total Estimated Dollar Amount	100.00%	\$1,500,000.00

DC Water Board of Directors - VIII. Consent Items (Joint Use)

User Share: Indirect costs are allocated in proportion to the direct costs incurred by the organization. The user's share percentage (%) shown above are estimates based on historic costs.

 6/17/15

Dan Bae Date
Director of Procurement

 6/18/15

Gail Alexander-Reeves Date
Director of Budget

 6/18/15

Randy Hayman Date
General Counsel

 6/30/15

George S. Hawkins Date
General Manager

Presented and Adopted: July 2, 2015

SUBJECT: Approval to Execute a Three Year Base and One Two Year Option for Contract No. 14-PR-OGC-05, Douglas & Boykin PLLC

**#15-62
RESOLUTION
OF THE
BOARD OF DIRECTORS
OF THE
D.C. WATER AND SEWER AUTHORITY**

The Board of Directors ("Board") of the District of Columbia Water and Sewer Authority ("the Authority") at its meeting on July 2, 2015, upon consideration of a joint use matter, decided by a vote of ___() in favor and ___() opposed to execute a Three Year Base and One Two Year Option for Contract No. 14-PR-OGC-05, Douglas & Boykin PLLC.

Be it resolved that:

The Board of Directors hereby authorizes the General Manager to execute a Three Year Base and One Two Year Option for Contract No. 14-PR-OGC-05, Douglas & Boykin PLLC. The purpose of the contract is to provide General Civil Litigation Legal Services for the District of Columbia Water and Sewer Authority's (DC Water) Office of General Counsel. The contract not-to-exceed amount is \$7,500,000 distributed between the selected law firms at DC Water's sole discretion.

This Resolution is effective immediately.

Secretary to the Board of Directors

**DC WATER AND SEWER AUTHORITY
BOARD OF DIRECTORS CONTRACTOR FACT SHEET**

ACTION REQUESTED

GOODS AND SERVICES CONTRACT AWARD

(JOINT USE - INDIRECT COST)

General Civil Litigation Legal Services

Approval to execute a three (3) year base and one (1) one two (2) year option contract in an amount not to exceed \$7,500,000.00 distributed between the selected law firms at DC Water's sole discretion.

CONTRACTOR/SUB/VENDOR INFORMATION

PRIME:	SUBS:	PARTICIPATION:
Douglas & Boykin PLLC 1850 M Street, NW, Suite 640 Washington, DC 20036		

DESCRIPTION AND PURPOSE

Base Years Contract Value:	\$4,500,000.00
Contract Base Period:	Three (3) years
Number of Option Years:	One (1) two (2) year
Anticipated Contract Start Date:	07-01-2015
Anticipated Contract Completion Date:	06-30-2018
Proposal Closing Date:	06-18-2014
Proposals Received:	18
First Year Budget Range:	\$0 - 1,500,000.00
Preference Points Received:	10

Purpose of the Contract:

To contract for external legal services for the District of Columbia Water and Sewer Authority's (DC Water) Office of General Counsel.

The procurement method utilized was a Request for Proposal (RFP). Award will be made to seven (7) firms (Human Resources/Employment Law – two (2) firms, Environmental Law – two (2) firms and General Civil Litigation and Research – three (3) firms). Douglas and Boykin PLLC (Local Small Business Enterprise) is selected as one of the three (3) firms to provide General Civil Litigation Law services based upon its overall rating in this category. The names of all firms who submitted proposals are listed below.

Proposals were received from:

Human Resources/Employment Law

Littler Mendelson, P.C.*
McGuireWoods LLP
Morgan Lewis & Bockius LLP*
Reed Smith LLP
Law Offices of Nat N. Polito, P.C.
Bean, Kinney & Korman, P.C.
Squire Patton Boggs (US) LLP
Bradley Arant Boult Cummings LLP

Environmental Law

Aqua Law PLC
Beveridge & Diamond, P.C.*
Holland & Knight LLP
McGuireWoods LLP*
Sedgwick LLP
Bingham McCutchen LLP
Best Best & Krieger LLP
Andrews Kurth LLP
Squire Patton Boggs (US) LLP
Bradley Arant Boult Cummings LLP

General Civil Litigation

Dorsey & Whitney LLP*
 Douglas & Boykin PLLC*
 Holland & Knight LLP
 Leftwich & Ludaway LLC
 Morgan Lewis & Bockius LLP
 Reed & Smith LLP*
 Sedgwick LLP
 Bingham McCutchen LLP
 Law Offices of Nat N. Polito, P.C.
 Bean, Kinney & Korman, P.C.
 Squire Patton Boggs (US) LLP
 Bradley Arant Boult Cummings LLP

*Firm selected from the respective category.

PROCUREMENT INFORMATION

Contract Type:	Fixed Hourly Rate	Award Based On:	Highest Rating
Commodity:	Professional Services	Contract Number:	14-PR-OGC-05
Contractor Market:	Open Market with preference points for LBE/LSBE participation		

BUDGET INFORMATION

Funding:	Operating	Department:	Office of General Counsel
Service Area:	DC Water Wide	Department Head:	Randy Hayman

ESTIMATED USER SHARE INFORMATION

Legal Services Base Year One (1) \$1,500,000.00

User	Share %	Dollar Amount
District of Columbia	100.00%	\$1,500,000.00
Washington Suburban Sanitary Commission	0.00%	\$ 0.00
Fairfax County	0.00%	\$ 0.00
Loudoun County	0.00%	\$ 0.00
Other Potomac Interceptor	0.00%	\$ 0.00
Total Estimated Dollar Amount	100.00%	\$1,500,000.00

DC Water Board of Directors - VIII. Consent Items (Joint Use)

User Share: Indirect costs are allocated in proportion to the direct costs incurred by the organization. The user's share percentage (%) shown above are estimates based on historic costs.

 6/17/15

Dan Bae Date
Director of Procurement

 6/18/15

Gail Alexander-Reeves Date
Director of Budget

 6/18/15

Randy Hayman Date
General Counsel

 6/30/15

George S. Hawkins Date
General Manager

Presented and Adopted: July 2, 2015

SUBJECT: Approval to Execute a Three Year Base and One Two Year Option for Contract No. 14-PR-OGC-04, Reed Smith LLP

**#15-63
RESOLUTION
OF THE
BOARD OF DIRECTORS
OF THE
D.C. WATER AND SEWER AUTHORITY**

The Board of Directors ("Board") of the District of Columbia Water and Sewer Authority ("the Authority") at its meeting on July 2, 2015, upon consideration of a joint use matter, decided by a vote of ___() in favor and ___() opposed to execute a Three Year Base and One Two Year Option for Contract No. 14-PR-OGC-04, Reed Smith LLP.

Be it resolved that:

The Board of Directors hereby authorizes the General Manager to execute a Three Year Base and One Two Year Option for Contract No. 14-PR-OGC-04, Reed Smith LLP. The purpose of the contract is to provide General Civil Litigation Legal Services for the District of Columbia Water and Sewer Authority's (DC Water) Office of General Counsel. The contract not-to-exceed amount is \$7,500,000 distributed between the selected law firms at DC Water's sole discretion.

This Resolution is effective immediately.

Secretary to the Board of Directors

**DC WATER AND SEWER AUTHORITY
BOARD OF DIRECTORS CONTRACTOR FACT SHEET**

ACTION REQUESTED

GOODS AND SERVICES CONTRACT AWARD

(JOINT USE - INDIRECT COST)

General Civil Litigation Legal Services

Approval to execute a three (3) year base and one (1) two (2) year option contract in an amount not to exceed \$7,500,000.00 distributed between the selected law firms at DC Water's sole discretion.

CONTRACTOR/SUB/VENDOR INFORMATION

PRIME:	SUBS:	PARTICIPATION:
Reed Smith LLP 1301 K Street, NW Suite 1100, East Tower Washington, DC 20005		

DESCRIPTION AND PURPOSE

Base Years Contract Value:	\$4,500,000.00
Contract Base Period:	Three (3) years
Number of Option Years:	One (1) two (2) year
Anticipated Contract Start Date:	07-01-2015
Anticipated Contract Completion Date:	06-30-2018
Proposal Closing Date:	06-18-2014
Proposals Received:	18
First Year Budget Range:	\$0 - 1,500,000.00
Preference Points Received:	0

Purpose of the Contract:

To contract for external legal services for the District of Columbia Water and Sewer Authority's (DC Water) Office of General Counsel.

The procurement method utilized was a Request for Proposal (RFP). Award will be made to seven (7) firms (Human Resources/Employment Law – two (2) firms, Environmental Law – two (2) firms and General Civil Litigation and Research – three (3) firms). Reed Smith LLP is selected as one of the three (3) firms to provide General Civil Litigation Law services based upon its overall rating in this category. The names of all firms who submitted proposals are listed below.

Proposals were received from:

Human Resources/Employment Law

Little Mendelson, P.C.*
McGuireWoods LLP
Morgan Lewis & Bockius LLP*
Reed Smith LLP
Law Offices of Nat N. Polito, P.C.
Bean, Kinney & Korman, P.C.
Squire Patton Boggs (US) LLP
Bradley Arant Boult Cummings LLP

Environmental Law

Aqua Law PLC
Beveridge & Diamond, P.C.*
Holland & Knight LLP
McGuireWoods LLP*
Sedgwick LLP
Bingham McCutchen LLP
Best Best & Krieger LLP
Andrews Kurth LLP
Squire Patton Boggs (US) LLP
Bradley Arant Boult Cummings LLP

General Civil Litigation

- Dorsey & Whitney LLP*
- Douglas & Boykin PLLC*
- Holland & Knight LLP
- Leftwich & Ludaway LLC
- Morgan Lewis & Bockius LLP
- Reed & Smith LLP*
- Sedgwick LLP
- Bingham McCutchen LLP
- Law Offices of Nat N. Polito, P.C.
- Bean, Kinney & Korman, P.C.
- Squire Patton Boggs (US) LLP
- Bradley Arant Boult Cummings LLP

*Firm selected from the respective category.

PROCUREMENT INFORMATION

Contract Type:	Fixed Hourly Rate	Award Based On:	Highest Rating
Commodity:	Professional Services	Contract Number:	14-PR-OGC-04
Contractor Market:	Open Market with preference points for LBE/LSBE participation		

BUDGET INFORMATION

Funding:	Operating	Department:	Office of General Counsel
Service Area:	DC Water Wide	Department Head:	Randy Hayman

ESTIMATED USER SHARE INFORMATION

Legal Services Base Year One (1) \$1,500,000.00

User	Share %	Dollar Amount
District of Columbia	100.00%	\$1,500,000.00
Washington Suburban Sanitary Commission	0.00%	\$ 0.00
Fairfax County	0.00%	\$ 0.00
Loudoun County	0.00%	\$ 0.00
Other Potomac Interceptor	0.00%	\$ 0.00
Total Estimated Dollar Amount	100.00%	\$1,500,000.00

DC Water Board of Directors - VIII. Consent Items (Joint Use)

User Share: Indirect costs are allocated in proportion to the direct costs incurred by the organization. The user's share percentage (%) shown above are estimates based on historic costs.

 6/17/15

Dan Bae Date
Director of Procurement

 6/18/15

Gail Alexander-Reeves Date
Director of Budget

 6/18/15

Randy Hayman Date
General Counsel

 6/30/15

George S. Hawkins Date
General Manager

Presented and Adopted: July 2, 2015

SUBJECT: Approval to Execute Contract No. 140130, Savin Engineers, P.C.

**#15-64
RESOLUTION
OF THE
BOARD OF DIRECTORS
OF THE
D.C. WATER AND SEWER AUTHORITY**

The Board of Directors ("Board") of the District of Columbia Water and Sewer Authority ("the Authority") at its meeting on July 2, 2015, upon consideration of a non-joint use matter, decided by a vote of ___() in favor and ___() opposed to execute Contract No. 140130, Savin Engineers, P.C.

Be it resolved that:

The Board of Directors hereby authorizes the General Manager to execute Contract No. 140130, Savin Engineers, P.C. The purpose of the contract is to inspect and assess the condition of sewer pipes using closed-circuit television (CCTV) inspection technique. The contract amount is \$2,212,420.

This Resolution is effective immediately.

Secretary to the Board of Directors

**DISTRICT OF COLUMBIA WATER AND SEWER AUTHORITY
BOARD OF DIRECTORS CONTRACTOR FACT SHEET**

ACTION REQUESTED

CONTRACT:

**Sewer Cleaning and Inspection Contract 14
(Non-Joint Use)**

Approval to execute a contract for \$2,212,420.00

CONTRACTOR/SUB/VENDOR INFORMATION

PRIME:	SUBS:	PARTICIPATION:
Savin Engineers, P.C. 20 F Street 7 th Floor Washington, DC 20001 (MBE)	Peer Consultants, PC Washington, DC	MBE 23%
	AB Consultants, Inc. Lanham, MD	MBE 9%
	TFE Resources Owings Mills, MD	WBE 5.1%
	Mosaic Investment Group, LLC Washington, DC	WBE 0.9%

DESCRIPTION AND PURPOSE

Contract Value, Not-To-Exceed:	\$2,212,420.00
Contract Time:	548 Days (1 Year, 6 months)
Anticipated Contract Start Date (NTP):	07-28-2015
Anticipated Contract Completion Date:	01-26-2017
Bid Opening Date:	4-29-2015
Bids Received:	4
Other Bids Received	
Insight, LLC	\$ 2,254,045.00
Video Pipe Services, Inc.	\$ 3,272,985.00
Fort Myer Construction Corp.	\$ 5,328,800.00

Purpose of the Contract:

To inspect and assess the condition of sewer pipes using closed-circuit television (CCTV) inspection technique.

Contract Scope:

- Light cleaning and CCTV inspection of approximately 178,600 linear feet of sewers
- CCTV inspection of approximately 21,600 linear feet of sewers
- Combined CCTV/Sonar inspection of approximately 2,300 linear feet of sewers
- Sonar inspection of approximately 2,300 linear feet of sewers
- Inspection of approximately 1,300 manholes and structures inspection
- Heavy cleaning of approximately 35,300 linear feet of sewers
- Bucket machine cleaning

Federal Grant Status:

- Construction Contract is eligible for Federal grant funding assistance; inclusion in grant is pending availability of grant funds.

PROCUREMENT INFORMATION

Contract Type:	Lump Sum and Unit Price	Award Based On:	Lowest responsive, responsible bidder
Commodity:	Inspection	Contract Number:	140130
Contractor Market:	Open Market		

BUDGET INFORMATION


Funding:	Capital	Department:	Engineering and Technical Services
Service Area:	Sanitary	Department Head:	Liliana Maldonado
Project:	DN		

ESTIMATED USER SHARE INFORMATION

User	Share %	Dollar Amount
District of Columbia	100%	\$2,212,420.00
Federal Funds	0.00%	\$ 0.00
Washington Suburban Sanitary Commission	0.00%	\$ 0.00
Fairfax County	0.00%	\$ 0.00
Loudoun County & Potomac Interceptor	0.00%	\$ 0.00
Total Estimated Dollar Amount	100.00%	\$2,212,420.00

 6/5/2015
 Gail Alexander-Reeves Date
 Director of Budget

 6/11/15
 Dan Bae Date
 Director of Procurement

 6/11/15
 Leonard R. Benson Date
 Chief Engineer

 6/30/15
 George S. Hawkins Date
 General Manager

Presented and Adopted: July 2, 2015
SUBJECT: Approval to Execute Contract No. 150010,
Anchor Construction Corp.

#15-65
RESOLUTION
OF THE
BOARD OF DIRECTORS
OF THE
D.C. WATER AND SEWER AUTHORITY

The Board of Directors ("Board") of the District of Columbia Water and Sewer Authority ("the Authority") at its meeting on July 2, 2015, upon consideration of a non-joint use matter, decided by a vote of ___() in favor and ___() opposed to execute Contract No. 150010, Anchor Construction Corp.

Be it resolved that:

The Board of Directors hereby authorizes the General Manager to execute Contract No. 150010, Anchor Construction Corp. The purpose of the contract is to replace existing building sewer connections which are deteriorated and where reliability has become problematic. The contract amount is \$17,634,733.10.

This Resolution is effective immediately.

Secretary to the Board of Directors

**DISTRICT OF COLUMBIA WATER AND SEWER AUTHORITY
BOARD OF DIRECTORS CONTRACTOR FACT SHEET**

ACTION REQUESTED

CONSTRUCTION CONTRACT:

**Sanitary Sewer Lateral Replacement FY15 - FY18
(Non-Joint Use)**

Approval to execute a construction contract for \$ 17,634,733.10

CONTRACTOR/SUB/VENDOR INFORMATION

PRIME:	SUBS:	PARTICIPATION:
Anchor Construction Corp. 2254 25 th Place, NE Washington, DC 20018 (MBE)	Grade Line Engineering & Construction Washington, DC MBE	15%
	Acorn Supply & Distributing, Inc. Washington, DC WBE	6%
	Omni Excavators, Inc. Washington, DC MBE	17%

DESCRIPTION AND PURPOSE

Contract Value, Not-To-Exceed:	\$ 17,634,733.10
Contract Time:	1096 Days (3 Years)
Anticipated Contract Start Date (NTP):	08-03-2015
Anticipated Contract Completion Date:	08-02-2018
Bid Opening Date:	05-06-2015
Bids Received:	2
Other Bids Received:	
Fort Myer Construction Corp.	\$ 19,585,485.10

Purpose of the Contract:

To replace existing building sewer connections which are deteriorated and where reliability has become problematic.

Contract Scope:

- Repair of sanitary sewer laterals
- Repair and/or replacement of 4-inch to 12-inch diameter PVC pipe building sewer connections and cleanout pipe
- Closed-circuit television (CCTV) inspection, general cleaning and lining of sanitary sewer laterals
- Excavation, sewer point repairs and restoration

Federal Grant Status:

- Construction Contract is eligible for Federal grant funding assistance; inclusion in grant is pending availability of grant funds.

PROCUREMENT INFORMATION

Contract Type:	Unit Price	Award Based On:	Lowest responsive, responsible bidder
Commodity:	Construction	Contract Number:	150010
Contractor Market:	Open Market		

BUDGET INFORMATION


Funding:	Capital	Department:	Sewer Services
Service Area:	Sanitary	Department Head:	Cuthbert Braveboy
Project:	DI, DW, FP and H6		


ESTIMATED USER SHARE INFORMATION

User	Share %	Dollar Amount
District of Columbia	100.00%	\$ 17,634,733.10
Federal Funds	0.00%	\$ 0.00
Washington Suburban Sanitary Commission	0.00%	\$ 0.00
Fairfax County	0.00%	\$ 0.00
Loudoun County & Potomac Interceptor	0.00%	\$ 0.00
Total Estimated Dollar Amount	100.00%	\$ 17,634,733.10

 16/5/2015
 Gail Alexander-Reeves Date
 Director of Budget

 6/9/15
 Dan Bae Date
 Director of Procurement

 6/5/15
 Charles Kiely Date
 Assistant General Manager, Customer Care and Operations

 6/30/15
 George S. Hawkins Date
 General Manager

Presented and Adopted: July 2, 2015

**SUBJECT: Approval to Execute Contract No. 140200
Flippo Construction Company, Inc.**

**#15-66
RESOLUTION
OF THE
BOARD OF DIRECTORS
OF THE
D.C. WATER AND SEWER AUTHORITY**

The Board of Directors ("Board") of the District of Columbia Water and Sewer Authority ("the Authority") at its meeting on July 2, 2015, upon consideration of a non-joint use matter, decided by a vote of ___() in favor and ___() opposed to execute Contract No. 140200, Flippo Construction Company, Inc.

Be it resolved that:

The Board of Directors hereby authorizes the General Manager to execute Contract No. 140200, Flippo Construction Company, Inc. The purpose of the contract is to replace old and broken valves in order to improve reliability of the water distribution system. The contract amount is \$1,874,965.

This Resolution is effective immediately.

Secretary to the Board of Directors

**DISTRICT OF COLUMBIA WATER AND SEWER AUTHORITY
BOARD OF DIRECTORS CONTRACTOR FACT SHEET**

ACTION REQUESTED

CONSTRUCTION CONTRACT:

**Large Valve Replacements Contract 13
(Non-Joint Use)**

Approval to execute a construction contract for \$1,874,965.00

CONTRACTOR/SUB/VENDOR INFORMATION

PRIME:	SUBS:	PARTICIPATION:
Flippo Construction Company, Inc. 3820 Penn Belt Pl. Forestville, MD 20747	G.E. Frisco Co., Inc. Upper Marlboro, MD	MBE 32.07%
	Seeram Enterprise, LLC Lanham, MD	WBE 2.52%
	New Form Building Systems, Inc. Bucksport, ME	WBE 3.59%

DESCRIPTION AND PURPOSE

Contract Value, Not-To-Exceed:	\$1,874,965.00
Contract Time:	365 Days (1 Year)
Anticipated Contract Start Date (NTP):	08-26-2015
Anticipated Contract Completion Date:	08-25-2016
Bid Opening Date:	04-29-2015
Bids Received:	4
Other Bids Received	
Fort Myer Construction Corp.	\$ 2,396,980.50
Capitol Paving of D.C., Inc.	\$ 2,799,150.00
Anchor Construction Corp.	\$ 2,991,257.50

Purpose of the Contract:

Purpose of the contract is to replace old and broken valves in order to improve reliability of the water distribution system.

Contract Scope:

- Replacement of seven (7) large valves from 16-inch through 48-inch in size at six (6) different locations throughout the District of Columbia
- Associated paving, sidewalks, curb and gutter, undercut trench excavations and borrow trench fill

Federal Grant Status:

- Construction Contract is eligible for Federal grant funding assistance; inclusion in grant is pending availability of grant funds.

PROCUREMENT INFORMATION


Contract Type:	Fixed Price	Award Based On:	Lowest responsive, responsible bidder
Commodity:	Construction	Contract Number:	140200
Contractor Market:	Open Market		

BUDGET INFORMATION


Funding:	Capital	Department:	Engineering and Technical Services
Service Area:	Water	Department Head:	Liliana Maldonado
Project:	I8		

ESTIMATED USER SHARE INFORMATION

User	Share %	Dollar Amount
District of Columbia	100.00%	\$ 1,874,965.00
Federal Funds*	0.00%	\$0.00
Washington Suburban Sanitary Commission	0.00%	\$0.00
Fairfax County	0.00%	\$0.00
Loudoun County & Potomac Interceptor	0.00%	\$0.00
Total Estimated Dollar Amount	100.00%	\$ 1,874,965.00


 Gail Alexander-Reeves
 Director of Budget

Date


 Dan Bae
 Director of Procurement

Date


 Leonard R. Benson
 Chief Engineer

Date


 George S. Hawkins
 General Manager

Date

Presented and Adopted: July 2, 2015

SUBJECT: Approval of Proposed Metered Water and Sewer Service Rates, Right-of-Way, Payment-in-Lieu of Taxes Fee, Clean Rivers Impervious Surface Area Charge, and Water System Replacement Fee, Effective Fiscal Year 2016

**#15-67
RESOLUTION
OF THE
BOARD OF DIRECTORS
OF THE
DISTRICT OF COLUMBIA WATER AND SEWER AUTHORITY**

The District members of the Board of Directors (“Board”) of the District of Columbia Water and Sewer Authority (“DC Water”) at the Board meeting held on July 2, 2015, upon consideration of a non-joint use matter, decided by a vote of () in favor and () opposed, to approve the following action with respect to the proposed Metered Retail Rates for Water and Sewer Service, Clean Rivers Impervious Surface Area Charge, the Right-of-Way Occupancy Fee Pass Through Charge, Payment-In-Lieu of Taxes Fee, and new Water System Replacement Fee.

WHEREAS, the Board has adopted a revised rate setting policy that calls for rates that, together with other revenue sources, yield reliable and predictable stream of revenues and will generate sufficient revenues to pay for DC Water’s projected operating and capital expenses; and

WHEREAS, the Board has adopted various financial policies that require revenues to ensure compliance with Board policies regarding maintenance of senior debt coverage and cash reserves; and

WHEREAS, DC Water has three classes of customers: residential, multi-family and non-residential; as provided in Section 4104 of Title 21 of the District of Columbia Municipal Regulations (DCMR); and

WHEREAS, the DC Retail Water and Sewer Rates Committee met on December 19, 2014 and January 27, 2015 to consider the proposed rates, charges and fee changes; and

WHEREAS, on February 5, 2015, the Board approved the proposed rates, charges and fee changes to be published in the *D.C. Register*; and

WHEREAS, on February 20, 2015, DC Water published Notice of Proposed Rulemaking (NOPR) in the *D.C. Register* (DCR) at 62 DCR 2367, which, if adopted, would implement a Customer Class-Based Volumetric Rate structure with differentiation

based on the peaking demands of each customer class (residential, multi-family and non-residential) and a Lifeline water rate for Residential customers; and

WHEREAS, the NOPR, which, if adopted, would implement a Lifeline Rate for the first 4 hundred cubic feet ("4 Ccf") of Residential customer water use to reflect baseline usage by Residential customers without peaking costs; and

WHEREAS, the NOPR, which, if adopted, would implement a combined retail water and sewer rate decrease of \$0.10 per one hundred cubic feet ("Ccf") (\$0.13 per 1,000 gallons) for the first 4 Ccf and should result in a combined water and sewer rate that approximates \$8.52 per Ccf (\$11.39 per 1,000 gallons) of metered water and sewer use for Residential customers (Lifeline); and

WHEREAS, the NOPR, which, if adopted, would implement a combined retail water and sewer rate increase of \$0.69 per Ccf (\$0.92 per 1,000 gallons) for water usage greater than 4 Ccf and should result in a combined water and sewer rate that approximates \$9.31 per Ccf (\$12.45 per 1,000 gallons) of metered water and sewer use for Residential customers; and

WHEREAS, the NOPR, which, if adopted, would implement a combined retail water and sewer rate increase of \$0.27 per Ccf (\$0.36 per 1,000 gallons) and should result in a combined water and sewer rate that approximates \$8.89 per Ccf (\$11.89 per 1,000 gallons) of metered water and sewer use for Multi-family customers; and

WHEREAS, the NOPR, which, if adopted, would implement a combined retail water and sewer rate increase of \$0.81 per Ccf (\$1.08 per 1,000 gallons) and should result in a combined water and sewer rate that approximates \$9.43 per Ccf (\$12.61 per 1,000 gallons) of metered water and sewer use for Non-Residential customers; and

WHEREAS, the NOPR, which, if adopted, would implement an increase in the monthly Clean Rivers Impervious Area Charge of \$3.55 per Equivalent Residential Unit (ERU) to recover costs of the Combined Sewer Overflow Long-Term Control Plan (CSO LTCP); and

WHEREAS, the NOPR, which, if adopted, would implement a new monthly Water System Replacement Fee (WSRF) designed to recover the cost of the 1 percent renewal and replacement of aging water infrastructure in the retail service area; and

WHEREAS, the NOPR, which, if adopted, would maintain the ROW fee at the current amount of \$0.17 per Ccf (\$0.22 per 1,000 gallons) of water used to continue to recover the full cost of the District of Columbia government ROW fees; and

WHEREAS, the NOPR, which, if adopted, would implement an increase in the PILOT fee of \$0.01 per Ccf (\$0.02 per 1,000 gallons) to recover the full cost of the District of Columbia government fees; and

WHEREAS, the adoption of these rates and fee changes would increase the monthly bill of the average Residential customer using 6.69 Ccf (5,004 gallons) by approximately \$11.36 per month or \$136.32 per year; and

WHEREAS, on April 3, 2015, DC Water published a Notice of Public Hearing in the *D.C. Register* at 62 DCR 3934, for a public hearing on May 13, 2015 on the proposed rulemakings referred to above; and

WHEREAS, a notice of the public hearing on the rate and fee proposals was also published on DC Water's website and in *The Washington Informer* on May 7 – May 13, 2015; and DC Water also conducted eight (8) town hall meetings from April 1, 2015, through April 30, 2015, to receive comments on the rate and fee proposals; and

WHEREAS, on May 13, 2015, a public hearing was held to receive comments on the rate and fee proposals, and the record of the public hearing was left open to receive written comments for a period of 30 days through June 15, 2015; and

WHEREAS, on June 23, 2015, the DC Retail Water and Sewer Rates Committee met to consider the comments received during the public comment period, and the May 13, 2015 public hearing on the proposed rate and fee changes; and

WHEREAS, on June 23, 2015, given the revenue requirements of DC Water, anticipated capital and operating expenditures and the various funding sources, public comments, and the recommendation of the General Manager, the DC Retail Water and Sewer Rates Committee recommended the rate and fee changes to the Board of Directors; and

WHEREAS, after consideration of the recommendation of the DC Retail Water and Sewer Rates Committee, the report of the General Manager on this subject and public comments at the May 13, 2015 public hearing and during the comment period and open record period for the proposed rulemaking, the District members of the Board of Directors, upon further consideration and discussion, recommended to implement a Customer Class-Based Volumetric Rate structure with differentiation based on the peaking demands of each customer class (residential, multi-family and non-residential), implement a Lifeline Rate for the first 4 hundred cubic feet ("4 Ccf") of Residential customer water use to reflect baseline usage by Residential customers without peaking costs, implement a new monthly WSRF designed to recover the cost of the 1 percent renewal and replacement of aging water infrastructure for residential, multi-family and non-residential customers, increasing the sewer volumetric rates, Clean Rivers Impervious Surface Area Charge (IAC), and the PILOT Fee in accordance with the General Manager's recommendation; and

WHEREAS, adoption of these rates and fee changes would increase the average residential customer's monthly bill (using 6.69 Ccf per month) by approximately \$11.36 per month or \$136.32 per year; and

WHEREAS, based on the final rules and rates adopted by the Board: DC Water’s retail revenue projections for Fiscal Year 2016 reflect an approximate \$67.0 million increase due to the proposed \$14.9 million increase in retail water and sewer rates, an approximate \$0.1 million increase due to the proposed PILOT fee increase, an approximate \$12.0 million increase due to the proposed Clean Rivers IAC increase and an approximate \$40.0 million increase due to the proposed WSRF.

NOW THEREFORE BE IT RESOLVED THAT:

1. The Board adopts for final rulemaking the following rates and fees:

Implement the Restructuring of DC Water’s Water Service Rates

Customer Class-Based Volumetric Rates – Rate differentiation based on the peaking demands of each customer class (residential, multi-family and non-residential).

Lifeline Rate – A lifeline rate for the first 4 Ccf of Single Family Residential (SFR) water use to reflect baseline usage by residential customers without peaking cost.

Water System Replacement Fee – Fixed monthly fee designed to recover the cost of the 1 percent renewal and replacement of aging water infrastructure in the retail service area.

Retail Metered Water Service Rates

- a. Effective October 1, 2015, a change in the rate for retail metered water services from \$3.88 per one hundred cubic feet (“Ccf”) (\$5.19 per 1,000 gallons) to:
 - Residential customers: Lifeline Rate - Consumption of first 0 – 4 Ccf: \$3.08 per Ccf (\$4.12 per 1,000 gallons) of water used.
 - Residential customers: Consumption greater than 4 Ccf: \$3.87 per Ccf (\$5.17 per 1,000 gallons) of water used.
 - Multi-Family customers: \$3.45 per Ccf (\$4.61 per 1,000 gallons) of water used.
 - Non-Residential customers: \$3.99 per Ccf (\$5.33 per 1,000 gallons) of water used.

**Retail Sewer Service Rates
(Metered and Unmetered)**

- b. Effective October 1, 2015, increase the rate for retail sanitary sewer service from \$4.74 per One Hundred Cubic Feet (“Ccf”) (\$6.33 per 1,000 gallons) to:
 - Residential customers: \$5.44 per Ccf (\$7.27 per 1,000 gallons) of water used.

- Multi-Family customers: \$5.44 per Ccf (\$7.27 per 1,000 gallons) of water used.
 - Non-Residential customers: \$5.44 per Ccf (\$7.27 per 1,000 gallons) of water used.
- c. Effective October 1, 2015, increase the annual Clean Rivers Impervious Area Charge (IAC) from \$201.00 to \$243.60 per Equivalent Residential Unit (ERU). The charge per ERU will be billed monthly at:
- Residential customers: \$20.30 for each ERU
 - Multi-Family customers: \$20.30 for each ERU
 - Non-Residential customers: \$20.30 for each ERU

Water System Replacement Fee (WSRF)

- d. Effective October 1, 2015, implement a fixed monthly fee designed to recover the cost of the 1 percent renewal and replacement of aging water infrastructure for residential, multi-family and non-residential customers:

Meter Size (inches)	Meter Register Type	Monthly Water System Replacement Fee
5/8"	Single Register	\$ 6.30
3/4"	Single Register	\$ 7.39
1"	Single Register	\$ 9.67
1"x1.25"	Single and Multiple Register	\$ 15.40
1.5"	Single Register	\$ 41.35
2"	Single and Multiple Register	\$ 83.75
3"	Single and Multiple Register	\$ 232.13
4"	Single and Multiple Register	\$ 561.02
6"	Single and Multiple Register	\$ 1,292.14
8"	Single and Multiple Register	\$ 5,785.51
8"x2"	Multiple Register	\$ 1,899.60
8"x4"x1"	Multiple Register	\$ 2,438.35
10"	Single and Multiple Register	\$ 6,679.65
12"	Single and Multiple Register	\$ 6,679.65
16"	Single Register	\$ 6,679.65

Single Register – Meter that has only one device that displays the consumption volume.

Multiple Register – Meter that has two or more devices that can display the consumption volume at different flow rates (high or low) or different uses, including, but not limited to, Demand Flow and Fire Flow.

Amend Customer Assistance Program

- e. **Amend CAP Program** - Extend CAP benefits to eligible customers that are charged the monthly Water System Replacement Fee by crediting 100 percent on their monthly bill as follows:
- Eligible households and tenants will receive a credit of 100 percent off of the monthly billed Water System Replacement Fee (WSRF).

Right-of-Way Occupancy Fee Pass Through Charge / PILOT Fee

- f. Effective October 1, 2015, there is no increase in the District of Columbia Right-of-Way fee, which shall remain as follows:
- Residential customers: \$0.17 per Ccf (\$0.22 per 1,000 gallons) of water used.
 - Multi-Family customers: \$0.17 per Ccf (\$0.22 per 1,000 gallons) of water used.
 - Non-Residential customers: \$0.17 per Ccf (\$0.22 per 1,000 gallons) of water used.
- g. Effective October 1, 2015, increase the Payment-in-Lieu of Taxes paid to the Office of the Chief Financial Officer (OCFO) of the District of Columbia from \$0.46 per Ccf (\$0.61 per 1,000 gallons) to:
- Residential customers: \$0.47 per Ccf (\$0.63 per 1,000 gallons) of water used.
 - Multi-Family customers: \$0.47 per Ccf (\$0.63 per 1,000 gallons) of water used.
 - Non-Residential customers: \$0.47 per Ccf (\$0.63 per 1,000 gallons) of water used.
2. The General Manager is authorized to take all steps necessary in his judgment and as otherwise required, to provide notice of the final rate adjustment in the manner provided by 21 DCMR Chapter 40 and the District of Columbia Administrative Procedure Act.

This resolution shall be effective immediately.

Secretary to the Board of Directors

Presented and Adopted: July 2, 2015

Subject: Proposed Amendment for the Water System Replacement Fee

**#15-68
RESOLUTION
OF THE
BOARD OF DIRECTORS
OF THE
DISTRICT OF COLUMBIA WATER AND SEWER AUTHORITY**

The District members of the Board of Directors (“Board”) of the District of Columbia Water and Sewer Authority (“the DC Water”) at the Board meeting held on July 2, 2015 decided, in a non-joint use matter, by a vote of () in favor and () opposed, to take the following action with respect to the proposed amendment for the Water System Replacement Fee.

WHEREAS, the Board has adopted a revised rate setting policy that calls for rates, charges and fees that, together with other revenue sources, yield a reliable and predictable stream of revenues and will generate sufficient revenues to pay for DC Water’s projected operating and capital expenses; and

WHEREAS, the Board has adopted various financial policies that require revenues to ensure compliance with Board policies regarding maintenance of senior debt coverage and cash reserves; and

WHEREAS, the DC Retail Water and Sewer Rates Committee met on December 19, 2014 and January 27, 2015 to consider the proposed new Water System Replacement Fee (“WSRF”) to recover the cost of the 1 percent renewal and replacement of aging water infrastructure for residential, multi-family and non-residential customers; and

WHEREAS, on February 5, 2015, the Board approved the proposed new Water System Replacement Fee (WSRF) to be published in the D.C. Register (DCR); and

WHEREAS, on February 20, 2015, DC Water published a Notice of Proposed Rulemaking (NOPR) in the *D.C. Register* (DCR) at 62 DCR 2367, which if approved, would implement the WSRF, effective October 1, 2015; and

WHEREAS, although the WSRF is not subject to the public hearing requirements of 21 DCMR Chapter 40, on April 3, 2015, DC Water published a Notice of Public Hearing in the *D.C. Register* at 62 DCR 3934, for the public hearing on May 13, 2015 to receive additional public comments on the proposed rulemaking referred to above; and

WHEREAS, a notice of the public hearing on the WSRF and other rate and fee proposals was also published on DC Water’s website and in The Washington Informer on May 7 – May 13, 2015; and DC Water also conducted eight (8) town hall meetings from April 1, 2015, through April 30, 2015, to receive comments on the WSRF and other rate and fee proposals; and

WHEREAS, on May 13, 2015, a public hearing was held to receive comments on the WSRF and other rate and fee proposals, and the record of the public hearing was left open to receive written comments for a period of 30 days through June 15, 2015; and

WHEREAS, on June 23, 2015, the DC Retail Water and Sewer Rates Committee met to consider the comments offered during the public comments period of the proposed rulemaking, and comments received at the May 13, 2015 public hearing; and

WHEREAS, after discussion and consideration of the public comments and recommendations from the General Manager regarding action on the proposed WSRF, the DC Retail Water and Sewer Rates Committee proposed an amendment for the Water System Replacement Fee (WSRF) whereby a Residential customer, whose premises is served by a single two inch (2”) meter used for both Demand Flow and Fire Flow, shall be charged a monthly Water System Replacement Fee for a one and one-half inch (1.5”) meter; and

WHEREAS, the public notice and comment process for the proposed amendment to the WSRF will be conducted in accordance with the District of Columbia Administrative Procedure Act, and it is the intent of the Board to take final action on the proposed amendment at the conclusion of the notification and public comment period.

NOW THEREFORE BE IT RESOLVED THAT:

1. The Board proposes an additional amendment to the District of Columbia Municipal Regulations pertaining for the Water System Replacement Fee as shown below:

Residential customer, whose premises is served by a single two inch (2”) meter used for both Demand Flow and Fire Flow, shall be charged a monthly Water System Replacement Fee set forth in section 112.10 for a one and one-half inch (1.5”) meter.

2. The General Manager is authorized to take all steps necessary in his judgment and as otherwise required, to initiate the public comment process and shall provide notice of the proposed rulemaking in the manner provided by the District of Columbia Administrative Procedure Act.

This resolution shall be effective immediately.

Secretary to the Board of Directors

Presented and Adopted: July 2, 2015

Subject: Approval of Proposed District of Columbia Fire Protection Service Fee

**#15-69
RESOLUTION
OF THE
BOARD OF DIRECTORS
OF THE
DISTRICT OF COLUMBIA WATER AND SEWER AUTHORITY**

The District members of the Board of Directors (“Board”) of the District of Columbia Water and Sewer Authority (“the DC Water”) at the Board meeting held on July 2, 2015 decided, in a non-joint use matter, by a vote of () in favor and () opposed, to take the following action with respect to the proposed Fire Protection Service Fee.

WHEREAS, DC Water establishes rates, fees, and charges in accordance with its Rate Setting Policy (Board Resolution #11-10), including the recovery of current costs to provide service; and

WHEREAS, pursuant to a 2013 Memorandum of Understanding (MOU) between DC Water and the D.C. Fire Emergency Medical Services, effective May 3, 2013, DC Water provides Fire Protection Services to the government of the District of Columbia, including, but not limited to, the delivery of water for firefighting, the cost of inspecting, maintaining and upgrading public fire hydrants in the District of Columbia; and

WHEREAS, the MOU requires DC Water to establish the costs (Fire Protection Services Fee or FPSF) for providing Fire Protection Services to the District in accordance with 21 DCMR Chapter 40 and the District of Columbia Administrative Procedure Act; and

WHEREAS, DC Water performs a review of the Fire Protection Service costs no less than every three years utilizing a Cost of Service Study to determine whether the FPSF is sufficient to recoup the actual costs for providing this service and make adjustments as necessary; and

WHEREAS, the DC Retail Water and Sewer Rates Committee met on February 24, 2015 to consider the proposed District of Columbia FPSF; and

WHEREAS, on March 5, 2015, the Board approved the proposed District of Columbia FPSF to be published in the *D.C. Register* (DCR); and

WHEREAS, on April 3, 2015, DC Water published notice of proposed rulemaking in the *D.C. Register* at 62 DCR 3973 which, if adopted, would increase the annual FPSF from \$6,885,340 to \$10,796,000 per fiscal year (FY) for FY 2015, FY 2016 and FY 2017; and

WHEREAS, on April 3, 2015, DC Water published a Notice of Public Hearing in the *D.C. Register* at 62 DCR 3934, for a public hearing on May 13, 2015 on the proposed rulemaking referred to above; and

WHEREAS, a notice of the public hearing on the WSRF and other rate and fee proposals was also published on DC Water's website and in *The Washington Informer* on May 7 – May 13, 2015; and DC Water also conducted eight (8) town hall meetings from April 1, 2015, through April 30, 2015, to receive comments on the FPSF and other rate and fee proposals; and

WHEREAS, on May 13, 2015, a public hearing was held to receive comments on the WSRF and other rate and fee proposals, and the record of the public hearing was left open to receive written comments for a period of 30 days through June 15, 2015; and

WHEREAS, the DC Retail Water and Sewer Rates Committee met on June 23, 2015 to consider the comments received during the public comment period, and at the Public Hearing on the proposed Fire Protection Service Fee increase; and

WHEREAS, the DC Retail Water and Sewer Rates Committee recommends an adjustment in the annual Fire Protection Service Fee from Six Million Eight Hundred Eighty Five Thousand Three Hundred Forty Dollars to (\$6,885,340) to Ten Million Seven Hundred Ninety Six Thousand Dollars (\$10,796,000) per fiscal year (FY) for FY 2015, FY 2016 and FY 2017.

NOW THEREFORE BE IT RESOLVED THAT:

The Board adopts for final rulemaking the following annual Fire Protection Service Fee, effective Fiscal Year 2015:

1. An increase in the DC Fire Protection Fee from Six Million Eight Hundred Eighty Five Thousand Three Hundred Forty Dollars (\$6,885,340) per fiscal year to Ten Million Seven Hundred Ninety Six Thousand Dollars (\$10,796,000) per fiscal year (FY) for FY 2015, FY 2016 and FY 2017, effective Fiscal Year 2015.
2. The General Manager is authorized to take all steps necessary in his judgment and as otherwise required, to provide notice of the final fee adjustment in the manner provided by 21 DCMR Chapter 40 and the District of Columbia Administrative Procedure Act.

This resolution shall be effective immediately.

Secretary to the Board of Directors