



**DISTRICT OF COLUMBIA WATER AND SEWER AUTHORITY
214th MEETING OF THE BOARD OF DIRECTORS
Thursday, November 5, 2015
9:30 a.m.
5000 Overlook Avenue, SW
Room 407
(FY 2017 Budget Workshop following Board meeting)**

- I. Call to Order (Chairman Matthew Brown)**
- II. Roll Call (Linda Manley, Board Secretary)**
- III. [Approval of October 1, 2015 Minutes](#)**
- IV. Chairman's Overview**
- V. Committee Reports**
 - 1. [Environmental Quality and Sewerage Services Committee \(Bo Menkiti\)](#)
 - 2. [Water Quality and Water Services Committee \(Rachna Butani\)](#)
 - 3. [Audit Committee \(Nicholas Majett\)](#)
 - 4. [Finance and Budget Committee Meeting \(Timothy Firestine\)](#)
- VI. [CEO/General Manager's Report \(By Exception\)](#)**
- VII. [Summary of Contracts](#)**
- VIII. Consent Items (Joint Use)**
 - 1. [Approval to Execute Option Year Three of Contract No. WAS-12-033-AA-RE, Centerra Integrated - Resolution No. 15-86](#) (Recommended by Environmental Quality and Sewerage Services Committee 10/15/15)
 - 2. [Approval to Execute a modification to Contract No. WAS-12-035-AA-RE, Centerra Integrated – Resolution No. 15-87](#) (Recommended by Environmental Quality and Sewerage Services Committee 10/15/15)
 - 3. [Approval to Execute Change Order No. 03 of Contract No. 120030, Cynergy Electric Company, Inc. – Resolution No. 15-88](#) (Recommended by Environmental Quality and Sewerage Services Committee 10/15/15)
 - 4. [Approval to Execute Change Order No. 01 of Contract No. 130240, Anchor Construction Corp. - Resolution No. 15-89](#) (Recommended by Environmental Quality and Sewerage Services Committee 10/15/15)
 - 5. [Approval to Execute Supplemental Agreement No. 2 of Contract No. DCFA #429-WSA, ARCADIS District of Columbia, P.C. – Resolution No. 15-90](#) (Recommended by Environmental Quality and Sewerage Services Committee 10/15/15)

6. [Approval to Execute a Contract for Wells Fargo Insurances Services USA, Inc. – Resolution No. 15-91](#) (Recommended by Finance and Budget Committee 10/22/15)


IX. Executive Session – To discuss legal, confidential and privileged matters pursuant to Section 2-575(b)(4) of the D.C. Official Code¹

X. Adjournment

¹ The DC Water Board of Directors may go into executive session at this meeting pursuant to the District of Columbia Open Meetings Act of 2010, if such action is approved by a majority vote of the Board members who constitute a quorum to discuss: matters prohibited from public disclosure pursuant to a court order or law under D.C. Official Code § 2-575(b)(1); contract negotiations under D.C. Official Code § 2-575(b)(1); legal, confidential or privileged matters under D.C. Official Code § 2-575(b)(4); collective bargaining negotiations under D.C. Official Code § 2-575(b)(5); facility security under D.C. Official Code § 2-575(b)(8); disciplinary matters under D.C. Official Code § 2-575(b)(9); personnel matters under D.C. Official Code § 2-575(b)(10); proprietary matters under D.C. Official Code § 2-575(b)(11); decision in an adjudication action under D.C. Official Code § 2-575(b)(13); civil or criminal matters where disclosure to the public may harm the investigation under D.C. Official Code § 2-575(b)(14), and other matters provided in the Act.

Upcoming Committee Meetings (5000 Overlook Avenue SW (Blue Plains – 4th Floor)

- Governance Committee – Tuesday, November 10, 2015 @ 9:00 a.m. (5000 Overlook Avenue, SW)
- Human Resource and Labor Relations Committee – Tuesday, November 10, 2015 @ 10:00 a.m. (5000 Overlook Avenue, SW)
- Environmental Quality and Sewerage Services Committee – Thursday, November 19, 2015 @ 9:30 a.m. (5000 Overlook Avenue, SW)
- Joint Meeting of Environmental Quality and Sewerage Services Committee – Thursday, November 19, 2015 @ 10:00 a.m. (5000 Overlook Avenue SW)
- Water Quality and Water Services Committees – Thursday, November 19, 2015 @ 11:00 a.m. (via conference call)
- DC Retail Water and Sewer Rates Committee – Tuesday, November 17, 2015 @ 9:30 a.m. (5000 Overlook Avenue, SW)
- Finance and Budget Committee – Friday, November 20, 2015 @ 11:00 a.m. (5000 Overlook Avenue SW)



**District of Columbia
Water and Sewer Authority**

Board of Directors

**Environmental Quality and Sewerage
Services Committee**

Thursday, October 15, 2015

9:30 a.m.

MEETING MINUTES

Committee Members Present

James Patteson, Chairperson
Matthew Brown
Adam Ortiz
Howard Gibbs
David Lake

DC Water Staff Present

Biju George, Chief Operating Officer
Len Benson, Chief Engineer
Randy Hayman, General Counsel
Linda Manley, Secretary to the Board

I. Call to Order

Mr. Patteson, Chairperson, called the meeting to order at 9:30 AM.

II. AWTP STATUS UPDATES

1. BPAWTP Performance

Mr. Aklile Tesfaye, Assistant General Manager for Wastewater Treatment, reported that the monthly average influent flow was 258 MGD, which was the lowest 12-month average. 3.72 inches of precipitation fell during the September reporting period. Mr. Tesfaye noted that a wet weather event occurred as a result of 1.65-inch precipitation from tropical storm "Joaquin" during the last two days in September. During the period of September 29 and October 3, approximately 1.8 billion gallons of influent flow was received: averaging 360 MGD, a peak flow of 750 MGD. Approximately 56 MG of excess flow for the 5-day period was discharged via Outfall 001. The enhanced nitrogen removal facility is performing well, producing a low total nitrogen concentration of 2.32 mg/l. Overall, plant performance was excellent with 100% permit compliance. Biosolids production was 410 wet tons per day (wtpd).

Mr. Tesfaye commented that the Combined Heat and Power (CHP) facility continues to operate in the commissioning phase with all systems in service undergoing testing and optimization. The Committee asked if energy generated from CHP during the commissioning phase will continue to be in the range of 6.5-7.0 MW with an anticipated energy generation of 8.5 MW when the commissioning is complete. Mr. Tesfaye responded that this is the expectation and noted that solids production in the summer months is lower than in the winter months, which impacts the energy production from CHP. Mr. Tesfaye commented the commissioning will continue through the winter months.

Mr. Tesfaye noted that Blue Plains energy demand for September was 605 MWH/day where approximately 145 MWH/day or 24% was supplied by the CHP facility. The Committee commented that the energy output from CHP shown on the bar chart depicting the total Blue Plains Energy usage was unclear and requested the graph be adjusted to also show the CHP energy output. Mr. Tesfaye responded he will look into doing this.

Mr. Tesfaye provided an update on the Blue Plains NPDES renewal application submitted in March 2015. Mr. Tesfaye noted that EPA responded with comments on July 30, 2015. DC Water subsequently responded with additional data and clarification on August 31, 2015 and anticipates a meeting with EPA within the next several months. Mr. Tesfaye added that there were no major issues.

III. UPDATES: POTOMAC INTERCEPTOR SEWER

1. Odor Abatement Project

Ms. Liliana Maldonado, Director of Engineering and Technical Services (DETS), reported all sites are operating with the exception of the DC Site 1995, which had a mechanical issue and that the facility's odor control system is only operating at night. The Virginia Sites 31 and 46 have punch list items remaining before construction is considered 100% complete. Ms. Maldonado noted the DC Site 1995 and Virginia Site 31 carbon media will be replaced with a carbon media blend by November 9, 2015. For the remaining sites, the plan is to continue using the existing carbon media and conduct weekly odor monitoring; if/when odor bleed through is observed, the carbon media will be replaced with the carbon media blend. Ms. Maldonado added that the remaining sites' media were installed later than for Sites 1995 and the useful life of the media has not been reached. The carbon media blend for the remaining sites can be procured promptly once odor bleed through is detected.

The Committee asked if the carbon media will be re-generated. Ms. Maldonado deferred the question to Mr. Benson who responded the plan was not to re-generate the media. Ms. Maldonado added that the spent media is typically removed by the supplier and disposed of using appropriate procedures. Ms. Maldonado commented that she will verify with the supplier that the disposal procedures follow all required rules and regulations. Ms. Maldonado commented that the responsibility for system operation will transition from Construction to the Operations Department during the months of October and November.

Ms. Maldonado presented a status dashboard that summarized all the PI Odor Control Facilities milestones and the remaining items to be completed. Ms. Maldonado noted that Virginia Sites 31 and 46 have remaining contractual close-out (punch list) items as depicted in the status table.

IV. ACTION ITEM - JOINT USE

1. Contract No. WAS-12-033-AA-RE – Centerra
2. Contract No. WAS-12-035-AA-RE – Centerra
3. Contract No. 120030, Cynergy Electric Company, Inc.
4. Contract No. 130240, Anchor Construction Corp

5. DCFA #429-WAS, Arcadis District of Columbia, P.C.

Mr. Dan Bae, Director Procurement, presented action items 1 through 2 and Mr. Len Benson, Chief Engineer, presented action items 3 through 5.

Action Item 1 is a request to execute a contract for repair services for the Department of Fleet Management. The Committee commented that M/WBE or LSBE status for the sub-contractors are not shown and asked why the format had changed. Mr. Bae responded the fact sheet format will be corrected prior to the November Board meeting to show the current's sub-contractor's status, as applicable, and for all future fact sheets originating from this department.

Action Item 2 is a request to execute a contract for parts supply for the Department of Fleet Management. The Committee asked if the contract is the same as the previous one discussed. Mr. Bae responded that one contract is for repair services and this contract is for supplying parts for the repairs. He also noted that both contracts are with the same prime contractor, Centerra Integrated. Mr. Bae noted the contract spending is typically the heaviest in the first quarter due to preparation for the winter season.

Action Item 3 is a request to execute a change order to improve the grounding system as a result of an independent grounding grid test finding conducted after design was completed and similar tests were conducted for the CHP facility. Mr. Benson noted that the improvements proposed to the grounding system are driven by safety concerns. Mr. Benson commented that contract options were investigated such as utilizing a new contract or using an existing high-voltage contract. There were no existing high voltage contracts anticipated in the near future as would be needed to address this important safety issue. Therefore, it was determined the most expeditious method was to have the current contractor, Cynergy, perform the work. Mr. Benson noted that the contractor's performance has been positive.

Action Item 4 is a request to execute a change order to replenish funding capacity back in the contract that has been exhausted due to the need to execute several large emergency projects such as repairing the Northeast Boundary Sewer and demolishing the building at 1744 D St NE; work on the Potomac Interceptor Sewer (PIS); and mitigation and repairs for the sewer overflow/spill at Capital Crescent Trail in the C&O Canal.

Action Item 5 is a request to execute Supplemental Agreement No. 2 for construction management services to support changes in schedule for construction projects comprising the Biosolids Management Program. Mr. Benson noted that a construction delay of approximately 7 months has resulted. Construction substantial completion is anticipated to be reached in April 2016 and administrative activities will likely continue until June 2016. The Committee asked if work performed in this supplemental agreement is because of the firm's own delays; or if the delays in construction have resulted in the need to extended this contract; and if the latter, whether the cost is recoverable. Mr. Benson commented that a more detailed explanation could be provided in an executive session. Mr. Benson added that the construction management services contract is viewed as an 'extension of staff' type contract instrument to provide the necessary technical resources to support the construction needs.

The Committee will recommend all action items to the full Board for action.

V. BLUE HORIZON 2020 PROGRESS

Ms. Sarah Neiderer provided an overview on the status related to Goal 8 of the Blue Horizon 2020 strategic plan. Ms. Neiderer noted that the initiatives and milestones presented on slide 4 are task driven and that the progress for each task has been tracked since the adoption of the strategic plan in 2013. Ms. Neiderer presented the implementation progress and noted that the % complete shown in the table is actually a composite % complete for all tasks comprised within each individual objective but that individual % completes vary from task to task with some tasks being at or near completion and other tasks not having been started. Ms. Neiderer commented that task 8.3.1 only included Phase 1 of the Asset Management Program and that the updated strategic plan will also incorporate Phase 2 of the asset management program scope. The committee inquired on the % complete for task 8.3.2 and whether the task tracked corrective versus preventive maintenance and thus the % complete is measuring achievement of a greater proportion of preventive maintenance. Ms. Neiderer confirmed that this is the case and added that the 10% complete represents the composite of the tasks that have been completed by the due date for this particular objective, with certain tasks identified with completion dates that are targeted for 2016 and 2017. Ms. Neiderer added that future goals will measure progress using outcome metrics instead of progress metrics. The Committee requested to see the list of tasks under Goal 8 prior to the November Board retreat to better understand the initiatives and accomplishments. Ms. Neiderer will provide the list of tasks for each initiative. The committee asked for the contracts to be related/linked to the initiatives. Ms. Neiderer responded future updates will include the relationship between contracts and initiatives.

VI. OTHER BUSINESS/EMERGING ISSUES

The following three informational items were listed in the agenda but were not discussed at the Environmental Quality and Sewerage Services Committee meeting due to time constraints:

1. Asset Management Program (AMP) Update – November Joint Committee (JC) Meeting
2. Advancing Research and Technology (ART) Pilot Update – Nov JC Meeting
3. FY 16-25 Capital Improvement Plan (CIP) – Nov JC Meeting

VII. VI. EXECUTIVE SESSION

An executive session was held.

VIII. IX. ADJOURNMENT

The meeting was adjourned at 10:35am.

Follow-up Items

1. Consider revisions to the Total Blue Plains Energy Usage reporting chart to also show the CHP energy output.

2. Correct Procurement Department fact sheets format prior to the November Board meeting to show the current's sub-contractor's status (MBE, WBE, LSBE, CBE, None), as applicable and for all future fact sheets originating from this department.
3. Provide the list of tasks under the Blue Horizon Goal 8 initiatives prior to the November Board retreat so the Committee can better understand the objectives, progress and accomplishments to date.
4. For future updates, show the correlation between specific contracts and the initiatives and objectives outlined in the strategic plan.



DISTRICT OF COLUMBIA WATER AND SEWER AUTHORITY

**BOARD OF DIRECTORS
WATER QUALITY AND WATER SERVICES COMMITTEE**

**MEETING MINUTES
THURSDAY, OCTOBER 15, 2015**

Present Board Members

Rachna Butani, Chair (By Phone)
Matthew Brown, Board Chairman
Robert Mallett, (By Phone)
Howard Gibbs
Alan Roth (By Phone)
Kendrick Curry (By Phone)

Present D.C. Water Staff

Biju George, Chief Operating Officer
Randy Hayman, General Counsel
Charles Kiely, Assistant General Manager
for Customer Care and Operations
Linda Manley, Secretary to the Board

I. Call to Order

Ms. Butani called the meeting to order.

II. Water Quality Monitoring

A. Total Coliform Rule (TCR) Testing

Charles Kiely, Assistant General Manager updated the Committee on Total Coliform Rule Testing. There were zero positive tests in September and zero so far in October.

B. Lead and Copper Rule Monitoring

Mr. Kiely stated that they have analyzed 25 samples thus far and are running at 4 parts per billion. That is low but expected during this time of the year. This number will go even lower through the end of the testing period in December.

The flushing program will resume again around March 15 and is concluded around December 1, before the cold weather arrives. In December the flushing crews are reassigned to other activities, usually water main repair work. It is predicated on the weather forecast.

III. Fire Hydrant Upgrade Program

David Wall, Manager of Distribution, reported that they are running around 9,450 public hydrants. There has been a decrease in out of service hydrants from 85 down to 59 total, from September to October. Of those, 42 are defective, with 17 related to temporary construction or obstruction.

There also has been a reduction in hydrants out of service for more than 120 days. Mr. Wall stated that they have been focused on addressing those and will continue to for the next month or two.

Mr. Walls reported that there were no new areas of concentrated out of service hydrants on the map.

IV. Latex Spill Response

Jessica Edwards-Brandt, Manager of Water Quality, summarized the latex polymer discharge that occurred on the north branch of the Potomac River and the role D.C. Water played in addressing the concerns. D.C. Water's Emergency Management Director was heavily involved and instrumental in the response to this event. The event occurred on September 23, 2015 when 10,000 gallons of a latex polymer product spilled while being loaded into a chemical storage unit at the paper mill in Luke, Maryland. A valve was left open and polymer ended up in the upper Potomac River wastewater treatment plant where it was treated and discharged into the Potomac. Mr. Gibbs asked if the treatment was effective. Ms. Brandt-Edward replied that it was reported that some of what was discharged at the paper mill was diluted.

The day after the spill occurred the Interstate Commission on the Potomac River Basin notified the normal users through a spill list. They estimated that it would take three weeks for the plume to reach the capital region intake and thirteen days to pass through the intakes.

Ms. Edward-Brandt described the compound and parts of it were determined to be volatile organic chemicals, some of which are regulated. Ms. Butani asked about whether the paper mill was required to disclose everything about the product when there is a spill. Ms. Edward-Brandt replied that they did supply the material data sheets (MDS) which give the safety data portion of the chemical but does not tell you exactly what that chemical is made of. The MDS showed that the latex polymer is a non-toxic chemical that is stable in water and is treatable. Mr. Mallett asked if they had to disclose everything to the EPA. Mr. Kiely stated that in Maryland the Department of the Environment (MDE) is the first report and the lead agency. D.C. Water actually informed EPA. In D.C. such incidents must be reported to EPA.

Ms. Edwards-Brandt indicated that the MDE regulator with MDE toxicologist indicated no issues with the product and that the affected water could be treated conventionally to remove polymer. This was in addition to the dilution expected from rain. The monitoring results indicated that there was no styrene or butadiene in the spilled water. Monitoring will continue.

Ms. Edwards-Brandt said that they are looking at what has to be done to prepare for more serious incidents in the future. D.C. Water is working with the EPA to facilitate an emergency response exercise. Other agencies are looking at the consequences of failure, such as if the intakes must be shut down for a few days, what would that look like and how can the agencies assist each other. All of the regional utilities have to do a Source Water Assessment and this is

being done now. A data tool component has been added so that they can look at what industries are in the Potomac River Basin, what chemicals they have on site, and get real time data of what that looks like.

Mr. Gibbs asked about what happened to the plume. Mr. Kiely stated that because of rain, that helped dissipate the plume. The Washington Aqueduct took samples up river and analyzed them to discover what the affects might be later down river. It became a non-event for D.C. Water and others.

IV. Blue Horizon 2020 Progress

Sarah Neiderer, Strategic Plan Chief, updated the Committee on Goal 6 and 7 over which it has oversight. This is being done in an effort to keep the committees more engaged in their individual goals. She also stated that this is to prep the committees for the November Board Retreat where they will focus on strategy and how they implement, track, and improve it. Ms. Neiderer provided an overview of the plan for those who were unfamiliar with it. The overview and Ms. Neiderer's presentation can be found on the D.C. Water website.

The Committee has responsibility for Goal 6: Securing Safety and Security and Goal 7: Considering D.C. Water's Role in Drinking Water Treatment. Ms. Neiderer went through the initiatives for each goal and indicated those that were complete and those that would always be ongoing. Under those which would never be complete, she pointed out those tasks in the initial adoption of the plan and stated that some would be revised.

Mr. Mallett stated that one of the challenges of the Strategic Plan is trying to put numerical metrics around what are ongoing kinds of issues. He thought it might be better to use a dashboard way of presenting it the way the financials are presented. With the colors utilized on the dashboard, you could better talk about the tasks--going well, some cautions, not going so well. That may make it easier to talk about these problems.

Mr. Mallett also stated that if D.C. Water is doing as well as indicated in some of these areas, are the right things being focused on. Something catastrophic can always happen in an organization. As those risks are looked at, how are they managing around those risks? Are they being discussed and is attention being given to them? Mr. Mallett wanted to know if Mr. Kiely and Len Benson, Chief Engineer, think the organizational focus is around the right things. Mr. Kiely stated that they created the goals on a high level. They have accomplished some of the major points and are now focused on the obvious things related to safety. They now have a certification program for all front-line supervisors. Mr. Kiely indicated that at the Board Retreat, they will discuss with the Board what the focus is now, how to revise it and how it will be monitored and tracked. From an operational perspective they are looking at lost time accidents, vehicle accidents, and other safety issues. Until they hit zero with the major metrics, it can never be at 100 percent completed. Safety is something that is constantly revised, ever changing.

Ms. Neiderer responded to Mr. Mallett's suggestion and stated that they have acquired a dashboard type of business intelligence tool that should allow them to present the information in a dashboard style. Another issue is how often the Plan should be revised, annually, every two, or three years. Based on the industry, how often should they be looking at the policies, processes, procedures, and measures?

Goal 7 is focused for the most part on the Washington Aqueduct Study which was completed in 2014 and then there are a few components that were related to taste and odor quality in drinking water. She informed the Committee that that has been completed. Ms. Neiderer stated that they went through a revision process and determined that there are more areas for them to focus on.

Ms. Neiderer explained how they are proposing that Goal 6 and 7 be revised. There were no changes to Goal 6 at the goal and objective level. There were changes at the initiatives and tasks levels. They are now moving into Phase 2, the implementation phase and how they will identify the right metrics and report on those. The changes are outlined in the materials and are found on the website under the agenda for the Committee meeting. Prior to the Board Retreat she will provide additional information to the Committee on revisions.

Ms. Butani raised a question about the wording of the initiative to “Optimize D.C. Water’s Role in Drinking Water Treatment.” Her understanding was that D.C. Water would determine if it wanted to take over water treatment and she does not understand the wording for Goal 7. Biju George, Chief Operating Officer, stated that the intent in drinking water treatment is that D.C. Water be responsible for water from the source to the tap. D.C. Water must be judicial in owning the responsibility. He stated that whether the Washington Aqueduct will be a necessary piece or not, that could come as a later discussion but the focus must be on how well D.C. Water needs to be integrated in day-to-day operations. Ms. Butani wanted to know how everything ties together, Goal 2 and 7; specifically, “compliance with sewer and water systems, permits and regulations. Mr. Kiely explained that they are tied together. The Washington Aqueduct as part of the treatment process, the NPDES Permit and the MS4 Permit all fall under D.C. Water’s jurisdiction. If there is a major spill or problem related to the water side, it falls under there. D.C. Water has to comply with the Safe Drinking Water Act relative to this process and Mr. Kiely said they wanted to acknowledge it in the Strategic Plan. Mr. Kiely said that they were going to send out the revisions. The Retreat will give the Board an opportunity to look at all of the revisions, have some more in-depth discussions and propose revisions.

Mr. Roth stated that he believes these are code words for what he feels are the General Manager’s ultimate objective that D.C. Water take over the Aqueduct. They may not want to state that explicitly here and that is why code words are being used intentionally. He thinks at the Retreat the Board, in consultation with the General Manager and staff, should decide how explicit or not they want to be about that goal. He said they should recognize this, acknowledge it, and see it for what it is and decide whether D.C. Water wants to go down that road.

There being no other comments or questions, Ms. Butani adjourned the meeting.



DISTRICT OF COLUMBIA WATER AND SEWER AUTHORITY

Board of Directors

Audit Committee

Thursday, October 22, 2015

9:30 a.m.

Meeting Minutes

COMMITTEE MEMBERS PRESENT

Nicholas Majett, Chairman
Matthew Brown, Chairman of the Board
Elisabeth Feldt, Committee Member
Bonnie Kirkland, Committee Member
Shirley Branch, Committee Member
Sarah Motsch, Committee Member

INTERNAL AUDIT STAFF PRESENT

Dan Whelan, McGladrey LLP
Jennifer Murtha, McGladrey LLP
Jill Reyes, McGladrey LLP
Kelly Johnson, McGladrey LLP

DC WATER STAFF PRESENT

Biju George, Chief Operational Officer
Randy Hayman, General Counsel
Linda Manley, Secretary to the Board
John Madrid, Controller

EXTERNAL AUDIT STAFF PRESENT

Richard McLean, KPMG
Paul Geraty, KPMG

Call to Order (Item 1)

Mr. Nicholas Majett called the Audit Committee meeting to order at 9:30am.

KPMG Audit Status Update (Item 2)

Mr. McLean, engagement manager from KPMG, presented a status update for the external audit procedures. KPMG was in the field for interim testing procedures in August, and the external audit team is back in the field for final procedures now. Control walkthroughs have been performed for significant process areas. Interim testing has been completed in some process areas. KPMG is currently planning and analyzing audit and risk procedures and the team is reviewing audit documentation. Additionally, KPMG is currently testing general IT controls in the Lawson and Vertex systems. No significant findings or issues have been noted to date.

Review of Internal Audit Status (Item 3)

Mr. Whelan announced that effective October 26, 2015, in an effort to maintain the global consistency of representation seen by its counterparts, McGladrey LLP will be rebranded from McGladrey to RSM.

Mrs. Murtha provided a status update for the Internal Audit Team. Internal audits for FY2015 have been completed except for the IT Vendor Management Audit which is still in progress. The Internal Audit Team has begun overtime and retail rates post-implementation audits.

Ms. Johnson then reported the status of the prior audit findings. Since the last Audit Committee meeting, four additional audit items have been closed, ten have been moved into pending testing status, and five items are still action deferred. Of the action deferred items, three are policy and procedure related and two are business process improvements. 32 prior audit items remain open, which includes pending testing and action deferred items.

Mrs. Reyes presented a progress report for the retail rates pre-implementation internal audit. As of October 1, 2015, the Authority went live with the new retail rates structure. Prior to October 1, all rates were the same across property classifications. Thus, a bigger risk exists related to classification now that the new rate structure has been rolled out. Mrs. Reyes reported that management identified the highest risk category for revenue impact by premise type. 9,000 properties were identified, with a high concentration of Multi-Family premises. The Internal Audit Team reviewed accounts for proper classification in order to validate correct categorization in the Authority's records. 1,300 accounts were reclassified as a result of the work performed by management. Validation efforts will be continued in the post-implementation phase. The Internal Audit Team also reviewed management's validation of meter sizes, which drive the new WSRF fee billed to customers. Additionally, the Internal Audit Team reviewed existing business rules and made recommendations where applicable. The team will continue to review as the Customer Care division continues to update rules.

Mrs. Reyes reported that McGladrey had an IT Team observe pre-live testing to confirm that the User Acceptance Testing was done correctly. There were no material exceptions to this testing. Recommendations for changes to operating procedures and additional data clean-up items were addressed.

Ms. Johnson introduced the retail rates post-implementation internal audit work. Invoice mailings were all suspended by one day as Finance, Customer Service and Internal Audit all conducted testing to verify the accuracy of customer bills. Ms. Lauren Preston, Customer Service Director, stated that no material exceptions were noted during the testing of well over 500 invoices. An analysis of Accounts Receivable collection and aging as a result of the rate change as well a revenue impact assessment related to the data

Review of Internal Audit Status (Item 3) - continued

clean-up efforts and potential impact of meter downsizing will be performed now that retail rates are in the post-implementation phase. The Internal Audit Team will also conduct a phase II review of the retail rates implementation plan with continued invoice testing after a full 30 days of implementation, and an analysis of billing adjustments made during October. A customer billing and collections internal audit will occur in the spring.

Ms. Johnson then gave a brief update on hotline calls. Since the last Audit Committee meeting there have been two additional calls, four cases have been closed, and three cases remain open. In FY2015 overall, 16 calls were received, seven of which were identified as fraud claims, and 13 cases were closed.

Mr. Whelan spoke to the Internal Audit Team accomplishments during FY2015. Mr. Whelan also walked through the Internal Audit methodology and risk assessment process that determines the proposed audit plan going forward.

Mrs. Reyes highlighted the FY2016 proposed Internal Audit plan.

Blue Horizon 2020 Strategic Plan Update (Item 4)

Ms. Sarah Neiderer gave an overview of the Blue Horizon 2020 Strategic Plan, which was implemented in May 2013. Ms. Neiderer reported specifically on the implementation progress and proposed revision of Goal 9. Goal 9 states that the Authority aims to “enhance operating excellence through innovation, sustainability and adoption of best practices”. There is a proposal to change some objectives for this goal, focusing on innovation and how best practices are adopted. These revisions will be proposed at the next Board Meeting. Currently, progress for Blue Horizon is based on percentage of tasks complete. Moving forward, progress will instead be measured by performance outcome metrics.

Executive Session (Item 5)

There was no motion to move into Executive Session.

Adjournment (Item 6)

The Audit Committee meeting adjourned at 10:13 a.m.



**DISTRICT OF COLUMBIA
WATER AND SEWER AUTHORITY
Board of Directors**

Finance and Budget Committee

Thursday, October 22, 2015

11:04 a.m.

MEETING MINUTES

Committee Members in Attendance

Timothy L. Firestine, Committee Chairperson
Matthew Brown, District of Columbia
Obiora “Bo” Menkiti, District of Columbia
Sarah Motsch, Fairfax County
Adam Ortiz, Prince George’s County

DC Water Staff

George Hawkins, CEO/General Manager
Robert Hunt, Director, Finance
Gail Alexander-Reeves, Director, Budget
Meena Gowda, Principal Counsel
Liliana Maldonado, Director, Engineering
Sarah Neiderer, Strategic Planning Officer
Tanya DeLeon, Manager, Risk
Thomas Kuczynski, Chief Information Officer
Linda Manley, Secretary to the Board

Other Presenters & Guests

Dan Hartman, PFM

Call to Order

Chairperson Timothy L. Firestine called the meeting to order at 11:04 a.m.

September 2015 Financial Report

Ms. Gail Alexander-Reeves, Budget Director, provided an executive summary of the operating revenues, expenditures and capital disbursements. Ms. Reeves thanked the Committee for their continuing strong oversight of DC Water’s operations and financial performance. As a result, DC Water ended the fiscal year 2015 with strong financial performance and on target with previously reported year-end projections in all areas. Total revenues were slightly above budget at \$546.1 million or 101.0 percent; operating expenditures were below budget at \$458.2 million or 89 percent and capital disbursements totaled \$589.2 million, or 94 percent of budget.

Referring to the Executive Summary Highlights of the report, Ms. Reeves noted that DC Water issued \$350 million in tax-exempt fixed rate bonds, which includes a second green bond issuance of \$100 million and indicated the FY 2015 financial statements audit is currently underway. Ms. Reeves also advised the CEO/GM’s Proposed FY 2017 Budget Workshop will be presented immediately following the November 5, 2015 Board meeting. A Wholesale Customer briefing of the budget proposal is scheduled for November 20, 2015.

In response to Mr. Firestine's request for further explanation of the higher than expected capital labor charges, Ms. Reeves explained the process for tracking and monitoring of these costs. The process begins with the engineering department providing an estimate of capital direct and indirect cost estimates for projects underway in the beginning of each fiscal year. Staff monitor costs throughout the year and at year-end, the accounting department audits costs to determine the actual costs for capital labor.

Next, Mr. Robert Hunt, Treasury and Debt Manager, referred to the Cash Flow Summary of the report, which tracks expenses and revenues against the 10-year plan. Mr. Hunt reported that at the end of September, the beginning balance for the Operating Surplus totaled \$111.4 million, which was used to restore the \$7.5 million withdrawn from the Rate Stabilization Fund. The \$7.5 million was restored with an additional \$10 million. The balance of the Rate Stabilization fund was \$32.5 million at the end of the year. The remaining surplus was used to fund Pay-Go.

Series 2015 A/B Bond Issue Update

DC Water's financial advisor Mr. Dan Hartman, Managing Director, Public Financial Management (PFM), presented an update on the plan of finance and recent bond sale. On October 15, DC Water closed on the bond sale for the Series 2015 A/B bonds in the amount of \$350 million - \$100 million in green bonds for Clean Rivers and \$250 million for other capital projects. The combined interest rate was 3.89% (TIC). The green bond issuance was the second for the Authority and was well received in the marketplace allowing DC Water to lower the yields.

Mr. Hartman also discussed the very successful investor conference held in DC. The conference was a joint effort by the DC Government, Metropolitan Airport Authority, Metro and DC Water to present each organizations' credentials to those in attendance. At the conference, DC Water held one-on-one meetings with six individual investors and conducted a tour of the Blue Plains facilities for ten investors. Mr. Hartman further commented on the Extendable Municipal Commercial Paper (EMCP) program, a new variable rate product being undertaken by the Authority and the Forward Purchase Agreement being executed to gain interest on debt service payments. Both projects are expected to be completed in the next few weeks.

Blue Horizon 2020 Progress

Ms. Sarah Neiderer, Strategic Planning Officer, briefed the Committee on the Authority's proposed revisions to the Blue Horizon 2020 Strategic Plan. A more comprehensive review will be provided at the Board Retreat on November 18, 2015. Ms. Neiderer continued with a brief overview of the Plan's implementation progress and proposed revisions to Goal 5 (*Assure Financial Sustainability and Integrity*). All objectives of Goal 5 are 100 percent complete, with the exception of Goal 5.1 (*Develop alternative revenue sources and achieve realistic revenue projections*), which is at 85 percent completion.

Staff recommends the following changes to Goal 5 and its' Objectives:

- Goal 5 (*Promote Financial Sustainability Integrity and Responsible Resource Allocation*)
- Objectives
 - Achieve treasury, debt and risk management objectives
 - Achieve an affordable and fair rate structure
 - Ensure robust internal controls at DC Water

- Ensure timely preparation, adoption and administration of DC Water's operating and capital budgets
- Ensure integrity of DC Water's Financial Systems

The revised Plan is expected to go before the full Board for approval within the next few months.

Capital Improvement Program Quarterly Report

Ms. Liliana Maldonado, Director of Engineering and Technical Services, reported that current projections for the end of FY 2015 is in the 5 percent range. The 3rd Quarter projected CIP disbursements are \$539,723,000, which is 8 percent below the baseline disbursement projections of \$585,182,000. Projected disbursements for all major program areas were as follows: Wastewater (\$194,956,000); Combined Sewer Overflow (\$247,048,000); Storm Water (\$885,000); Sanitary Sewer (\$37,382,000); and Water Services (\$59,452,000).

Ms. Maldonado briefed the Committee on recent improvements to the Key Performance Indicators (KPIs) within the report which should make it easier to track project performance. In response to Mr. Firestine's question regarding the accuracy of the project delays, Ms. Maldonado explained that each project's milestones and contractual requirements are tracked monthly with constant follow-up with project managers and the contractors.

Risk Management Update

Update on ROCIP 4 Insurance Implementation

Ms. Tanya DeLeon, Risk Manager, reported that ROCIP (Rolling Owner Controlled Insurance Programs) has successfully completed its eleventh year as of October 15, 2015. Ms. DeLeon provided a brief overview and progress update on ROCIP. ROCIP I, II and III are multi-year programs which started in 2004. With a few exceptions (approved by the carrier), ROCIP III project enrollment ends November 15, 2015.

Ms. DeLeon briefed the Committee on ROCIP's program goals And shared the following performance highlights:

- a. 85 ROCIP II & ROCIP III projects are enrolled to date
- b. 1,216 ROCIP II & ROCIP III contractors are enrolled to date
- c. 36 Prime contractors are MBE/WBE/LBE/LSBE certified
- d. Insurance Cost Savings Opportunity of over \$22 million

Ms. DeLeon concluded her ROCIP report with a recommendation to move forward with total insurance cost (pay-in) for ROCIP IV primary program with \$200 million excess liability insurance protection to accommodate CIP construction.

Cyber Insurance Update

In light of the many cyber compromises around the globe, DC Water has undertaken a full review of its cyber protections. Staff is currently finalizing negotiations to purchase dedicated coverage for third-party cyber liability, notification/credit monitoring and other First Party Coverage. Staff is expecting to purchase coverage in October.

Mr. Ortiz inquired if any public utility companies have been targeted. Mr. Hawkins responded that DC Water has been attacked but unsuccessfully, and Mr. Thomas Kuczynski, Chief Information Officer, provided additional information regarding the cyber attacks.

Action Items

The Committee recommended to move the ROCIP IV Insurance Premium to the Board for approval.

Follow-up Items

None.

Executive Session

The meeting moved into Executive Session at 11:50 AM.



MANAGER'S

ber 201

Table of Contents

Message from the CEO/GMI

Organizational Performance Dashboardi

Financial Highlights1

 Financial Performance Summary 1

 Revenues and Operating Expenses 2

 Capital Spending..... 2

 Operating Cash and Receivables 3

 Investment Earnings..... 3

 Investment Yield..... 4

Customer Care and Operations Highlights.....5

 Customer Service 5

 Fire Hydrants..... 6

 Permit Processing..... 7

Low Income Assistance Program.....8

 SPLASH Program..... 8

 Customer Assistance Program(CAP) 8

Operational Highlights9

 Drinking Water Quality..... 9

 Waste Water Treatment 10

 Water Distribution Operations..... 11

 Water Balance 11

 Sewer System Operations 12

 Combined Sewer System..... 12

 Human Resources 13

 Electricity Usage Summary..... 14

 Electricity Usage by Service Area 14

 Safety 15

 Vendor Payments 15

Interpretation of Charts A

Color Key

Red	Did not meet Target
Yellow	Missed Target but within acceptable range
Green	Met/Exceeded Target
Gray	Budget/Target Value
<transparent>	Green/Yellow/Red based on comparison

Message from the CEO/GM

Greetings to the Board! I am not with you at the Board meeting for only the second time since I have been General Manager. However, I am pleased to leave you in the capable hands of our Chief Financial Officer Mark Kim and the rest of the Executive Team. October has been busy.

Finance

Mark Kim and his team successfully marketed \$350 million in debt to provide funding for our capital programs. These funds included the second certified green bond in our history to raise \$100 million for the Clean Rivers Project. We also raised funds to support our entire capital improvement program. A unique feature of this financing project was a focus on retail sales of our bonds to connect our work to local investors. Many of you may have heard our public service announcement on WTOP or other venues touting this opportunity. This was one more effort to connect our work to the people we serve. I congratulate the entire team who delivered on this effort for us under volatile market conditions, including Finance Director Bob Hunt.

Rates

We are now almost one month into the fundamentally new rate structure that came into effect on October 1. We segregated bills after the rate change implementation to perform one final test before sending bills out to our customers. I am delighted to report that no errors were found and a full set of bills were sent to each customer classification that were accurate for the billing period. We will continue to monitor customer bills until every customer is billed a full month of WSRF fees because of the significant changes made to our rate structure. I find it hard to overstate how this effort has been an all-hands-on-deck for our customer service, IT and finance departments – and I want to particularly tip my hat to AGM Charles Kiely and his management team for working through the entire customer information system to prepare it and deliver on this change. We will continue to report to the Retail Rates Committee about implementation lessons that we learn, and any further corrections that are necessary.

2017 Budget

CFO Mark Kim will provide an overview of the proposed 2017 budget and the associated 10-year financing plan in an all-board briefing immediately after the Board meeting. Development of this budget was probably the most intensive process I have seen since I joined the enterprise and includes the first reductions in our capital plan reflecting the conclusion of the highest planned years of capital spending in our history. I will not steal some of Mark's thunder on the budget, but we will ask the District members of the Board to consider a two-year rate schedule that is lower than what we projected even last year – and will require an even higher level of budget discipline from DC Water.

For new Board members, the Board approves a proposed budget in December and we transmit that budget and associated rate proposal to the District for inclusion in the submission to Congress. In essence, this approved budget forms a ceiling for our proposed budget for the relevant years – because to go above the approved level would require an additional submission to Congress (something possible, but to be avoided.) We engage in an extensive outreach program in the spring along with continuing to refine the budget with the Board. After a formal public hearing on the rates in May, the Board makes final decisions about the budget and rates in July of next year, which then become effective on October 1, 2016. Again, Mark and his team

Message from the CEO/GM

have been stellar – and the Executive Staff and their teams have engaged in thoughtful, intense and ultimately constructive budget exercises to reach this point.

Bailey Bioenergy Facility

I am certain the Board has heard about the spectacular event we held on October 7 to commission the new Bailey Facility – named after our own recently retired Walt Bailey. I am grateful for the Board members who attended – Nick Majett, Dave Lake, Alan Roth, Howard Gibbs – and for Board Chair Matt Brown offering remarks, including a challenge to create a marketable organic based soil amendment from our Class A biosolids. I hope the Board has a sense of the reverberations that are cycling through our industry world-wide due to this project. Rarely has one project captured the imagination of the people we serve to this extent and achieved so many benefits. Moreover, it reflects the capability of a public agency to be a leader in research, leader in innovation, leader in procurement, and ultimately, a leader in performance on water quality, air quality, climate change and green energy. I hope the Board understands how much their actions – from careful review over many, many years to the courageous decision to support this direction – was instrumental and fundamental to our collective success. There are far too many people and organizations for me to thank here, but let me single out Past Board Chair Willy Walker and long serving Board member Dave Lake for their personal leadership on this project, and to Walt Bailey, Len Benson, Aklile Tesfaye, Salil Khakar, Chris Peot and Sudhir Murthy for their extraordinary work.

Board Retreat

We have been hard at work with Board Chair Matt Brown and Strategic Planning Chair Bo Menkiti to develop an exciting agenda for November 18. We recognize that we have a Board that is comprised of some veterans that have a deep history with DC Water and some members who have recently joined. We seek to divide the day into several categories of focus: time for the Board to talk among themselves and identify key issues; time for the Executive Team to present how we seek to integrate strategic thinking and measures into our regular reports, with time for discussion; and time for us to discuss in particular some of the new revenue concepts we are considering for DC Water that are matched with some exciting new business models. I believe we will have an invigorating day, will have ample time to grapple with the challenges and opportunities that are before us, and some invaluable time to enable us to get to know one another better. I hugely look forward to the day.

External Affairs

On Oct 7, 2015, DC Water welcomed dignitaries, environmentalists, media, engineers and a host of others to celebrate the dedication and commissioning of the thermal hydrolysis/anaerobic digester facilities at the Blue Plains plant, dedicated as the Bailey Bioenergy Facilities.

Speakers included:

- District of Columbia Mayor Muriel Bowser
- Acting Deputy Administrator Stan Meiburg, EPA
- Congresswoman Eleanor Holmes Norton
- Deputy Assistant Secretary Kathleen Hogan, US Department of Energy
- DC Councilmember Mary Cheh
- Director of the District Department of Energy and Environment Tommy Wells
- Chairman of DC Water Board of Directors Matthew Brown

Message from the CEO/GM

- DC Water CEO and General Manager George S. Hawkins

Government Relations

On October 9, 2015 DC Water hosted three senior Democratic staff members from the U.S. Senate Committee on Appropriations for a tour of the First Street Tunnel construction site. The tour included a detailed project overview and a visit inside the 160 foot deep shaft. The visitors were also able to see the “Lucy” tunnel boring machine in action as it laid concrete tunnel segments. The participants enjoyed the visit and remain supportive of the Clean Rivers Project. The FY15 federal payment for the project remains unknown as Congress debates a long term funding bill.

Marketing

As part of the Communications Plan for the implementation of DC Water’s new rate structure, External Affairs produced and aired a public service announcement that aired on Comcast TV networks and prominent websites. During the course of this 1-month campaign, which wrapped up on September 27:

- 476,000 television viewers saw the ad while watching television
- 197,000 people saw the ad online and 611 chose to watch the video (0.57% engagement rate. That is good. The average is 0.03%)
- 69,000 people saw the ad before watching an on-demand video
- 479 people clicked on the online ad to go to our website for more information – one of the primary goals of the campaign

Media Relations

The digester ceremony generated tremendous press coverage for DC Water. Many media outlets came to the event and others picked up the press release. OEA put the press release and photos out over PR Newswire and hundreds of stories resulted, as far away as Australia. Katie Shaver did a Metro section cover piece that ran with the graphic online. It spurred interest from Kojó Nnamdi, CBS Evening News with Scott Pelley, Associated Press Television and Voice of America among others.

Press Releases issued:

- DC Water Issues \$350 Million in Bonds for Capital Projects
- DC Water leverages technology first in North America to generate clean, renewable energy from wastewater
- DC Water prepares for storms and distributes sandbags for Bloomingdale and LeDroit Park residents

Drinking Water Marketing and Communications

- OEA and the Office of Emergency Management promoted TapIt Metro D.C. and DC Water’s Drink Tap campaign at George Washington University’s annual Health and Safety Expo.
- OEA organized a social media workshop with regional water utilities to discuss campaign coordination opportunities, such as TapIt and emergency preparedness.

Message from the CEO/GM

- DC Water coordinated with regional water utilities to promote the National Drug Take Back Initiative; communication efforts included social media and a joint press release with Council of Governments and the DC Metro Police Chief's Committee.
- OEA coordinated communication efforts during the regional response to the Potomac River latex chemical spill, which included the development of key customer messages and a staff email.
- OEA provided drinking water quality information to seniors at the Green Valley Senior Living Center.
- OEA participated in a national messaging campaign to raise awareness about emergency preparedness, including emergency water storage recommendations.

Meetings/Presentations/Events

- DC Water participated in Back-To-School Night at Anne Beers Elementary School, during which staff hosted an environmental education exhibit.
- At the request of DC Water Board Member Brenda Richardson, DC Water participated for a first time this year in a World Water Monitoring Day event hosted by Earth Conservation Corps. In addition to refreshing tap water served in coolers, DC Water also hosted an Environmental Information table which included the Water trivia wheel.
- As one of the event's main attractions, DC Water returned to participate in this year's H Street Festival, keeping well over 100,000 spectators and participants hydrated and entertained with its Quench Buggy, Cooling Station, popular giveaways (including 800 water bottles and dog water bowls), and Water Quality and other information.
- In support of the Capital Bikeshare Bike-In Birthday Movie at Yards Park, DC Water donated its water coolers for use during the event.
- As one of the event's main attractions, DC Water returned to participate in this year's Fiesta DC Festival, keeping well over 100,000 spectators and participants hydrated and entertained with its Quench Buggy, Cooling Station, popular giveaways (including 800 water bottles and dog water bowls), and Water Quality and other information.
- Participated in a meeting at H Street Country Club to discuss the Linden Court Alleyway Construction Project where we have partnered with DDOT to replace a small diameter water main.
- As an innovative outreach measure in support of DC Water's Green Infrastructure program, members of the DC Clean Rivers Project-Green Infrastructure team held a free DC Green Infrastructure/Water Bioretention Workshop at Wangari Community Gardens in Northwest DC, during which the team instructed local area residents and stakeholders of the Wangari Community Gardens on the process of building a bioretention planter.
- In support of the Barracks Row Main Street's annual Barracks Row Fall Festival, DC Water attended this event for a first time this year and deployed its equipment (backhoe) for display during the truck touch portion of the Festival.

Message from the CEO/GM

- For a first time this year, DC Water participated in the 125th Anniversary Celebration of Rock Creek Park Day, keeping well over 3,000 spectators and participants (staff, families and friends of National Park Service) hydrated and entertained with its Quench Buggy, Cooling Station, popular giveaways (including 600 water bottles and dog water bowls), and Green Infrastructure and other information.
- DC Water provided an update on the Consent Decree Modification to its DC Clean Rivers Project during the September monthly meeting of ANC 5A.
- DC Water returned to provide refreshing tap water via water coolers for this year's DC One Fund Kickoff Event, held at 441-4th Street NW (Old Council Chambers).
- DC Water hosted a public meeting to present to community stakeholders next steps for Green Infrastructure (GI) program implementation, and seek input on potential locations to implement these GI practices.
- As part of its Environmental Education program, DC Water provided an Environmental Lesson at Somerset Prep DC in Southeast DC, discussing the value of water in our daily lives.

Customer Newsletter

Celebrating National Preparedness Month, the September issue was dedicated to emergency preparedness with stories on how much water to store, sign up for a FEMA emergency app, how to find out important information about water and sewer during an emergency, and an introduction to the emergency command center. The GM Message also focused on DC Water's emergency preparedness and response.

Social Media

Twitter	9/1-10/1	Growth since 10/1/14	% growth since 10/1/14
New Followers	280	4,195	71%
Total Followers	10,998	4,195	
Mentions	510	8,232	n/a
Retweets	285	4,666	n/a
Facebook			
New Fans	29	456	30%
Total Fans	1971	456	
Impressions	52.7K	819.5K	N/A
Users	25.1K	375.7K	
Interactions	0.7K	10.4K	
Instagram			
New Followers	21	386	1040%
Total Followers	427	386	1040%
Likes	282	n/a	
Comments	13	n/a	

Message from the CEO/GM

Tours







- 5 environmentalists from Inspire Green
- 25 college students from various schools
- 23 international guests hosted by the State Department
- 4 guests from US AID
- 50 students from the University of Maryland Environmental Science
- 20 Finance Green Bond Investors
- 8 George Mason EMBA students
- 25 graduate students from Johns Hopkins University
- 10 guests from GSA
- 8 guests from Hong Kong
- 20 students from the University of Maryland

ORGANIZATIONAL PERFORMANCE DASHBOARD (SEPTEMBER, 2015)

Financial Highlights

Net Operating Cash Actual 104753 Target 46920 (\$ tho)	Operating Revenues Actual 546 Target 543 (\$ mil)	Operating Expenses Actual 458 Target 516 (\$ mil)	Capital Disbursements Actual 589 Target 625 (\$ mil)
Operating Cash Balance Actual 163 Target 126 (\$ mil)	Delinquent Account Receivables Actual 2 Target 3 (%)	Core Investments Yield Actual 0.95 Target 0.61 (%)	Short Term Investment Yield Actual 0.43 Target 0.0 (%)

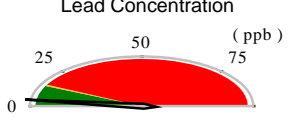
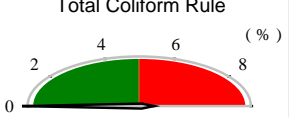
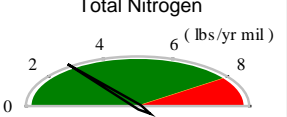
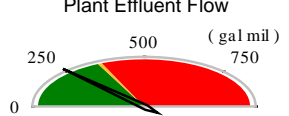
Customer Care and Operations Highlights

Call Center Performance  Sep 88 85 (% of calls rec)	Command Center Performance  Sep 92 85 (% of calls rec)	First Call Resolution  Sep 81 75 (% of calls rec)	Emergency Response Time  Sep 100 90 (% of calls rec)
Fire Hydrants out of Service  Sep 56 96 (count)	Fire Hydrant Insps. and Maint. 8 (count)	Fire Hydrants Replaced  Sep 117 250 (YTD count)	Permit Processing within SLA 89 (%)

Low Income Assistance Program

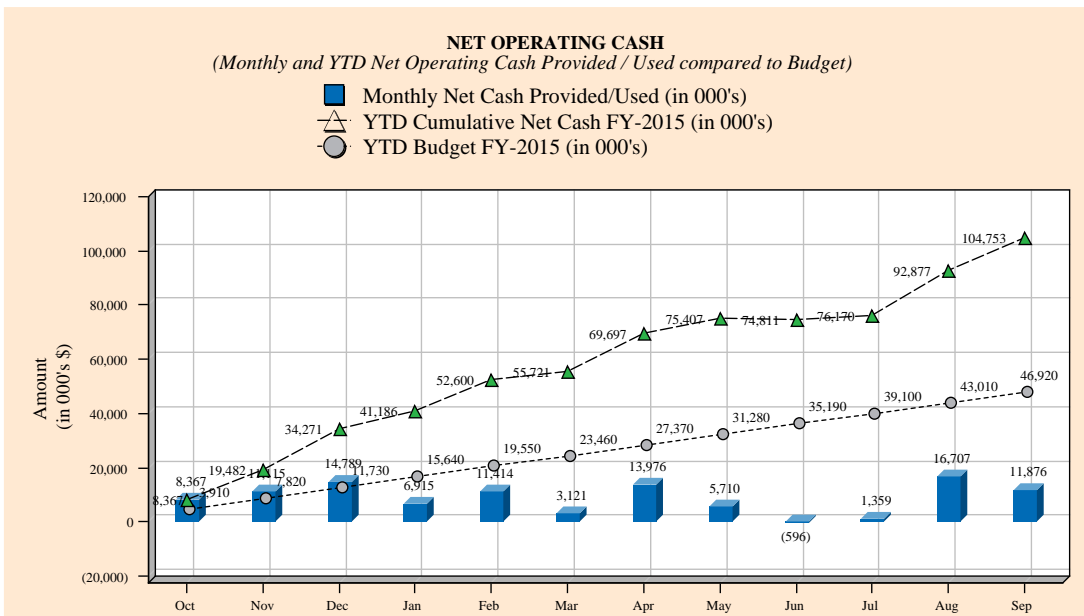
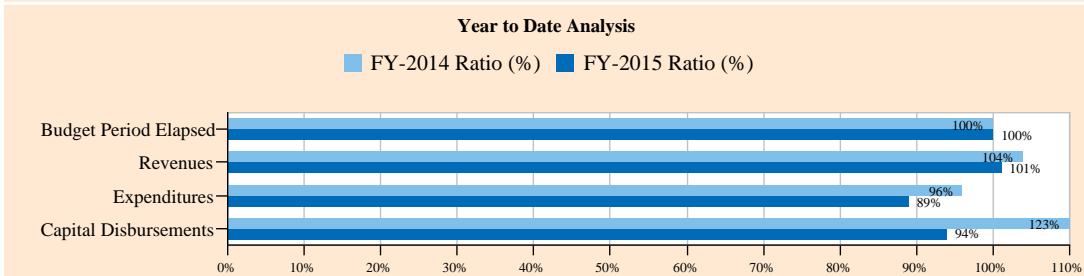
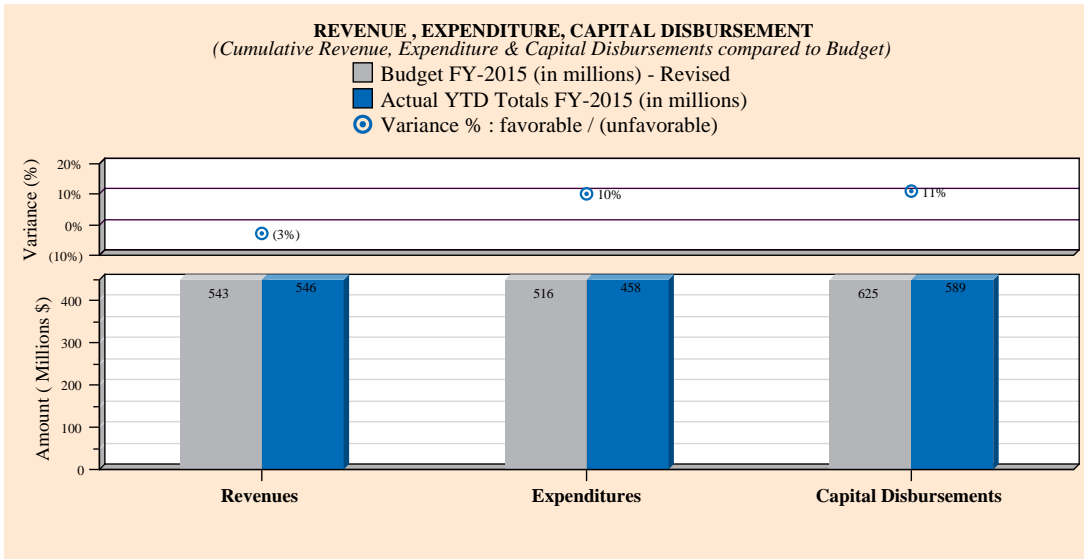
Splash Contributions Actual 116 Target 80 (\$ tho)	Customer Assistance Program Previous 95 Current 115 (\$ tho)
---	--

Operational Highlights

Lead Concentration  25 50 75 (ppb)	Total Coliform Rule  2 4 6 8 (%)	Biosolids Production 410 (wet tons)	Total Nitrogen  2 4 6 8 (lbs/yr mil)
Plant Effluent Flow  250 500 750 (gal mil)	Excess Flow 31 (gal mil)	Water Main Leaks 20 (count)	Water Valve Leaks 1 (count)
Non-Revenue Water Sold 9 Purchased 13 (CCF mil)	Sewer Main Backups 7 (count)	Sewer Lateral Backups 222 (count)	Dry Weather CSO 0 (events)
Recruitment Activity Filled 26 Open 76 (count)	Electricity Usage 16664 (MWh)	Employee Lost Time Accidents 10 (count)	Vendor Payments Actual 97 Target 97 (%)

FINANCIAL HIGHLIGHTS

FINANCIAL PERFORMANCE SUMMARY



Net cash to date for September was above budget by \$58 Million

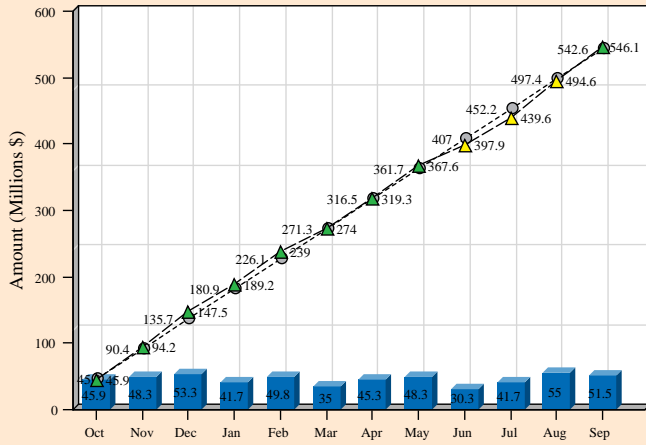
FINANCIAL HIGHLIGHTS

REVENUES AND OPERATING EXPENSES

OPERATING REVENUES

Monthly & Cumulative Revenue compared to YTD Budget

- Actual Monthly Revenue
- △ YTD Cumulative Revenue FY-2015
- YTD Cumulative Budget FY-2015

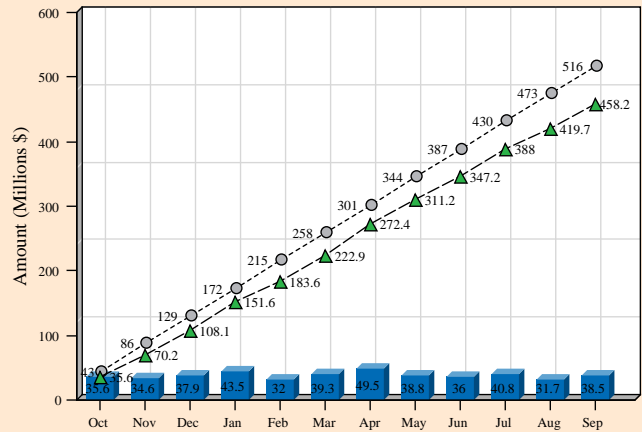


Revenue to date for September was above budget by \$4 Million

OPERATING EXPENSES

Monthly & Cumulative Expenditure compared to YTD Budget

- Actual Monthly Expenses
- △ YTD Cumulative Expenditure FY-2015
- YTD Cumulative Budget FY-2015



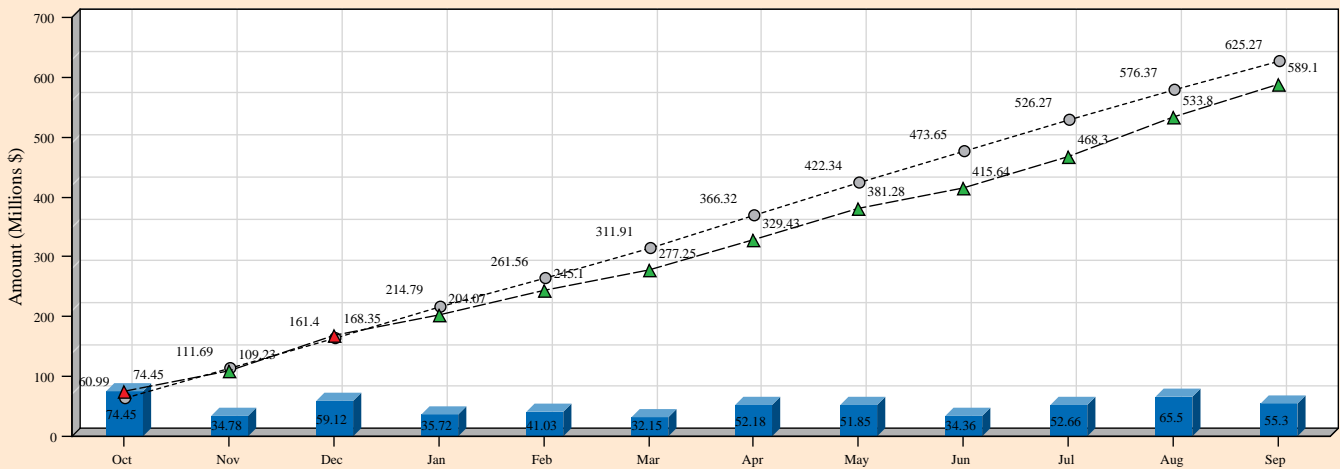
Expenditure to date for September was below budget by \$58 Million

CAPITAL SPENDING

CAPITAL DISBURSEMENTS

Monthly & Cumulative Disbursements compared to YTD Budget

- Actual Monthly Disbursements
- △ YTD Cumulative Disbursements FY-2015
- YTD Cumulative Budget FY-2015



Disbursements to date for September were below budget by \$36 Million

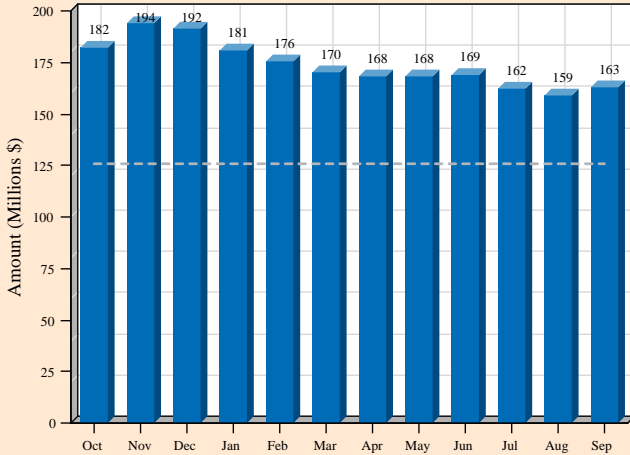
FINANCIAL HIGHLIGHTS

OPERATING CASH AND RECEIVABLES

OPERATING CASH BALANCE

Average Daily Cash Balance compared to Operating Reserve Target

- Actual Cash Balance
- - - Operating Reserve Target - (126 Million)

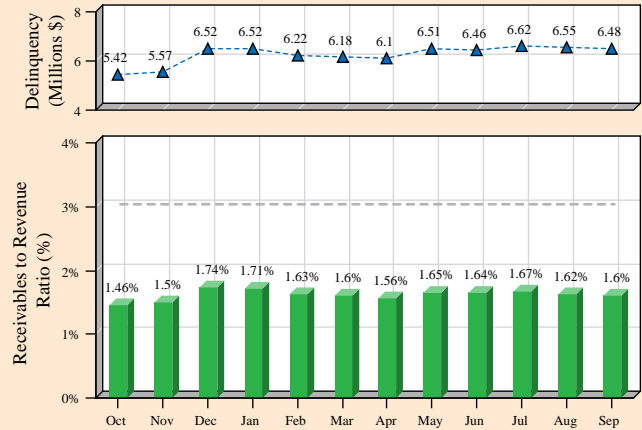


Cash Balance for September was above target by \$38 million

DELINQUENT ACCOUNT RECEIVABLES

Delinquency & Receivables to Revenue Ratio compared to Target

- Receivables to Revenue Ratio
- ▲ Delinquencies (in millions)
- - - Target: Receivables to Revenue Ratio (3%)



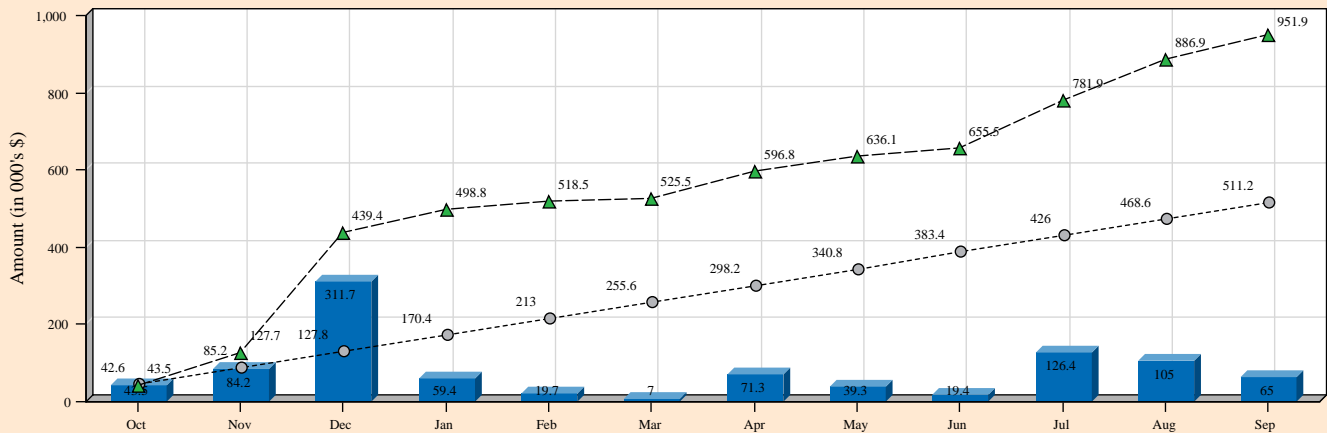
September Receivables to Revenue Ratio 1.6%, Delinquency \$6.5 Million

INVESTMENT EARNINGS

INVESTMENT CASH EARNINGS

Monthly & Cumulative Earnings compared to YTD Budget

- Monthly Earnings (in 000's)
- ▲ YTD Cumulative Earnings FY-2015 (in 000's)
- YTD Cumulative Earnings Budget FY-2015 (in 000's)



Earnings to date for September were above Projected Budget by \$441,000

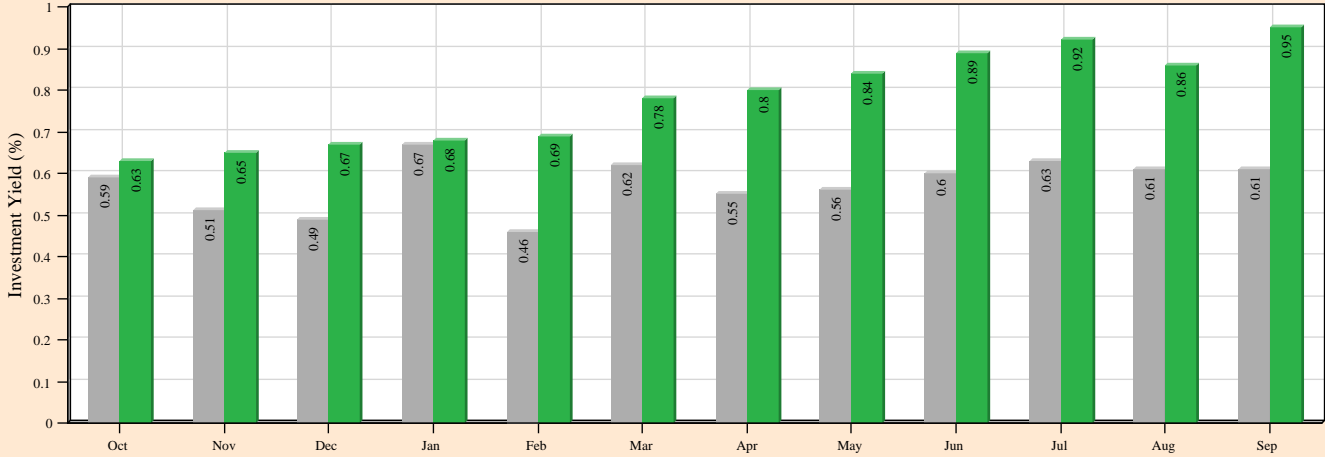
FINANCIAL HIGHLIGHTS

INVESTMENT YIELD

CORE INVESTMENTS YIELD

Monthly Yield compared to Merrill Lynch Benchmark

- Actual Monthly Yield (%)
- Merrill Lynch 1-3 Year Treasury Index - Book Value (%)

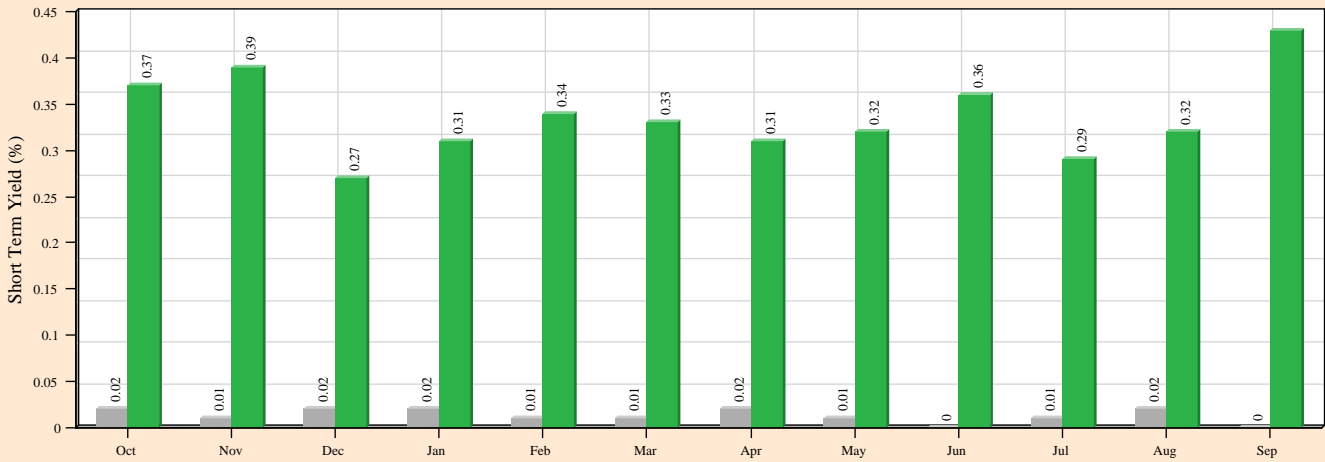


Yield for September was higher than the treasury index by 0.34%

SHORT TERM INVESTMENT YIELD

Short Term Yield compared to Merrill Lynch Benchmark

- Actual Monthly Yield (%)
- Merrill Lynch 3-Month Treasury Index - Book Value (%)



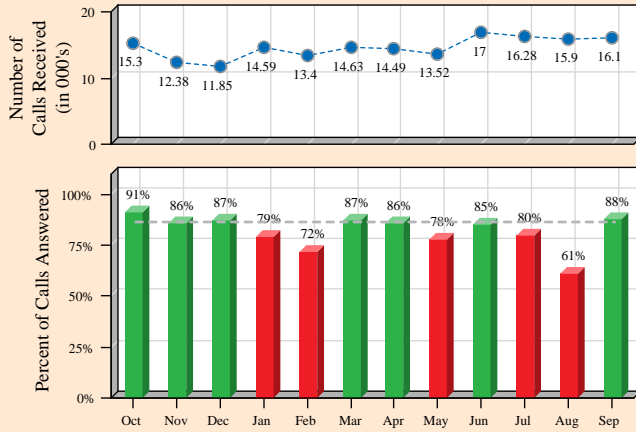
Short Term Yield for September was higher than the Merill Lynch yield by 0.43%

CUSTOMER CARE AND OPERATIONS HIGHLIGHTS

CUSTOMER SERVICE

CALL CENTER PERFORMANCE
Calls Answered within 40 Seconds compared to Target

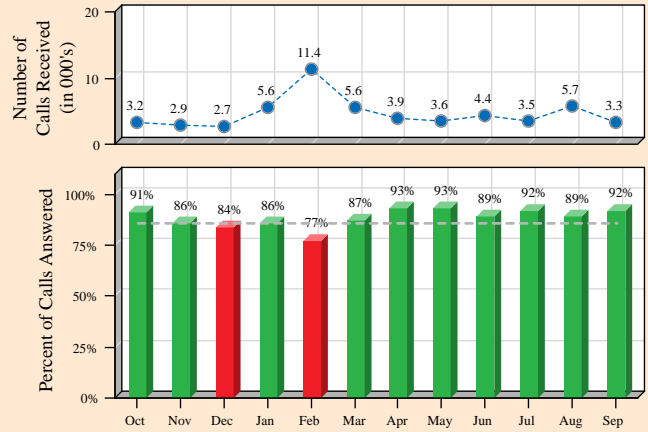
- Call Center: Calls answered (%)
- No of Calls - Call Center (in 000's)
- Target -Call Center (85%)



Performance for September was above target by 3%

COMMAND CENTER PERFORMANCE
Calls Answered within 40 Seconds compared to Target

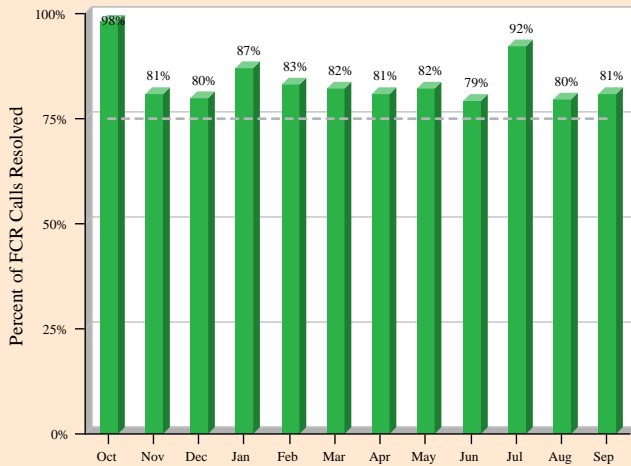
- Command Center: Calls answered (%)
- No of Calls - Command Center (in 000's)
- Target -Command Center (85%)



Performance for September was above target by 7%

FIRST CALL RESOLUTION (FCR)
Calls resolved on first contact compared to Target

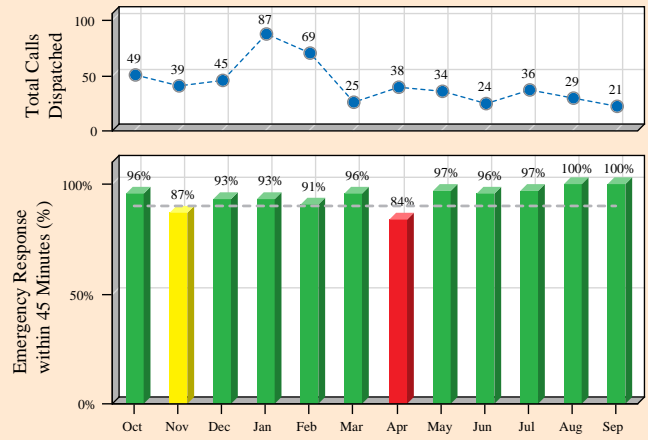
- FCR (%)
- FCR Target (75%)



Performance for September was above target by 6%

EMERGENCY RESPONSE TIME
Calls responded to within 45 Minutes compared to Target

- Response (%) within Target
- Total Emergency Calls Dispatched
- Response Target (90%)



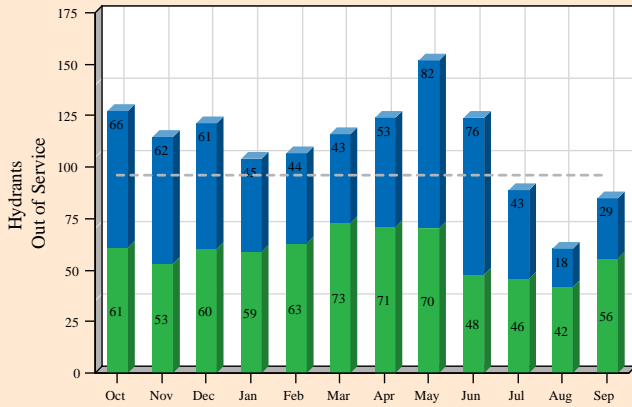
Performance for September was above target by 10%

CUSTOMER CARE AND OPERATIONS HIGHLIGHTS

FIRE HYDRANTS

FIRE HYDRANTS OUT OF SERVICE (OOS)
Total Hydrants Out of Service against Target

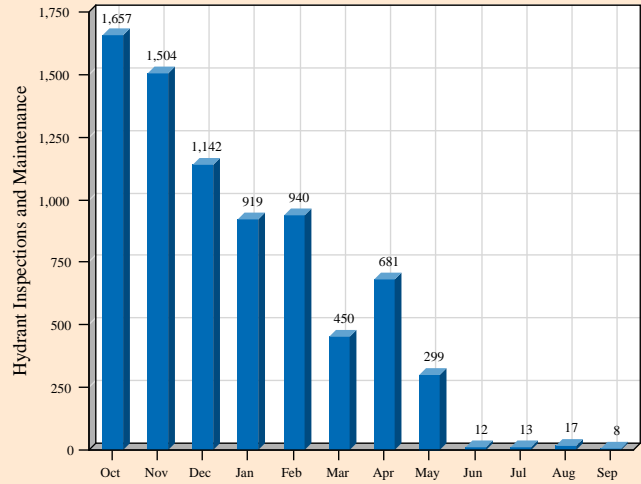
- Out of Service Fire Hydrants (Defective OOS Hydrants)
- In-Operational - OOS Due to Inaccessibility or Temporary Work
- Out of Service Hydrants Target (96)



Fire Hydrant Inspections and Maintenance

Total Hydrant Inspection and Maintenance Work Orders Completed per Month

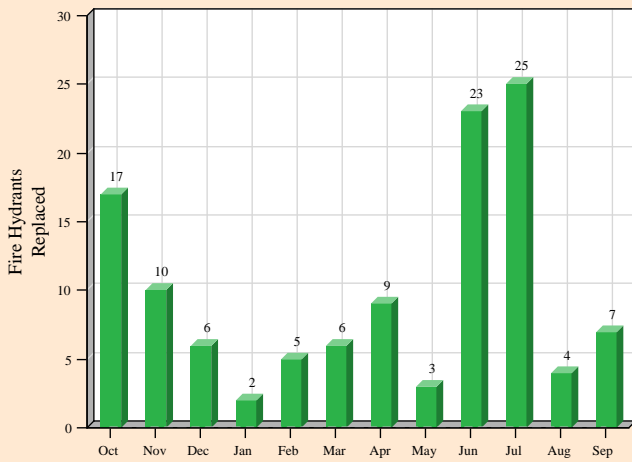
- Hydrant Inspections and Maintenance



FIRE HYDRANT REPLACEMENTS

Total Hydrants Replaced per Month

- Hydrants Replaced
- Annual Replacement Target (250)



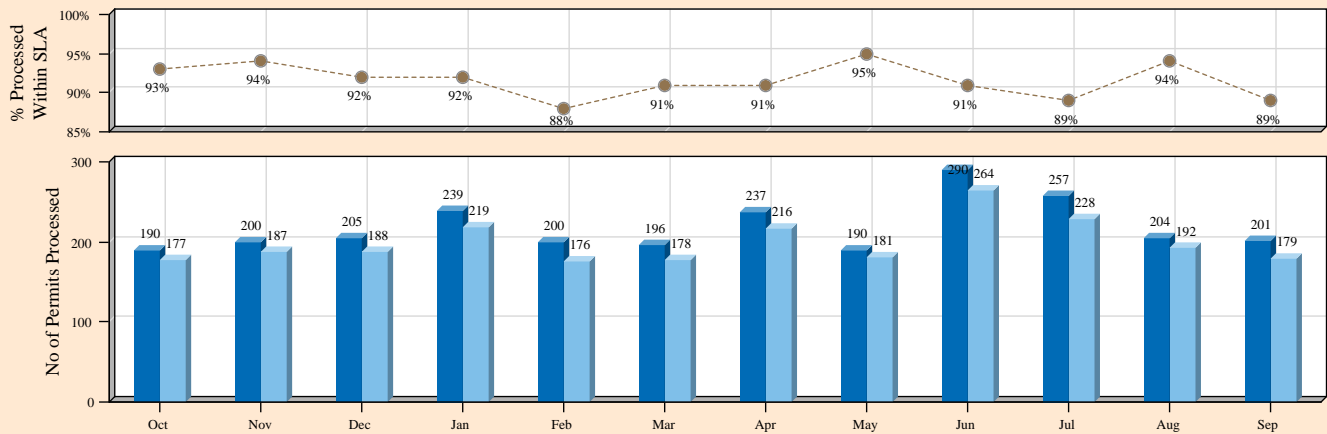
Total replacements as of September were 117 against annual projections of 250

CUSTOMER CARE AND OPERATIONS HIGHLIGHTS

PERMIT PROCESSING

TOTAL APPLICATIONS PROCESSED WITHIN SERVICE LEVEL AGREEMENT (SLA)

- Total No of Applications Processed
- Total No of Applications Processed within SLA
- Percent (%) Processed within SLA



SLA Examples: Raze Permit - 14days, Sheeting and Shoring - 14 days, Preliminary Plan Review - 45 days

Permits not processed within SLA in September were 11% Note that different SLA's range from 7 days to 45 days

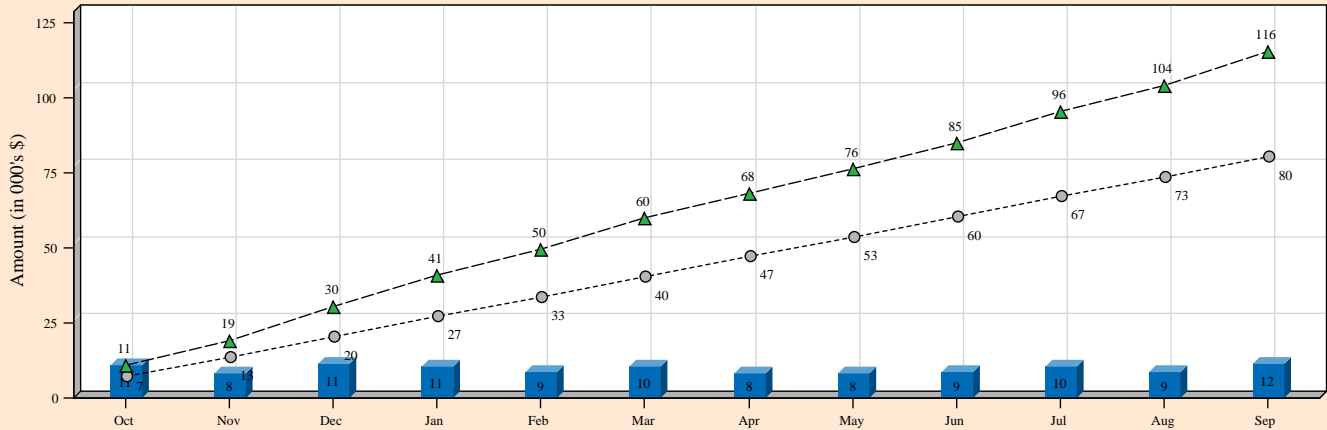
LOW INCOME ASSISTANCE PROGRAM

SPLASH PROGRAM

SPLASH CONTRIBUTIONS

Monthly and Cumulative Contributions compared to YTD Target

- Monthly Contributions (in 000's)
- △ YTD Cumulative Contributions FY-2015 (in 000's)
- Projected YTD Target FY-2015 (in 000's)



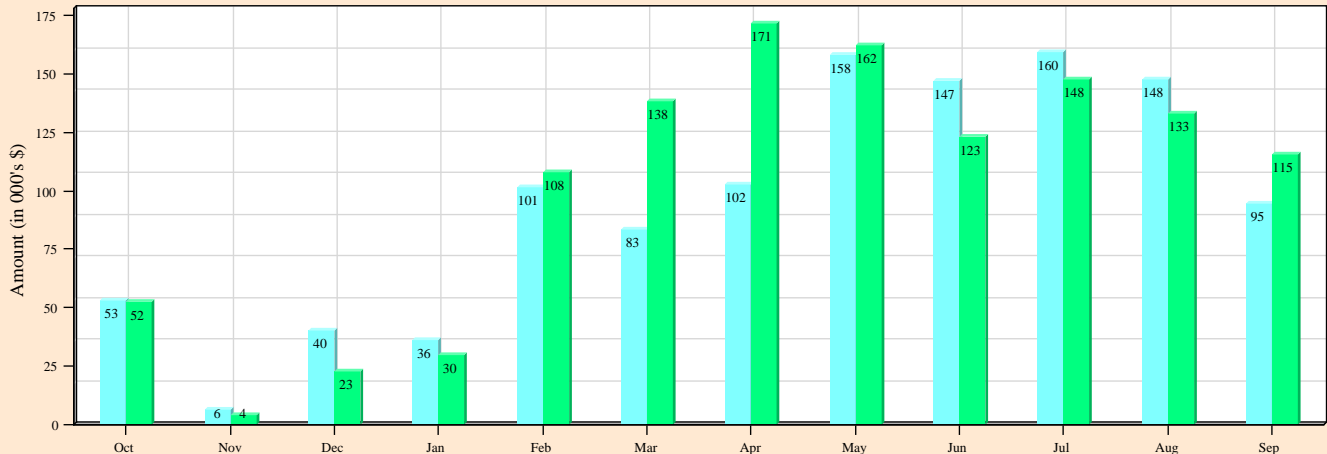
Total SPLASH Contributions to date for September were above target by \$36,000

CUSTOMER ASSISTANCE PROGRAM (CAP)

CUSTOMER ASSISTANCE PROVIDED

Monthly Assistance Provided compared to corresponding Previous Year Periods

- Actual Monthly Amount - Previous Year (in 000's)
- Actual Monthly Amount - Current Year (in 000's)




OPERATIONAL HIGHLIGHTS

DRINKING WATER QUALITY

LEAD AND COPPER RULE (LCR) COMPLIANCE
Semi-Annual LCR Monitoring Results

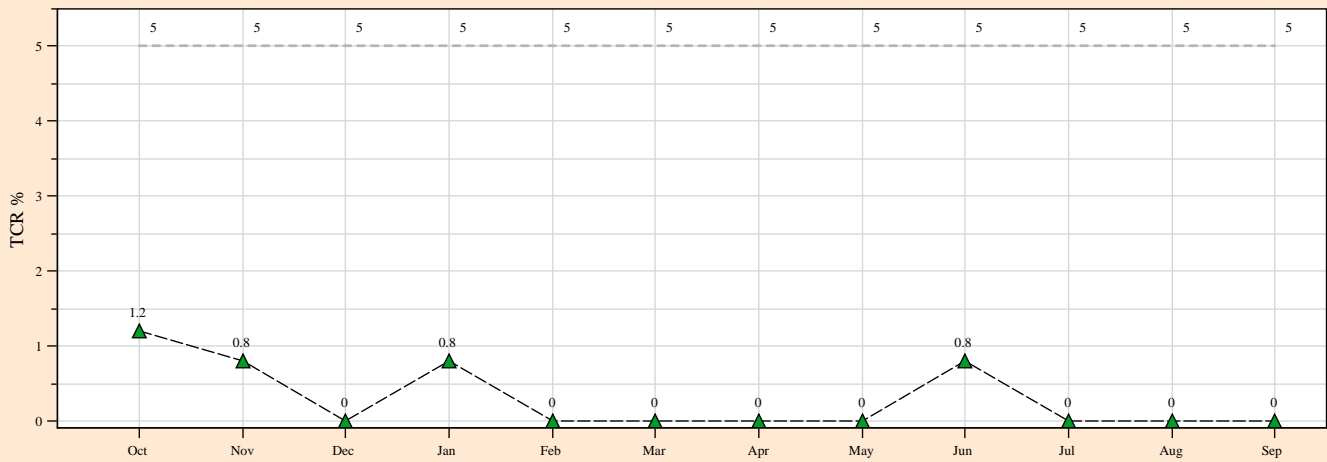
- 2014 LCR Results
- △ 2015 LCR Results
- Action Level : 15 parts per billion (ppb)



Jul-Dec 2015 results to date

TOTAL COLIFORM RULE (TCR)
Total Coliform Positives compared to EPA Maximum Contaminant Level (MCL)

- △ TCR Level
- EPA Maximum Contaminant Level (5%)



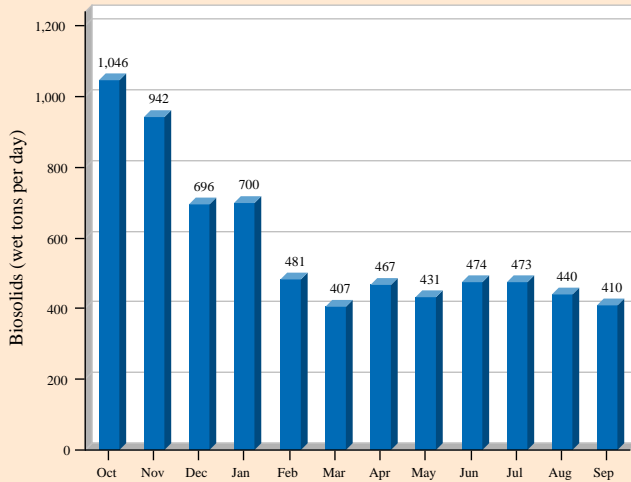
No Coliform Positives were recorded in September

OPERATIONAL HIGHLIGHTS

WASTEWATER TREATMENT

BIOSOLIDS PRODUCTION
Average Daily Biosolids Production

■ Average Daily Biosolids Hauled

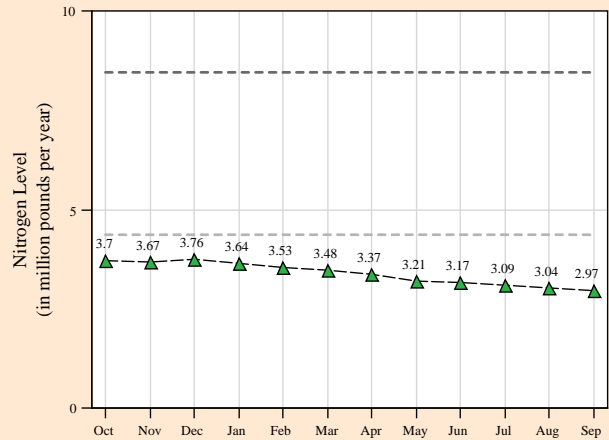


Biosolids Average Daily Production for September was 410 wet tons per day

TOTAL NITROGEN

Total Nitrogen compared to Current and 2015 Permit Levels

△ Nitrogen Rolling 12 months (lbs/yr)
 - - - Proposed Limit for 2015 - 4.38 Million (lbs/yr)
 - - - Current Permit Limit - 8.47 Million (lbs/yr)

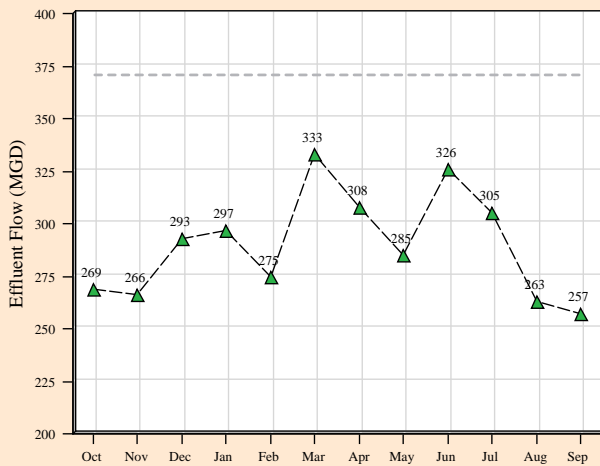


Nitrogen level for September was below permit by 5.5 million lbs/yr

PLANT EFFLUENT FLOW

Effluent Flow compared to Plant Design Average Limit

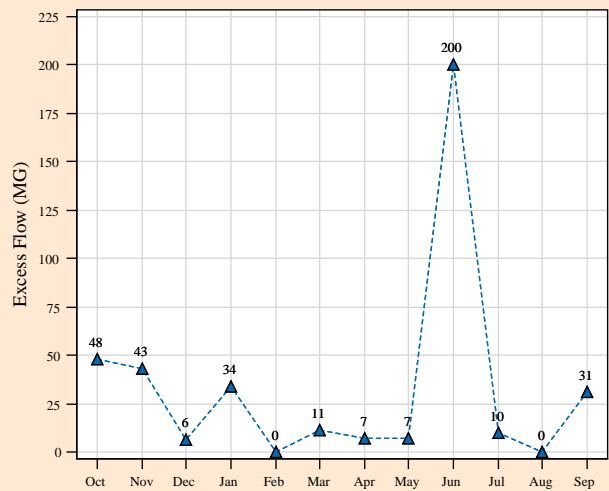
△ Effluent Flow
 - - - Design Average (370 mgd)



In September, Effluent flow was below design by 113 MGD

EXCESS FLOW

△ Excess Flow

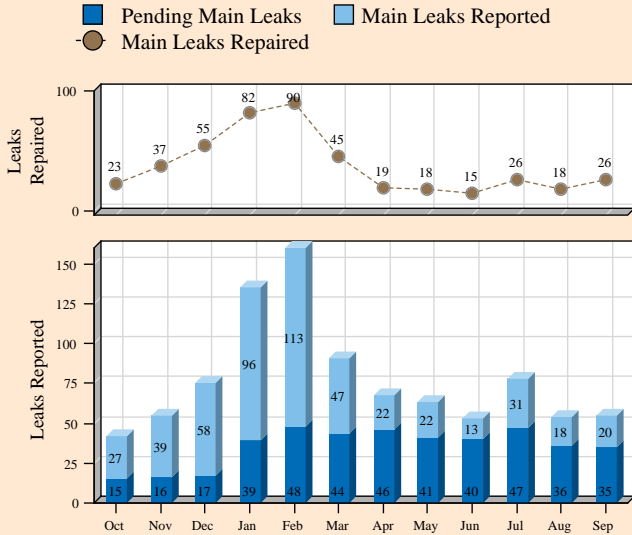


31 Million Gallons per day excess flow were recorded in September 2015

OPERATIONAL HIGHLIGHTS

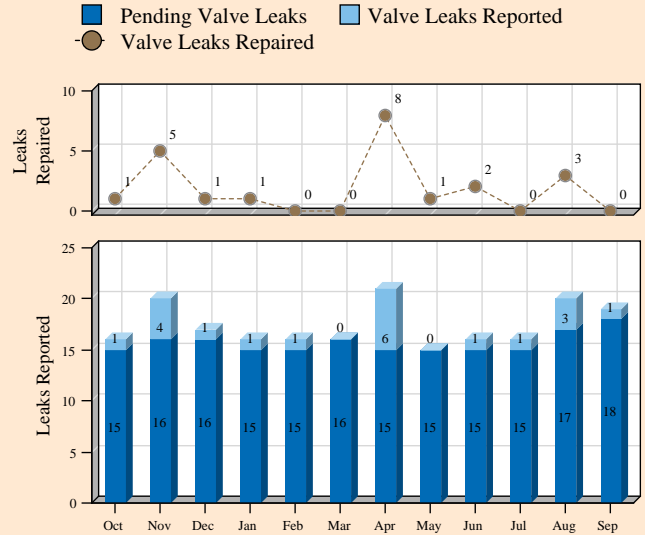
WATER DISTRIBUTION OPERATIONS

WATER MAIN LEAKS



There were 20 main leaks reported in September

WATER VALVE LEAKS



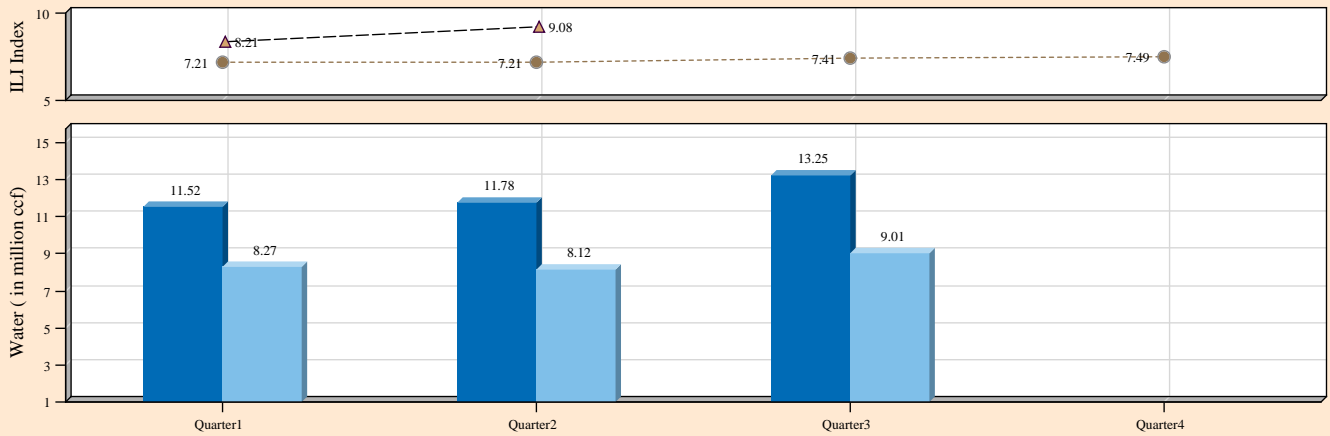
No leaks were resolved in September

WATER BALANCE

NON-REVENUE WATER

Volume of Water Purchased and Sold per Quarter

- FY-2015: Water Purchased
- FY-2015: Water Sold
- FY-2014: Infrastructure Leakage Index
- ▲ FY-2015: Infrastructure Leakage Index



In the third quarter 9.0 out of 13.3 million cubic feet of water was sold

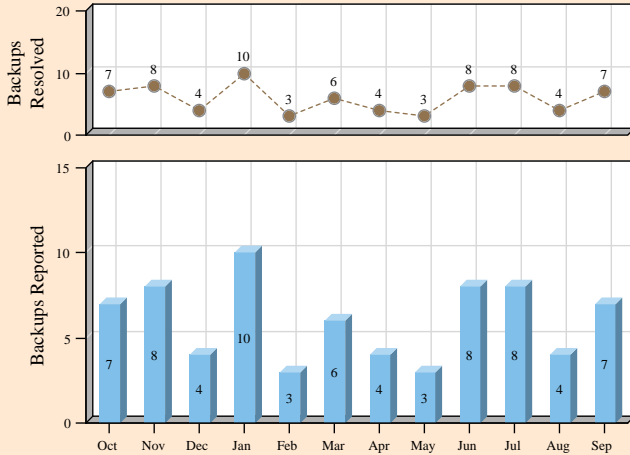
OPERATIONAL HIGHLIGHTS

SEWER SYSTEM OPERATIONS

SEWER MAIN BACKUPS

Sewer Mains Backed Up and Relieved per Month

- Pending Main Backups
- Main Backups Reported
- Main Backups Resolved

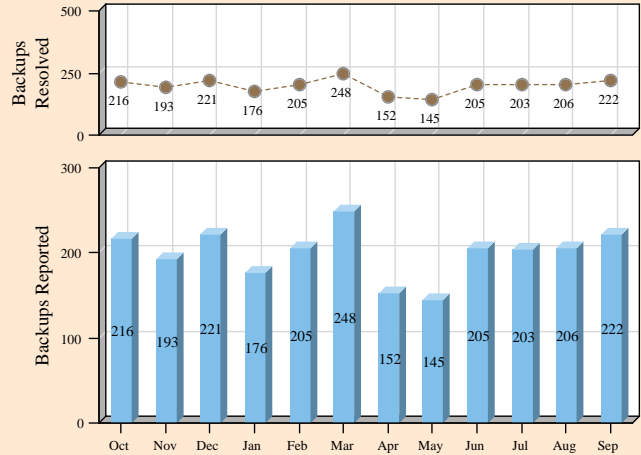


No pending main backups reported

SEWER LATERAL BACKUPS

Sewer Laterals Backed Up and Relieved per Month

- Pending Lateral Backups
- Lateral Backups Reported
- Lateral Backups Resolved



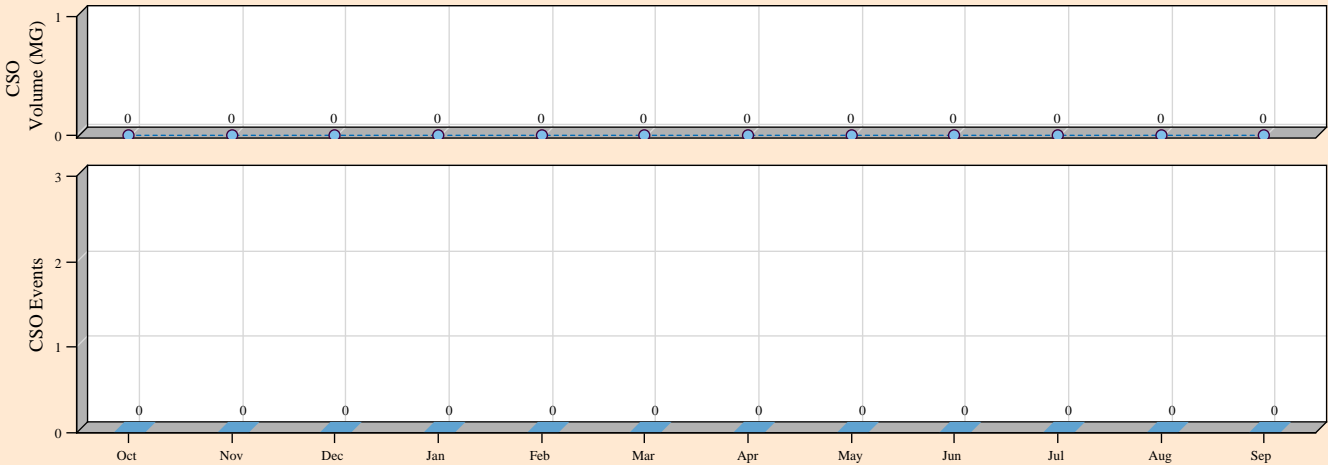
No pending lateral backups reported

COMBINED SEWER SYSTEM

DRY WEATHER CSO EVENTS

Combined Sewer Overflow Volume and No of Events per Month

- Number of CSO Events
- Overflow Volume (MG)



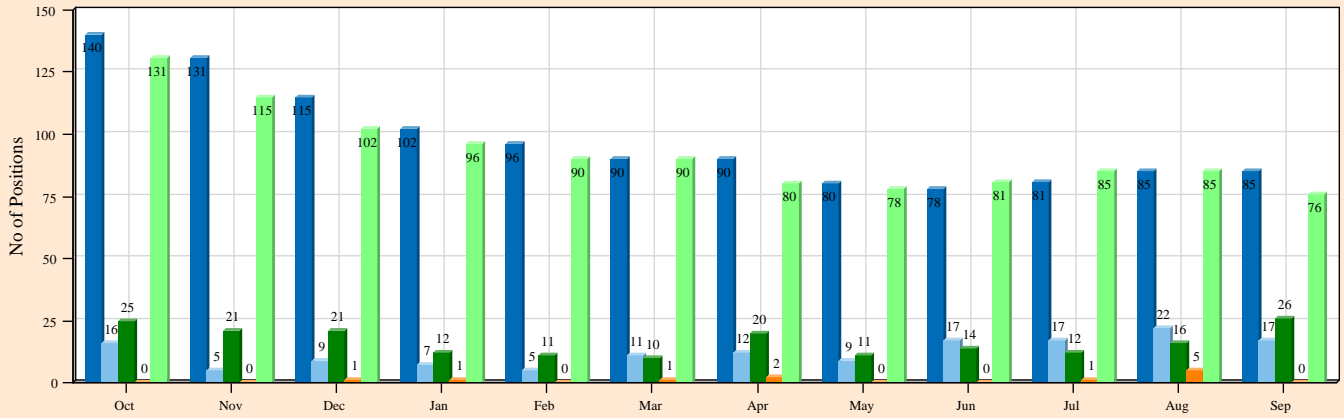
No dry weather Combined Sewer Overflow event was recorded in September 2015

OPERATIONAL HIGHLIGHTS

HUMAN RESOURCES

RECRUITMENT ACTIVITY

- FY-2014:Rolled Over Open Positions
- FY-2014:New Positions Added
- FY-2014:Positions Filled
- FY-2014:Positions Canceled
- FY-2014:Net Remaining Open Positions



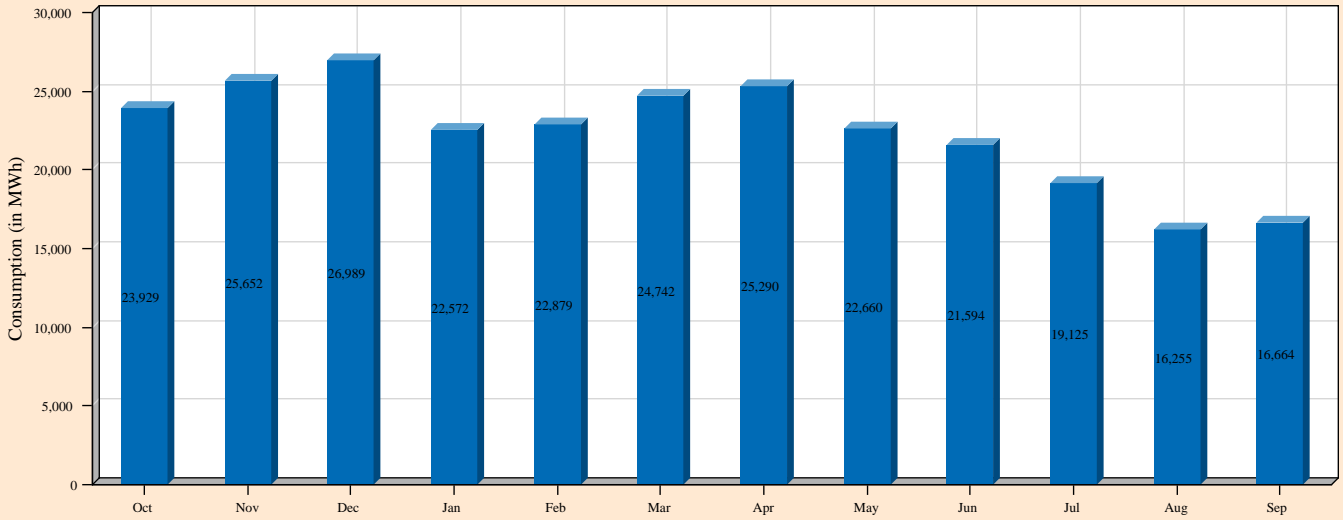
In September, we began the month with 85 positions, received 17 new positions, filled 26, No cancellations and ended the month with 76 positions

OPERATIONAL HIGHLIGHTS

ENERGY

ELECTRICITY USAGE SUMMARY

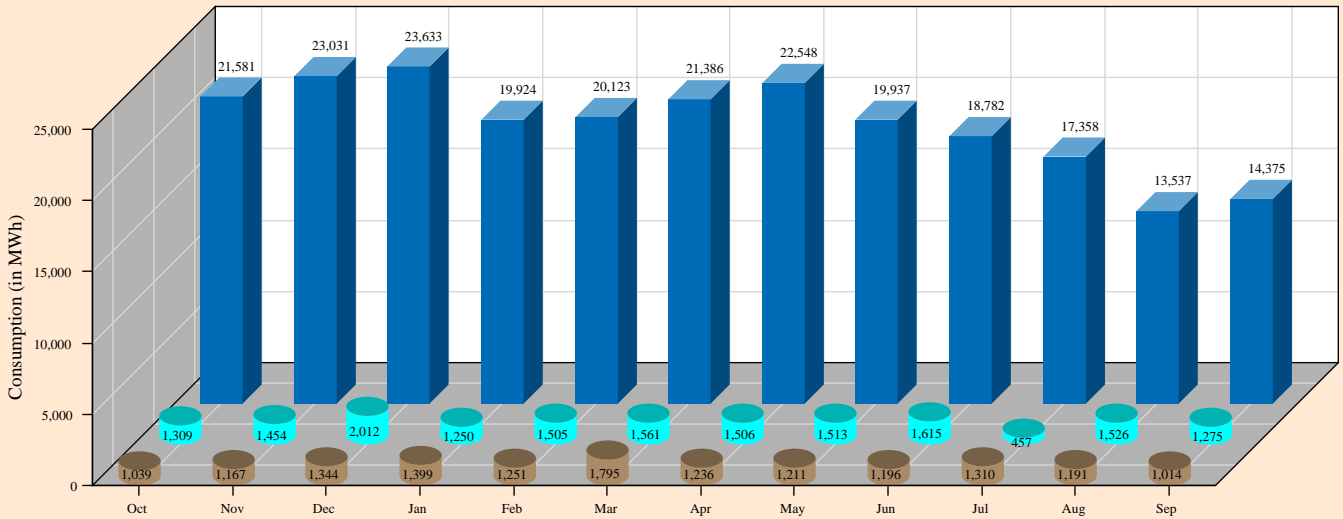
Total Consumption (MWh)



Electricity Consumption in September was 16,664 MWh

ELECTRICITY USAGE BY SERVICE AREA

Sewer Pumping Water Pumping Waste Water Treatment



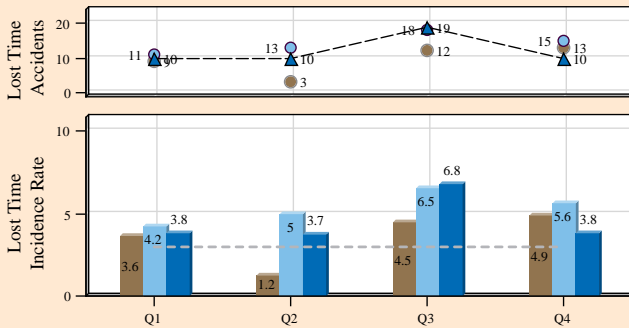
Wastewater treatment had the highest electricity consumption in September at 14,375 MWh

OPERATIONAL HIGHLIGHTS

SAFETY

EMPLOYEE LOST TIME INCIDENCE RATE

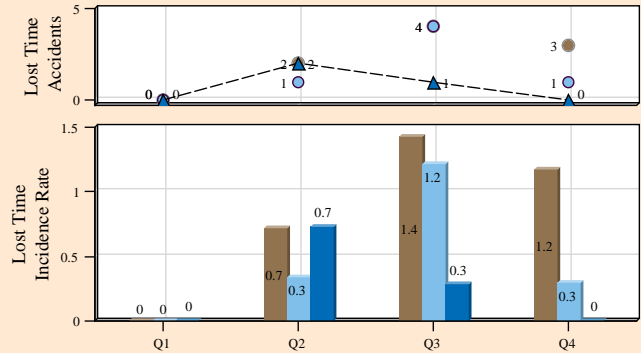
- FY-2013: LT Incidence Rate
- FY-2014: LT Incidence Rate
- FY-2015: LT Incidence Rate
- FY-2013: No of LT Accidents
- FY-2014: No of LT Accidents
- ▲ FY-2015: No of LT Accidents
- Target/National: LT Incidence Rate



In the 4th quarter, 10 lost time accidents were reported

CONTRACTOR LOST TIME INCIDENCE RATE

- FY-2013: LT Incidence Rate
- FY-2014: LT Incidence Rate
- FY-2015: LT Incidence Rate
- FY-2013: No of LT Accidents
- FY-2014: No of LT Accidents
- ▲ FY-2015: No of LT Accidents

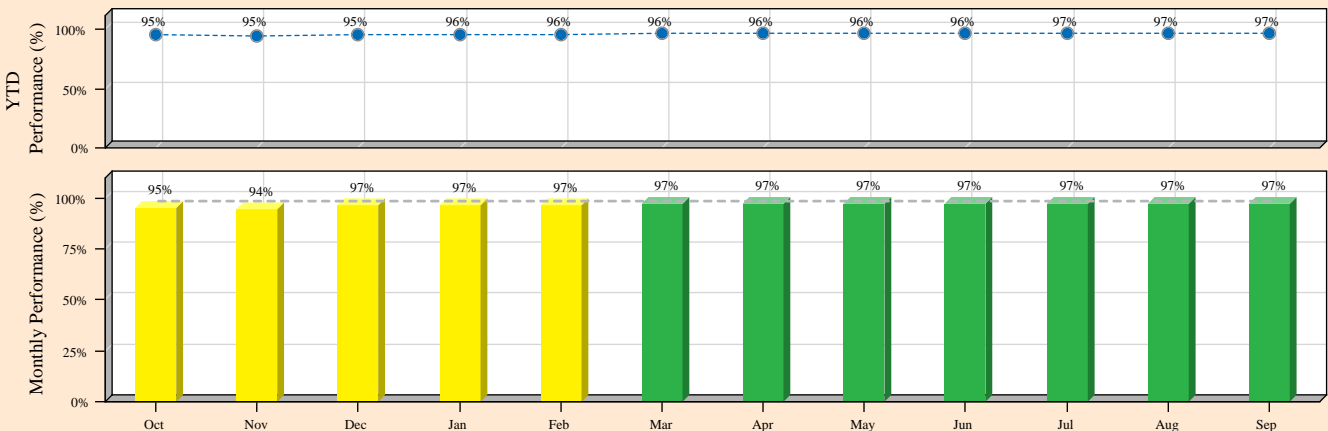


In the 4th quarter, No lost time accidents were reported

VENDOR PAYMENTS

VENDOR PAYMENT PERFORMANCE
Percentage of Invoices Paid within 30 days

- Monthly Performance (%)
- YTD Performance (%)
- Monthly Target - (97%)



Monthly performance for September was at target

INTERPRETATION OF CHARTS:

FINANCIAL HIGHLIGHTS

Revenue, Expenditure, Capital Disbursement

- Bulls eye shows the variance for YTD budget against actual for revenues, expenditures and capital disbursements
- Bar graph shows **total** for the fiscal year budgeted(grey)-revenues, expenditures and capital disbursements against YTD actual(blue)
- Horizontal line graph shows a YTD progress analysis as compared to the previous year

Net Operating Cash

- Bar graph shows monthly net operating cash provided/used
- Line graph denoted by (Δ) compares YTD actual against budget (O). This element is dynamically color coded*

Operating Revenues

- Bar graph shows monthly operating revenues
- Line graph denoted by (Δ) compares YTD revenue against budget (O). This element is dynamically color coded*

Operating Expenses

- Bar graph shows monthly operating expenses
- Line graph denoted by (Δ) compares YTD expenditure against budget (O). This element is dynamically color coded**

Capital Disbursements

- Bar graph shows monthly capital disbursements
- Line graph denoted by (Δ) compares YTD disbursements against budget (O). This element is dynamically color coded**

Operating Cash Balance

- Bar graph shows monthly average cash balance compared to the target of \$125 million; indicated by grey dotted line

Delinquent Account Receivables

- Bar graph shows monthly Receivables to Revenue ratio against target of 3%; indicated by grey dotted line. This element is dynamically color coded**
- Line graph denoted by (Δ) shows delinquency in actual dollars

Investment Cash Earnings

- Bar graph shows monthly investment cash earnings
- Line graph denoted by (Δ) compares the YTD earnings against budget (O). This element is dynamically color coded*

Core Investments Yield

- Bar graph shows the monthly investment yield compared to the monthly target (grey) benchmark as set by the US Treasury Bill. This element is dynamically color coded*

Short Term Investment Yield

- Bar graph shows the monthly short term investment yield compared to the monthly short term target (grey) benchmark as set by the US Treasury Bill. This element is dynamically color coded*

Dynamic Color Coding Legend

*	**
<p>Red - when the actual is lower than 3% of budget or target</p> <p>Yellow - when the actual is within 3% of budget or target</p> <p>Green - when the actual is equal to or higher than budget or target</p>	<p>Red - when the actual is higher than 3% of budget or target</p> <p>Yellow - when the actual is within 3% of budget or target</p> <p>Green - when the actual is equal to or lower than budget or target</p>

Symbols where the color code applies- (Δ, □)

A

CUSTOMER CARE AND OPERATIONS HIGHLIGHTS

Call Center Performance

- Bar graph shows monthly percentage of calls answered within 40 seconds against target of 85%; indicated by grey dotted line. This element is dynamically color coded***
- Line graph denoted by (O) shows the number of calls received by the call center every month

Command Center Performance

- Bar graph shows monthly percentage of calls answered within 40 seconds against target of 85%; indicated by grey dotted line. This element is dynamically color coded***
- Line graph denoted by (O) shows the number of calls received by the command center every month

First Call Resolution (FCR)

- Bar graph shows monthly percentage of calls resolved on first contact against target of 75%; indicated by grey dotted line. This element is color dynamically coded***

Emergency Response Time

- Bar graph shows the percentage of emergency calls responded to within 45 minutes against target of 90%; indicated by grey dotted line. This element is dynamically color coded***
- Line graph denoted by (O) shows the total calls dispatched per month

Fire Hydrants Out of Service (OOS)

- Bar graph shows total hydrants not available for use against target of 91; indicated by grey dotted line. This element is dynamically color coded****
- The bar graph is stacked (blue) to show hydrants that are inaccessible. Inaccessible hydrants are not measured against the target of 91

Fire Hydrant Inspections and Maintenance

- Bar graph shows the total number of fire hydrants repaired per month

Fire Hydrant Replacements

- Bar graph shows the total number of hydrants replaced per month against target of 21; indicated by grey dotted line. This element is dynamically color coded***

Total Applications Processed within Service Level Agreement (SLA)

- Bar graph shows
 - the number of permits processed per month(dark blue)
 - the number of permits processed within SLA per month(light blue)
- Line graph denoted by (O) shows the percentage of permits processed vs. processed within SLA

Dynamic Color Coding Legend

***	****
Red- when the actual is lower than 5% of budget or target Yellow- when the actual is within 5% of budget or target Green- when the actual is equal to or higher than budget or target	Red- when the actual is higher than 5% of budget or target Yellow- when the actual is within 5% of budget or target Green- when the actual is equal to or lower than budget or target

Symbols where the color code applies- (Δ, □)

LOW INCOME ASSISTANCE PROGRAM

SPLASH Contributions

- Bar graph shows monthly SPLASH contributions
- Line graph denoted by (Δ) shows the YTD contributions against target (O). This element is color coded***

Customer Assistance Program (CAP)

- Bar graph shows monthly CAP assistance
- Line graph denoted by (Δ) shows the YTD contributions against budget (O). This element is color coded***

OPERATIONAL HIGHLIGHTS

Lead and Copper Rule (LCR) Compliance

- Line graph denoted by (Δ, O) shows semi-annual LCR monitoring results against target of 15ppb; indicated by grey dotted line. This element is color coded****

Total Coliform Rule (TCR)

- Line graph denoted by (Δ) shows total coliform positives against the EPA maximum contaminant level of 5%. This element is color coded****

Biosolids Production

- Bar graph shows monthly average daily biosolids production

Total Nitrogen

- Line graph denoted by (Δ) shows monthly total nitrogen level against the current permit (dark grey) and 2015 permit (light grey) levels. This element is color coded****

Plant Effluent Flow

- Line graph denoted by (Δ) shows monthly influent flow against the plant design average limit of 370MGD. This element is color coded****

Excess Flow

- Line graph denoted by (Δ) shows monthly excess flow

Water Main Leaks

- Bar graph shows the water main leaks reported
- The bar graph is stacked(dark blue) to show the pending leaks carried over from the previous month if any; bar graph(light blue) shows new water main leaks reported for the given month
- Line graph denoted by (O) shows the number of main leaks repaired per month

Water Valve Leaks

- Bar graph shows the water valve leaks reported
- The bar graph is stacked(dark blue) to show the pending leaks carried over from the previous month if any; bar graph(light blue) shows new water valve leaks reported for the given month
- Line graph denoted by (O) shows the number of valve leaks repaired per month

Dynamic Color Coding Legend

***	****
Red- when the actual is lower than 5% of budget or target Yellow- when the actual is within 5% of budget or target Green- when the actual is equal to or higher than budget or target	Red- when the actual is higher than 5% of budget or target Yellow- when the actual is within 5% of budget or target Green- when the actual is equal to or lower than budget or target

Symbols where the color code applies- (Δ, □)

Non Revenue Water

- Bar graph shows the volume of water purchased(dark blue) and water sold(light blue) per quarter
- Line graph denoted by (Δ, O) shows the Infrastructure Leakage Index(ILI) for the current and previous year

Sewer Main Backups

- Bar graph shows the sewer main backups reported
- The bar graph is stacked(dark blue) to show the pending backups carried over from the previous month if any; bar graph(light blue) shows new sewer main backups reported for the given month
- Line graph denoted by (O) shows the number of main backups resolved per month

Sewer Lateral Backups

- Bar graph shows the sewer lateral backups reported
- The bar graph is stacked(dark blue) to show the pending backups carried over from the previous month if any; bar graph(light blue) shows new sewer laterals backups reported for the given month
- Line graph denoted by (O) shows the number of lateral backups resolved per month

Combined Sewer dry weather Overflow (CSO) Events

- Bar graph shows dry weather CSO events per month
- Line graph denoted by (O) shows the volume in Million Gallons(MG) per dry weather CSO event

Open Positions

- Bar graph (dark blue) shows open positions carried over from the previous month.
- Bar graph (light blue) shows new positions added in the given month.
- Bar graph (olive green) shows positions filled in the given month.
- Bar graph (orange) shows positions cancelled in the given month.
- Bar graph (light green) shows net remaining open positions at the end of the given month.

Electricity Usage Summary

- Bar graph shows total electricity consumption per month

Electricity Usage by Service Area

- Shows a monthly breakdown by service area of electricity usage
- Dark blue shows for Waste Water Treatment Service Area
- Light blue shows Water Pumping Service Area
- Brown shows Sewer Pumping Service Area

Employee Lost Time Incidence Rate

- Bar graph shows quarterly Employee Lost Time (LT) incidence rate as compared to the National average LT rate of 2.0; indicated by grey dotted line. Light blue represents the previous year, brown represents the year before previous and dark blue the current fiscal year.
- Scatter graph denoted by (Δ, O) shows the number of Lost Time accidents and comparison is also made between the current year and the previous years.

Contractor Lost Time Incidence Rate

- Bar graph shows quarterly Contractor Lost Time (LT) incidence rate. Light blue represents the previous year, brown represents the year before previous and dark blue the current fiscal year.
- Scatter graph denoted by (Δ, O) shows the number of Lost Time accidents and comparison is also made between the current year and the previous years.

Dynamic Color Coding Legend

***	****
<p>Red- when the actual is lower than 5% of budget or target</p> <p>Yellow- when the actual is within 5% of budget or target</p> <p>Green- when the actual is equal to or higher than budget or target</p>	<p>Red- when the actual is higher than 5% of budget or target</p> <p>Yellow- when the actual is within 5% of budget or target</p> <p>Green- when the actual is equal to or lower than budget or target</p>

Symbols where the color code applies- (Δ, □)

Vendor Payment Performance

- Bar graph shows monthly Vendor Payment Performance percentage against monthly target of 97%; indicated by grey dotted line. This element is dynamically color coded**
- Line graph denoted by (O) shows the YTD vendor payment performance %.

Dynamic Color Coding Legend

***	****
<p>Red- when the actual is lower than 5% of budget or target</p> <p>Yellow- when the actual is within 5% of budget or target</p> <p>Green- when the actual is equal to or higher than budget or target</p>	<p>Red- when the actual is higher than 5% of budget or target</p> <p>Yellow- when the actual is within 5% of budget or target</p> <p>Green- when the actual is equal to or lower than budget or target</p>

Symbols where the color code applies- (Δ, □)

E



District of Columbia Water and Sewer Authority
Summary of Contracts on Consent Agenda
214th Meeting of the DC Water Board of Directors
Thursday, November 5, 2015

Joint-Use Contract

Resolution No. 15-86 – Execute Option Year Three of Contract No. WAS-12-033-AA-RE, Centerra Integrated Services, LLC. The purpose of the option is to contract fleet repair services for the District of Columbia Water and Sewer Authority’s Department of Fleet Management. The option amount is \$1,816,900. **(Recommended by Environmental Quality and Sewerage Services Committee 10/15/15)**

Resolution No. 15-87 – Execute a modification to Contract No. WAS-12-035-AA-RE, Centerra Integrated Services, LLC. The purpose of the modification is to contract for parts supply for the District of Columbia Water and Sewer Authority’s (DC Water) Department of Fleet Management. The modification amount is \$1,670,000. **(Recommended by Environmental Quality and Sewerage Services Committee 10/15/15)**

Resolution No. 15-88 – Execute Change Order No. 03, Cynergy Electric Company, Inc. The purpose of the change order is to implement recommendations made to add new ground wire, rods, and copper wire mesh and connecting said grounding equipment to the existing ground grid at the Main Substation. The change order amount is not-to-exceed \$883,055. **(Recommended by Environmental Quality and Sewerage Services Committee 10/15/15)**

Resolution No. 15-89 – Execute Change Order No. 01 of Contract No. 130240, Anchor Construction Corp. The purpose of the change order is to provide repairs, rehabilitation and extensions to the sewer system on an as-needed basis during normal work hours and provide limited 24-hour emergency work. The change order amount is not-to-exceed \$9,549,864. **(Recommended by Environmental Quality and Sewerage Services Committee 10/15/15)**

Resolution No. 15-90 – Execute Supplemental Agreement No. 2 of Contract No. DCFA #429-WSA, ARCADIS District of Columbia, P.C. **(Recommended by Environmental Quality and Sewerage Services Committee 10/15/15)**

Resolution No. 15-91- Execute a Contract for Wells Fargo Insurances Services, USA, Inc. **(Recommended by Finance and Budget Committee 10/22/15)**

Presented and Adopted: November 5, 2015

**SUBJECT: Approval to Execute Option Year Three of Contract No.
WAS-12-033-AA-RE, Centerra Integrated Services, LLC**

**#15-86
RESOLUTION
OF THE
BOARD OF DIRECTORS
OF THE
D.C. WATER AND SEWER AUTHORITY**

The Board of Directors ("Board") of the District of Columbia Water and Sewer Authority ("the Authority") at its meeting on November 5, 2015 upon consideration of a joint use matter, decided by a vote of __() in favor and __() opposed to execute Option Year Three of Contract No. WAS-12-033-AA-RE, Centerra Integrated Services, LLC.

Be it resolved that:

The Board of Directors hereby authorizes the General Manager to execute Option Year Three of Contract No. WAS-12-033-AA-RE, Centerra Integrated Services, LLC. The purpose of the option is to contract fleet repair services for the District of Columbia Water and Sewer Authority's Department of Fleet Management. The option amount is \$1,816,900.

This Resolution is effective immediately.

Secretary to the Board of Directors

**DC WATER AND SEWER AUTHORITY
BOARD OF DIRECTORS CONTRACTOR FACT SHEET**

ACTION REQUESTED

**GOODS AND SERVICES CONTRACT OPTION
REPAIR SERVICE FOR FLEET MANAGEMENT
(JOINT-USE)**

PURPOSE

**Approval to execute option year three (3) for repair service for fleet management
in the amount of \$1,816,900.**

CONTRACTOR/SUB/VENDOR INFORMATION

PRIME:	PARTICIPATION:	SUBS:	PARTICIPATION:
Centerra Integrated Services, LLC. 4800 Overton Plaza Suite 380 Ft. Worth, TX 76109		Apex Petroleum 3190 Fairview Drive Falls Church, VA 22042 (LSBE)	2%
		MBI, LLC 725 Gleneagles Drive Ft. Washington, MD 20744 (LSBE)	15%
		R.REA Core 331 H Street, NE Washington, DC 20002 (LSBE)	10%
		Washington Supply Network 1235 Kenilworth Avenue, NE Washington, DC 20019 (LSBE)	3%

DESCRIPTION AND PURPOSE

Actions	Value	Period
Original Contract	\$1,368,819.54	11/01/12 - 10/31/13
Number of Option Years: 4		
Option Year 1 and 2	\$3,573,285.75	11/01/13 - 11/15/15
Cumulative Contract Value	\$4,942,105.29	11/01/12 - 11/15/15
Cumulative Contract Spend	\$3,723,285.33	11/01/12 - 07/21/15
NEW ACTION:		
Exercise Option Year 3	\$1,816,900.00	11/16/15 - 11/15/16
New Cumulative Contract Value Total	\$6,759,005.29	

Purpose of the Contract:

To contract fleet repair services for the District of Columbia Water & Sewer Authority's (DC Water) Department of Fleet Management.

Contractor's Past Performance:

The contractor's past performance has been satisfactory.

PROCUREMENT INFORMATION

Contract Type:	Fixed Price	Award Based On:	Highest Score Vendor
Commodity:	Goods and Services	Contract Number:	WAS-12-033-AA-RE
Contractor Market:	Open Market with LBE/LSBE Preference Points		

BUDGET INFORMATION

Funding:	Operating	Department:	Department of Fleet Management
Service Area:	125 O Street, NE WDC	Department Head:	Timothy Fitzgerald

ESTIMATED USER SHARE INFORMATION

User	Share %	Dollar Amount
District of Columbia	84.40%	\$ 1,533,463.60
Washington Suburban Sanitary Commission	11.41%	\$ 207,308.29
Fairfax County	2.87%	\$ 52,145.03
Loudoun County	1.16%	\$ 21,076.04
Other Potomac Interceptor	0.16%	\$ 2,907.04
Total Estimated Dollar Amount	100.00%	\$ 1,816,900.00

 / 10/6/15
 Dan Bae Date
 Director of Procurement

 / 10/8/15
 Gail Alexander-Reeves Date
 Director of Budget

 / 10/9/15
 Rosalind Inge Date
 Assistant General Manager, Support Services

 / 10/20/15
 George S. Hawkins Date
 General Manager

Presented and Adopted: November 5, 2015

SUBJECT: Approval to Execute a Modification to Contract No. WAS-12-035-AA-RE, Centerra Integrated Services, LLC

**#15-87
RESOLUTION
OF THE
BOARD OF DIRECTORS
OF THE
D.C. WATER AND SEWER AUTHORITY**

The Board of Directors ("Board") of the District of Columbia Water and Sewer Authority ("the Authority") at its meeting on November 5, 2015 upon consideration of a joint use matter, decided by a vote of ___() in favor and ___() opposed to execute a modification to Contract No. WAS-12-035-AA-RE, Centerra Integrated Services, LLC.

Be it resolved that:

The Board of Directors hereby authorizes the General Manager to execute a modification to Contract No. WAS-12-035-AA-RE, Centerra Integrated Services, LLC. The purpose of the modification is to contract for parts supply for the District of Columbia Water and Sewer Authority's (DC Water) Department of Fleet Management. The modification amount is \$1,670,000.

This Resolution is effective immediately.

Secretary to the Board of Directors

**DC WATER AND SEWER AUTHORITY
BOARD OF DIRECTORS CONTRACTOR FACT SHEET**

ACTION REQUESTED

**GOODS AND SERVICES CONTRACT MODIFICATION
PARTS SUPPLY FOR FLEET MANAGEMENT
(JOINT-USE)**

PURPOSE

Approval to execute a modification to add funding and to exercise option year three (3) for parts supply for fleet management in the amount of \$1,670,000.

CONTRACTOR/SUB/VENDOR INFORMATION

PRIME:	PARTICIPATION:	SUBS:	PARTICIPATION:
Centerra Integrated Services, LLC 4800 Overton Plaza Suite 380 Fort Worth, Texas 76109		Apex Petroleum 3190 Fairview Drive Falls Church, VA 22042 (LSBE)	2%
		MBI, LLC 725 Gleneagles Drive Ft. Washington, MD 20744 (LSBE)	15%
		R.REA Core 331 H Street, NE Washington, DC 20002 (LSBE)	10%
		Washington Supply Network 1235 Kenilworth Avenue, NE Washington, DC 20019 (LSBE)	3%

CONTRACT ACTIONS

Actions	Value	Period
Original Contract	\$ 660,000.00	11/01/12-10/31/13
Number of Option Years: 4	4	
Option Year 1 and 2	\$ 1,527,500.00	11/01/13 - 10/31/15
Contract Modifications	\$ 600,000.00	12/19/14 - 07/31/15
Cumulative Contract Value	\$2,787,500.00	11/01/12 - 10/31/15
Cumulative Contract Spend	\$1,989,371.72	11/01/12 - 08/31/15
NEW ACTIONS:		
Modification (Additional Funding)	\$ 820,000.00	10/01/15 - 11/14/15
Exercise Option Year 3	\$ 850,000.00	11/15/15 - 11/14/16
New Cumulative Contract Value Total	\$4,457,500.00	

Purpose of the Contract:

To contract for parts supply for the District of Columbia Water & Sewer Authority's (DC Water) Department of Fleet Management.

Contractor's Past Performance:

The contractor's past performance has been satisfactory.

PROCUREMENT INFORMATION

Contract Type:	Fixed Price/Requirements Contract	Award Based On:	Highest Rated Offeror
Commodity:	Parts Supply Management	Contract Number:	WAS-12-035-AA-RE
Contractor Market:	Open Market with Preference Points for Local and Local Small Business Enterprise		

BUDGET INFORMATION

Funding:	Operating	Department:	Fleet Management
Service Area:	DC Water Wide	Department Head:	Timothy Fitzgerald

ESTIMATED USER SHARE INFORMATION

User	Share %	Dollar Amount
District of Columbia	84.40%	\$ 1,409,480.00
Washington Suburban Sanitary Commission	11.41%	\$ 190,547.00
Fairfax County	2.87%	\$ 47,929.00
Loudoun County	1.16%	\$ 19,372.00
Potomac Interceptor	0.16%	\$ 2,672.00
Total Estimated Dollar Amount	100.00%	\$ 1,670,000.00

 / 10/6/15
 Dan Bae Date
 Director of Procurement

 / 10/8/15
 Gail Alexander-Reeves Date
 Director of Budget

 / 10/9/15
 Rosalind B. Inge Date
 Assistant General Manager
 Support Services

 / 10/22/15
 George S. Hawkins Date
 General Manager

Presented and Adopted: November 5, 2015

SUBJECT: Approval to Execute Change Order No. 03, Cynergy Electric Company, Inc.

**#15-88
RESOLUTION
OF THE
BOARD OF DIRECTORS
OF THE
D.C. WATER AND SEWER AUTHORITY**

The Board of Directors ("Board") of the District of Columbia Water and Sewer Authority ("the Authority") at its meeting on November 5, 2015 upon consideration of a joint use matter, decided by a vote of ___() in favor and ___() opposed to execute Change Order No. 03, Cynergy Electric Company, Inc.

Be it resolved that:

The Board of Directors hereby authorizes the General Manager to execute Change Order No. 03, Cynergy Electric Company, Inc. The purpose of the change order is to implement recommendations made to add new ground wire, rods, and copper wire mesh and connecting said grounding equipment to the existing ground grid at the Main Substation. The change order amount is not-to-exceed \$883, 055.

This Resolution is effective immediately.

Secretary to the Board of Directors

**DC WATER AND SEWER AUTHORITY
BOARD OF DIRECTORS CONTRACTOR FACT SHEET**

ACTION REQUESTED

**CONSTRUCTION CONTRACT CHANGE ORDER:
Main Substation Line C Transformer Replacement
(Joint Use)**

Approval to execute Change Order No. 03 not to exceed \$883,055.00. The modification exceeds the General Manager's approval authority.

CONTRACTOR/SUB/VENDOR INFORMATION

PRIME:	SUBS:	PARTICIPATION:
Cynergy Electric Company, Inc. 1612 Professional Blvd., Suite H Crofton, MD 21114	Nastos Construction Washington, DC MBE	20.4%
	Baseline & Milestones Saverna Park, MD MBE	0.1%

DESCRIPTION AND PURPOSE

Original Contract Value:	\$3,655,285.00
Value of this Change Order:	\$883,055.00
Cumulative CO Value, including this CO:	\$1,177,201.00
Current Contract Value, including this CO:	\$4,832,486.00
Original Contract Time:	958 Days (2 Years, 7 Months)
Time extension, this CO:	0 Days
Total CO contract time extension:	182 Days
Contract Start Date (NTP):	08-12-2013
Contract Completion Date:	09-25-2016
Cumulative CO % of Original Contract:	32.2%
Contract completion %:	68.2%

Purpose of the Contract:

Replacement of the Main Substation Line C Transformer and construction of upgrades to the Main Substation.

Original Contract Scope:

- Remove and replace the Main Substation Line C Transformer including the lightning arrestors.
- Remove and replace the 69kV oil circuit breakers on Lines A, B and C.
- Remove and replace capacitor banks on Lines A, B and C.

Previous Change Order Scope:

- Test Ground Grid System
- Capacitor Bank Miscellaneous Changes

Current Change Order Scope:

As a result of the independent ground grid testing which showed elevated levels of step and touch voltages at different locations in Main Substation, recommendations were made by the testing company to improve the existing grounding system. The current scope of work is the implementation of the recommendations made by the independent testing company which include adding new ground wire, rods, and copper wire mesh and connecting said grounding equipment to the existing ground grid.

PROCUREMENT INFORMATION

Contract Type:	Fixed Price	Award Based On:	Lowest responsive, responsible bidder.
Commodity:	Construction	Contract Number:	120030
Contractor Market:	Open Market		


BUDGET INFORMATION

Funding:	Capital	Department:	Engineering and Technical Services
Service Area:	Wastewater Treatment	Department Head:	Liliana Maldonado
Project:	TZ		

USER SHARE INFORMATION

User	Share %	Dollar Amount
District of Columbia	41.22%	\$363,995.27
Federal Funds	0.00%	\$0.00
Washington Suburban Sanitary Commission	45.84%	\$404,792.41
Fairfax County	8.38%	\$74,000.01
Loudoun County & Potomac Interceptor	4.56%	\$40,267.31
Total Estimated Dollar Amount	100.00%	\$883,055.00


 Gail Alexander-Reeves
 Director of Budget
 Date: 10/6/2015


 Dan Bae
 Director of Procurement
 Date: 10/7/15


 Leonard R. Benson
 Chief Engineer
 Date: 10-6-15


 George S. Hawkins
 General Manager
 Date: 10/22/15

Presented and Adopted: November 5, 2015

SUBJECT: Approval to Execute Change Order No. 01 of Contract No. 130240, Anchor Construction Corp.

**#15-89
RESOLUTION
OF THE
BOARD OF DIRECTORS
OF THE
D.C. WATER AND SEWER AUTHORITY**

The Board of Directors ("Board") of the District of Columbia Water and Sewer Authority ("the Authority") at its meeting on November 5, 2015 upon consideration of a joint use matter, decided by a vote of ___() in favor and ___() opposed to execute Change Order No. 01 of Contract No. 130240, Anchor Construction Corp.

Be it resolved that:

The Board of Directors hereby authorizes the General Manager to execute Change Order No. 01 of Contract No. 130240, Anchor Construction Corp. The purpose of the change order is to provide repairs, rehabilitation and extensions to the sewer system on an as-needed basis during normal work hours and provide limited 24-hour emergency work. The change order amount is not-to-exceed \$9,549,864.

This Resolution is effective immediately.

Secretary to the Board of Directors

**DISTRICT OF COLUMBIA WATER AND SEWER AUTHORITY
BOARD OF DIRECTORS CONTRACTOR FACT SHEET**

ACTION REQUESTED

CONSTRUCTION CONTRACT CHANGE ORDER:

**Emergency Sanitary Sewer, Combined & Storm Water Rehabilitation Contract
for FY14 - FY17
(Joint Use)**

Approval to execute Change Order No. 01 not to exceed \$9,549,864.00 The cumulative modifications will exceed the General Manager's approval authority.

CONTRACTOR/SUB/VENDOR INFORMATION

PRIME:	SUBS:	PARTICIPATION:
Anchor Construction Corp. 2254 25 th Place, NE Washington, DC 20018 (MBE)		

DESCRIPTION AND PURPOSE

Original Contract Value:	\$ 18,377,428.50
Value of this Change Order:	\$ 9,549,864.00 (Not to Exceed)
Cumulative CO Value, including this CO:	\$ 9,549,864.00
Current Contract Value, including this CO:	\$ 27,927,292.50
Contract Time:	1095 Days (3 Years, 0 Months)
Time Extension, this CO:	0 Days
Total CO Contract Time Extension:	0 Days
Contract Start Date (NTP):	06-23-2014
Contract Completion Date:	06-23-2017
Cumulative CO % of Original Contract:	52.0%
Contract Completion %:	60.0%

Purpose of the Contract:

Provide repairs, rehabilitation and extensions to the sewer system on an as-needed basis during normal work hours and provide limited 24-hour emergency work.

Contract Scope:

- Sewer cleaning, Sewer repairs/System rehabilitation & Emergency sewer repairs

Previous Changer Order Scope:

- N/A

Current Change Order Scope:

The Emergency Sanitary Sewer, Combined & Storm water Rehabilitation Contract has been used to undertake some urgent special projects that required immediate action including the Northeast Boundary sewer rehabilitation and the Upper Potomac Interceptor rehabilitation. These projects are larger and more complex than the average, routine emergency repairs and as a result have greatly impacted the contract threshold. In just 15 months from the start of a three-year-term contract, 60% of the contract limit has already been exhausted. The purpose of this change order is to increase the contract cost value to offset the costs associated with these special projects.

Federal Grant Status:

- Construction Contract is not eligible for Federal grant funding assistance.

PROCUREMENT INFORMATION

Contract Type:	Unit Price	Award Based On:	Lowest responsive, responsible bidder
Commodity:	Construction	Contract Number:	130240
Contractor Market:	Open Market with Preference		

BUDGET INFORMATION


Funding:	Capital	Department:	Sewer Services
Service Area:	Sanitary Sewer, Combined Sewer Overflow, Stormwater	Department Head:	Cuthbert Braveboy
Project:	DI, FX and G4		


ESTIMATED USER SHARE INFORMATION

User	Share %	Dollar Amount
District of Columbia	100.00%	\$ 9,549,864.00
Federal Funds	0.00%	\$ 0.00
Washington Suburban Sanitary Commission	0.00%	\$ 0.00
Fairfax County	0.00%	\$ 0.00
Loudoun County & Potomac Interceptor	0.00%	\$ 0.00
Total Estimated Dollar Amount	100.00%	\$ 9,549,864.00

* Work under this contract will be assigned as needed under specific task orders. It is anticipated that Joint Use work may be assigned during the contract period. As tasks are developed for work associated with specific facilities and costs are developed, the individual users will be notified and billed according to agreed cost sharing.

 10/6/2015
 Gail Alexander-Reeves Date
 Director of Budget

 10/7/15
 Dan Bae Date
 Director of Procurement

 10/6/15
 Charles Kiely Date
 Assistant General Manager, Customer Care and Operations

 10/22/15
 George S. Hawkins Date
 General Manager

Presented and Adopted: November 5, 2015

SUBJECT: Approval to Execute Supplemental Agreement No. 2 of Contract No. DCFA #429-WSA, ARCADIS District of Columbia, P.C.

**#15-90
RESOLUTION
OF THE
BOARD OF DIRECTORS
OF THE
D.C. WATER AND SEWER AUTHORITY**

The Board of Directors ("Board") of the District of Columbia Water and Sewer Authority ("the Authority") at its meeting on November 5, 2015 upon consideration of a joint use matter, decided by a vote of ___() in favor and ___() opposed to execute Supplemental Agreement No. 2 of Contract No. DCFA #429-WSA, ARCADIS District of Columbia, P.C.

Be it resolved that:

The Board of Directors hereby authorizes the General Manager to execute Supplemental Agreement No. 2 of Contract No. DCFA #429-WSA, ARCADIS District of Columbia, P.C. The purpose of the Supplemental Agreement is to provide CM Services for MPT, CHP and FDF projects for the Biosolids Management Program. The supplemental agreement amount is \$2,416,000.

This Resolution is effective immediately.

Secretary to the Board of Directors

**DISTRICT OF COLUMBIA WATER AND SEWER AUTHORITY
BOARD OF DIRECTORS CONTRACTOR FACT SHEET**

ACTION REQUESTED

**ENGINEERING SERVICES SUPPLEMENTAL AGREEMENT:
Construction Management - Biosolids Management Program
(Joint Use)**

Approval to execute Supplemental Agreement No. 2 for \$2,416,000. The modification exceeds the General Manager's approval authority.

CONTRACTOR/SUB/VENDOR INFORMATION

PRIME:	SUBS:	PARTICIPATION:
ARCADIS District of Columbia, P.C. 9861 Broken Land Parkway Suite 254 Columbia MD 21054	O'Brien & Gere Engineers, Inc. Landover, MD	20.1%
	HAKS Silver Spring, MD	13.8%
	Delon Hampton & Associates Washington, DC	24.2%

DESCRIPTION AND PURPOSE

Original Contract Value:	\$28,385,874
Value of this Supplemental Agreement:	\$2,416,000
Cumulative SA Value, including this SA:	\$5,428,800
Current Contract Value, Including this SA:	\$33,814,674
Original Contract Time:	1,249 Days (3 Years, 5 Months)
Time extension, this SA:	182 Days
Total SA contract time extension:	643 Days (1 Year, 9 Months)
Contract Start Date:	04-26-2011
Contract Completion Date:	6-30-2016

Purpose of the Contract:

To provide onsite Construction Management Services for the Biosolids Management Program.
This work is not required by a Consent Decree.

Original Contract Scope:

- To provide construction management (CM) services for three construction contracts that are part of the Biosolids Management Program. The contracts are the Main Process Train (MPT) (thermal hydrolysis/anaerobic digestion), Combined Heat & Power (CHP), and Final Dewatering (FDF); which are being delivered via design-build, design-build-operate and design-bid-build delivery methods, respectively.

Previous Supplemental Agreement Scope:

Provide extension of construction management services to accommodate changes in sequence and scope for construction projects that are part of the Biosolids Management Program

Current Supplemental Agreement Scope:

- To provide CM services for MPT, CHP and FDF projects. The schedule for each of these three projects has been extended. The MPT and CHP projects are essentially mechanically complete, but both projects have extensive outstanding administrative requirements to be completed by the respective contractors. It is anticipated the MPT project will be completed in April of 2016. The CHP project has been delayed by the Contractor with construction work anticipated through November 2015; and should be administratively closed by approximately April of 2016. Existing conditions, prerequisite interfaces with MPT, coordination with existing operations, and contractor delays have pushed the FDF-2C lime stabilization construction work to April 2016. It is anticipated that administrative close out of the MPT, CHP and FDF projects will extend the Biosolids-CM contract through June of 2016.

Future Supplemental Agreement Scope:

N/A

PROCUREMENT INFORMATION

Contract Type:	Cost Plus Fixed Fee	Award Based On:	Highest Ranking Score
Commodity:	Engineering Services	Contract Number:	DCFA #429-WSA
Contractor Market:	Open Market		

BUDGET INFORMATION


Funding:	Capital	Department:	Engineering and Technical Services
Service Area:	Wastewater	Department Head:	Liliana Maldonado
Project:	XA		

ESTIMATED USER SHARE INFORMATION

User	Share %	Dollar Amount
District of Columbia	41.22%	\$995,875.20
Washington Suburban Sanitary Commission	45.84%	\$1,107,494.40
Fairfax County	8.38%	\$202,460.80
Loudoun County & Potomac Interceptor	4.56%	\$110,169.60
Total Estimated Dollar Amount	100.00%	\$2,416,000.00

 10/6/2015
 Gail Alexander-Reeves Date
 Director of Budget

 10/7/15
 Dan Bae Date
 Director of Procurement

 10-6-15
 Leonard R. Benson Date
 Chief Engineer

 10/22/15
 George S. Hawkins Date
 General Manager

Presented and Adopted: November 5, 2015

**SUBJECT: Approval to Execute a Contract for Wells Fargo
Insurances Services, USA, Inc.**

**#15-91
RESOLUTION
OF THE
BOARD OF DIRECTORS
OF THE
D.C. WATER AND SEWER AUTHORITY**

The Board of Directors ("Board") of the District of Columbia Water and Sewer Authority ("the Authority") at its meeting on November 5, 2015 upon consideration of a joint use matter, decided by a vote of ___() in favor and ___() opposed to execute a contract for Wells Fargo Insurances Services, USA, Inc.

Be it resolved that:

The Board of Directors hereby authorizes the General Manager to execute a contract for Wells Fargo Insurances Services USA, Inc. The purpose of the contract is to pay the five (5) year insurance premium for construction contractors on DC Water's capital projects. The contract amount is \$11,070,945.

This Resolution is effective immediately.

Secretary to the Board of Directors

**DC WATER AND SEWER AUTHORITY
BOARD OF DIRECTORS CONTRACTOR FACT SHEET**

ACTION REQUESTED

**GOODS AND SERVICES CONTRACT
INSURANCE PREMIUMS
(JOINT-USE)**

PURPOSE

Approval to purchase insurance for the Rolling Owner-Controlled Insurance Program (ROCIP 4) through DC Water's broker of record in an amount not to exceed \$11,070,945.00.

CONTRACTOR/SUB/VENDOR INFORMATION

PRIME (BROKER): Wells Fargo Insurances Services USA, Inc. 1750 H Street, NW Washington, DC 20006	PARTICIPATION: 0%	SUBS (CARRIERS): AIG XL Starr Great American Ironshore/National Union	PARTICIPATION: 0%
---	-----------------------------	---	-----------------------------

DESCRIPTION AND PURPOSE

Actions	Value	Period
Original Contract	\$11,070,945.00	11/15/15 - 11/14/20

Purpose of the Contract:

The purpose of this action is to pay the five (5) year insurance premium for construction contractors on DC Water's capital projects. This provides greater insurance coverage on DC Water's projects, increases the number of eligible firms that can bid on DC Water's contracts, and provides cost savings. The cost breakdown is as follows:

Primary Coverage: \$6,825,689.00

Excess Coverage: \$4,245,256.00

Note: This award involves the purchase of primary and excess insurance coverage marketed by DC Water's broker of record. No minority owned carriers are available to provide the level of coverage needed for this program.

PROCUREMENT INFORMATION

Contract Type:	ROCIP Insurance Payment	Award Based On:	Lowest Priced Offer for the Insurance Products
Commodity:	Primary and Excess Insurance	Contract Number:	N/A
Contractor Market:	Insurance Broker Marketing of DC Water's ROCIP 4 Requirements.		

BUDGET INFORMATION

Funding:	Capital	Department:	Chief Financial Office
Service Area:	DC Water Wide	Department Head:	Robert Hunt


ESTIMATED USER SHARE INFORMATION

User	Share %	Dollar Amount
District of Columbia	41.22%	\$ 4,563,444.00
Washington Suburban Sanitary Commission	45.84%	\$ 5,074,921.00
Fairfax County	8.38%	\$ 927,745.00
Loudoun County	3.73%	\$ 412,946.00
Potomac Interceptor	0.83%	\$ 91,889.00
Total Estimated Dollar Amount	100.00%	\$11,070,945.00


 _____, 10/13/15
 Dan Bae Date
 Director of Procurement


 _____, 10/13/15
 Gail Alexander-Reeves Date
 Director of Budget


 _____, 10/15/15
 Mark Kish Date
 Chief Financial Officer


 _____, 10/22/15
 George S. Hawkins Date
 General Manager