



**DISTRICT OF COLUMBIA  
WATER AND SEWER AUTHORITY**

Board of Directors

*Governance Committee*

**January 8, 2014**

**9:00 a.m.**

1. Call to Order..... Chairperson
2. [Update on the Compliance Monitoring Program](#)..... Loretta Caldwell, LS Caldwell & Associates
3. [Update on the Workforce Development Program](#)..... Katrina Wiggins, Chief of Staff
4. Update on Corinthian Contractors Charges..... Randy Hayman, General Counsel
5. [Status of Investigations Regarding Ironworkers Labor Issues](#)..... Loretta Caldwell, LS Caldwell & Associates/ Katherine Cahill, Office of the General Counsel
6. [DC Water Process for Addressing Labor Complaints on DC Water Projects](#)..... Katy Chang, Acting Director, Procurement
7. Emerging Issues ..... Chairperson
8. Agenda for Upcoming Committee Meeting (TBD).....Chairperson
9. Executive Session – To discuss legal, confidential and privileged matters pursuant to Section 2-575 (b) (4) of the D.C. Official Code
10. Adjournment.....Chairperson



District of Columbia Water and Sewer Authority  
George S. Hawkins, General Manager

*DC Water Major Projects  
M/WBE Contracting and Local Employment Compliance  
January 2014 Update*

*Presented to the:*

***Governance Committee***

*Presented by:*

*Gus Bass—Manager, Engineering Management Services Branch  
DC Water Department of Engineering and Technical Services  
Loretta S. Caldwell—Major Projects Compliance Officer  
L. S. Caldwell & Associates, Inc.*

**Wednesday, January 8, 2014**

# DC Water Major Projects

---

## AGENDA

- **Compliance Program Overview**
- **DC Water Major Projects Subject to Fair Share Objectives**
- **M/WBE Contracting Summary**
- **Employment Summary**
- **Questions and Discussion**

# CONTRACTING AND EMPLOYMENT COMPLIANCE OFFICER RESPONSIBILITIES

L. S. Caldwell & Associates, Inc./DP Consultants, Inc.

---

## CONTRACTS

- Monitor and track planned and actual participation against Architectural/Engineering Fair Share Objective of 28% MBE and 4% WBE
- Monitor and track planned and actual participation against Construction Fair Share Objective of 32% MBE and 6% WBE
- Ensure contractors meet and/or exceed their Fair Share Objectives



(For First and Second Tier Contractors)

## CONTRACTING AND EMPLOYMENT COMPLIANCE OFFICER RESPONSIBILITIES

L. S. Caldwell & Associates, Inc./DP Consultants

---

### EMPLOYMENT

- Conduct onsite employee interviews on all construction contracts; review certified payrolls, ensuring they are in accord with Davis Bacon Wage Determinations and wages reported by employees during site interviews.
  
- Monitor execution of District of Columbia First Source Employment Agreements (FSEA) on Major Projects awarded prior to July 2013;
  - 51% new hires targeted to DC residents on construction contracts over \$100K.
  - 35% of total apprentice hours targeted to be performed by DC residents on existing construction contracts over \$500K.

## CONTRACTING AND EMPLOYMENT COMPLIANCE OFFICER RESPONSIBILITIES

L. S. Caldwell & Associates, Inc./DP Consultants

---

### EMPLOYMENT—CONTINUED

- Implement the Interim Employment Program on all Major Projects entered into as of July 2013

#### *DC Water Works, A Local Hiring Initiative*

- Collect resident hiring data on all Major Project
- Actively promote contractors' use of the DC Water Works Job Center onsite and the 3 Satellite Job Centers outside the gate



# DC Water Major Projects M/WBE Contracting Summary

---



# DC Water Major Projects Currently In the Compliance Program

## DC Clean Rivers

- Blue Plains Tunnel (BPT)
- CSO 019
- M Street Diversion Sewer
- Tingey Street Diversion Sewer
- Low Impact Development Retrofit at DC Water Facilities
- Anacostia River Tunnel (ART)
- First Street Tunnel (FST)

Enhanced Nitrogen Removal 1C  
(ENR 1C)

Enhanced Nitrogen Removal 2C  
(ENR 2C)

Enhanced Nitrogen Removal North  
Tunnel Dewatering Pump Station  
and Enhanced Clarification Facility  
(TCPS/ECF)

## BioSolids Management

- Main Process Train (MPT)
- Final Dewatering Facility 1C (FDF1)
- Final Dewatering Facility 2C (FDF2)
- Combined Heat & Power (CHP)



# DC Water Major Projects CONTRACT VALUES

---

## DC Clean Rivers

Blue Plains Tunnel	\$ 326,903,971
CSO O19	\$ 25,606,421
M Street Diversion Sewer	\$ 31,096,346
Tingey St Diversion Sewer	\$ 16,111,686
Low Impact Dev. Retrofit	\$ 3,583,772
Anacostia River Tunnel*	\$ 253,859,999
First Street Tunnel	\$ 157,675,000

## Tunnel Dewatering Pump Station and

Enhanced Clarification Facility \$214,931,000

## Bio Solids Management

Main Process Train	\$210,288,101
Final Dewatering Facility 1C	\$ 7,993,154
Final Dewatering Facility 2C	\$ 78,311,311
Combined Heat & Power	\$ 83,015,875

Enhanced Nitrogen Removal 1C	\$ 70,999,598
Enhanced Nitrogen Removal 2C	\$101,346,553
Enhanced Nitrogen Removal – North	\$ 57,960,000

**TOTAL VALUE OF MAJOR PROJECTS = \$1,639,682,787**



# DC Water Major Projects Subject to Fair Share Objectives

---

<b>Total Value of Reported Projects</b>	<b>\$1,639,682,787</b>
<b>-First Street Tunnel (FST)*</b>	<b>(\$157,675,000)</b>
<b><u>-DC Water Design-Build/GMP Exclusions</u></b>	<b><u>(\$221,289,683)</u></b>
<b>Total Costs Subject to Fair Share Objectives</b>	<b>\$1,260,718,104</b>

\*The FST has not begun reporting. The contract value has been deducted from the total so Fair Share Objectives percentages are not skewed

**DC Water determined the necessity to exclude some costs on Design Build/ Guaranteed Maximum Price contracts**

**Examples of Exclusions from Fair Share Objectives:**

Cambi System (MPT)	\$37,036,000
Tunnel Boring Machines (BPT/ART)	\$55,000,000
Contingencies/Allowances	<u>\$129,253,683 (Approximate)</u>
	<b>\$221,289,683</b>



# DC Water Major Projects A/E Subject to Fair Share Objectives

---

## Design goals are 28% MBE and 4 % WBE

Total Costs Subject to Fair Share Objectives as of Nov 2013      **\$ 1,069,167,571**

Total Costs Subject to Fair Share Objectives as of Jan 2014      **\$ 1,260,718,104**

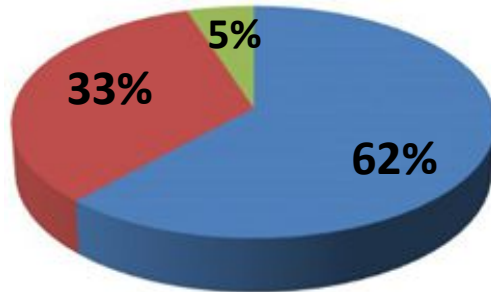
<b>Design Costs Subject to Fair Share Objectives</b>	<b>As of Nov 2013 \$34,018,838</b>	<b>As of Jan 2014 \$53,903,838</b>
28% MBE Design Costs Planned	\$9,525,275	\$15,093,075
28% MBE Design Awarded to Date	\$11,066,367	\$15,014,266
4% WBE Design Costs Planned	\$1,360,753	\$2,156,154
4% WBE Design Awarded to Date	\$1,691,940	\$2,323,801



# TOTAL Design M/WBE Subcontracts Awarded to Date

## TOTAL DESIGN CONTRACTING NOVEMBER 2013

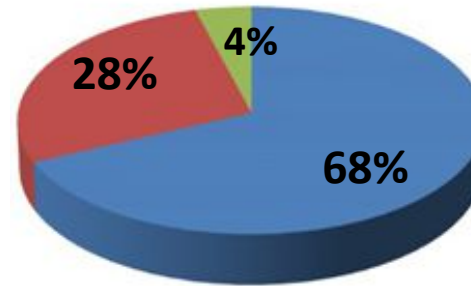
- Total Non-M/WBE:  
\$21,260,531
- Total MBE \$ Awarded:  
\$11,066,367
- Total WBE \$ Awarded:  
\$1,691,940



**TOTAL: \$34,018,838**

## TOTAL DESIGN CONTRACTING JANUARY 2014

- Total Non-M/WBE:  
\$36,656,771
- Total MBE \$ Awarded:  
\$15,014,266
- Total WBE \$ Awarded:  
\$2,232,801



**TOTAL: \$53,903,838**



# TOTAL Design M/WBE Subcontracts Payments to Date

---

## Design goals are 28% MBE and 4 % WBE

Only apply to Professional Services on 6 Major Projects that are Design-Build/GMP Contracts (Blue Plains Tunnel, Tingey Street Diversion Sewer, Main Process Train, Combined Heat and Power, Anacostia River Tunnel, Tunnel Dewatering Pump Station and Enhanced Clarification Facility)

### Fair Share Objective achievement measurement

#### M/WBE PAYMENT CONFIRMATION

#### TOTAL PAYMENTS

	As of November 2013	As of January 2014
MBE Payments	\$ 7,123,434	\$ 7,623,660
WBE Payments	\$ 870,541	\$ 887,840



PROJECTS STARTED MAY 2011  
DATA COLLECTION BEGAN FEBRUARY 2012

# DC Water Major Projects Construction Subject to Fair Share Objectives

---

## Construction goals are 32% MBE and 6 % WBE

Total Costs Subject to Fair Share Objectives as of Nov 2013      **\$ 1,069,167,571**  
 Total Costs Subject to Fair Share Objectives as of Jan 2014      **\$ 1,260,718,104**

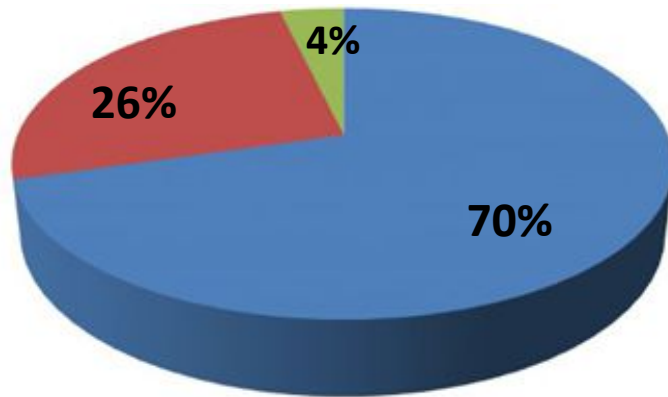
<b>Construction Costs Subject to Fair Share Objectives</b>	<b>As of Nov 2013 \$1,035,148,733</b>	<b>As of Jan 2014 \$1,206,814,266</b>
32% MBE Construction Costs Planned	\$331,247,595	\$386,180,565
22% MBE Construction Awarded to Date	\$268,765,299	\$265,369,653
6% WBE Construction Costs Planned	\$62,108,924	\$72,395,037
4% WBE Construction Awarded to Date	\$42,427,600	\$51,771,893



# TOTAL Construction M/WBE Subcontracts Awarded to Date

**TOTAL CONSTRUCTION CONTRACTING DISTRIBUTION NOVEMBER 2013**

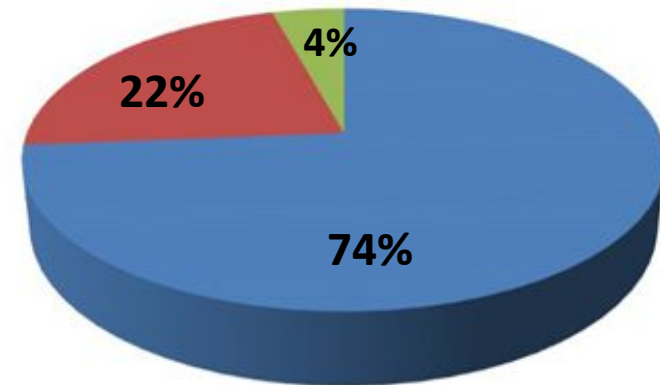
- Total Non-M/WBE: \$723,955,834
- Total MBE \$ Awarded: \$268,765,299
- Total WBE \$ Awarded: \$42,427,600



**TOTAL: \$1,035,148,733**

**TOTAL CONSTRUCTION CONTRACTING DISTRIBUTION JANUARY 2014**

- Total Non-M/WBE: \$889,672,720
- Total MBE \$ Awarded: \$265,369,653
- Total WBE \$ Awarded: \$51,771,893



**TOTAL: \$1,206,814,266**




# TOTAL Construction M/WBE Subcontracts Payments to Date

---

**Construction goals are 32% MBE and 6 % WBE**

**Fair Share Objective Achievement Measurement  
M/WBE PAYMENT CONFIRMATION  
TOTAL PAYMENTS TO DATE**

	<b>As of November 2013</b>	<b>As of January 2014</b>
<b>MBE Payments</b>	<b>\$ 122,054,073</b>	<b>\$ 131,650,822.85</b>
<b>WBE Payments</b>	<b>\$ 16,386,996</b>	<b>\$ 17,861,439.87</b>





# DC Water Major Projects Employment Summary

---



# Employment Statistics

## Cumulative Total Contractor Employees on Major Projects:

<b>Employee Place of Residence</b>					
<b>As of January 2014 - 2234</b>					
District of Columbia	Prince George's County	Montgomery County	Fairfax County	Loudoun County	Outside of User Jurisdictions
<b>269</b>	<b>491</b>	<b>171</b>	<b>177</b>	<b>63</b>	<b>1058</b>

<b>Employee Place of Residence</b>					
<b>As of November 2013 - 1927</b>					
District of Columbia	Prince George's County	Montgomery County	Fairfax County	Loudoun County	Outside of User Jurisdictions
<b>238</b>	<b>422</b>	<b>154</b>	<b>153</b>	<b>31</b>	<b>929</b>

\*Information obtained from project inception to date; ongoing updates



PROJECTS STARTED MAY 2011;  
DATA COLLECTION BEGAN FEBRUARY 2012

# Employment of DC Residents

## Cumulative Total DC Residents on Major Projects:

### DC Employee Residents by Ward As of January 2014 - 269

One	Two	Three	Four	Five	Six	Seven	Eight
46	8	3	38	43	12	47	72

### DC Employee Residents by Ward As of November 2013 - 238

One	Two	Three	Four	Five	Six	Seven	Eight
33	8	3	31	41	9	45	68



\*Information obtained from project inception to date; ongoing updates  
 \*The employment numbers referenced above primarily consist of unskilled labor

# DC Apprenticeship Statistics

(DC Requirement – 35% DC Resident Hours)

**As of January 2014**

No. of Apprentices	Total Apprentice Hours	No. of DC Resident Hours	% DC Resident Hours
<b>68</b>	<b>54,326</b>	<b>23,396.50</b>	<b>43.1%</b>

**As of November 2013**

No. of Apprentices	Total Apprentice Hours	No. of DC Resident Hours	% DC Resident Hours
<b>68</b>	<b>52,041</b>	<b>22,673</b>	<b>43.6%</b>



\*Information obtained to date; ongoing updates

# Select Overview of Employment Data By Other Jurisdiction (1058)

State	Employees	State	Employees	State	Employees
AL	1	KS	25	OH	5
AR	1	KY	2	OR	1
AUS	1	LA	3	PA	16
CO	2	MA	12	TN	2
CA	8	MD	361	TX	9
CT	3	MI	5	VA	326
FL	17	MO	49	VT	3
GA	13	NC	90	WA	9
IA	2	NH	3	WVA	19
IL	19	NJ	12	Unknown	18
IN	2	NY	19		

DATA SHOWN REFLECTS INFORMATION FROM COMPANIES THAT RESPONDED TO REQUESTS FOR INFORMATION.  
THE FULL OVERVIEW OF EMPLOYEES FROM OTHER JURISDICTIONS HAS BEEN ADDED IN AN ATTACHMENT.



# Overview of Cumulative Employment Data By Job Category

---

## Definitions

**Professional: Architects, Professional Engineers (PEs)**

**Management: Technical and Administrative Staff**

**Labor: Tradesmen/Tradeswomen**

<b>Overview of Employees by Job Category*</b> As of August 2013	
<b>Professional</b>	<b>309</b>
<b>Management</b>	<b>320</b>
<b>Labor</b>	<b>1,600</b>

**DATA SHOWN ON THIS PAGE REFLECTS INFORMATION FROM COMPANIES THAT RESPONDED TO REQUESTS FOR INFORMATION**



# DC Water Works

A Local Hiring Initiative

## Job Center

### ***Onsite Applicant/ New Hire Statistics***

#### Applicants – 360

PG County:	73
District of Columbia:	214
Loudoun County:	2
Fairfax County:	16
Montgomery County:	8
Other:	47

#### New Hires – 31

Ulliman Schutte:	19
PC Construction:	8
The Bulldog Group:	1
Arcadis:	1
Wharton Supplies:	1
DC Lines:	1

#### Interviewee Residence – 76

District of Columbia:	40
Fairfax County:	8
Loudoun County:	1
Montgomery County:	1
Prince Georges County:	10
Other:	16

#### Interviews – 76

1st Quarter:	11
2nd Quarter :	36
3rd Quarter:	14
4th Quarter:	15



# DC Water Works

A Local Hiring Initiative

## Job Center- Positions Hired

Contractor	Positions Hired	Resident Location	New Hires Reported
Ulliman Schutte	Laborers	DC – Ward(s): 4(1) 7(1), 8(5), PG(2), Other(2)	11
	Millwright	DC – Ward(s): 7(1), Charles County, Baltimore	3
	Bus Driver	DC – Ward 8	1
	Carpenter Crane Operator	Fairfax Fairfax, Baltimore	1 3
PC Construction	Laborers	DC – Ward(s): 1(1), 6(1), 7(1), 8(4) Calvert County	7 1
Bulldog Distribution Trucking	Class A CDL Driver	DC – Ward 8	1
DC Lines	Class B CDL Driver	DC – Ward 8	1
Arcadis	CCTV Inspector	Texas	1
Wharton Suppliers	Class B CDL Driver	Alexandria, VA	1





## Current Employment Opportunities

Employer Name	Contact Information	Job Title
Aaron's Concrete Pumping, Inc	To apply contact Troy at 410-795-1047	<ul style="list-style-type: none"> <li>▪ Concrete Pump Truck Driver</li> <li>▪ Schwing/Putmeister Mechanic</li> </ul>
Anchor Construction Corporation	To apply please visit <a href="http://www.anchorconst.com">www.anchorconst.com</a> or apply in person at Anchor Construction 2254 25 <sup>th</sup> Place NE Washington, DC	<ul style="list-style-type: none"> <li>▪ Skilled Pipelayer</li> <li>▪ Skilled Concrete Finisher</li> </ul>
Apex Petroleum	301-773-9009	<ul style="list-style-type: none"> <li>▪ Fuel Delivery Driver</li> </ul>
Bulldog Distribution Trucking	<a href="mailto:contact@bulldogdistribution.net">contact@bulldogdistribution.net</a>	<ul style="list-style-type: none"> <li>▪ Truck Drivers</li> </ul>
Chaney Enterprises	Applicants need to access <a href="http://www.ChaneyEnterprises.com">www.ChaneyEnterprises.com</a>	<ul style="list-style-type: none"> <li>▪ Concrete Mixer Driver</li> <li>▪ Dispatch/CSR</li> <li>▪ Diesel Mechanic</li> </ul>
DMY Engineering Services	Email resume to hr@dmyec.com	<ul style="list-style-type: none"> <li>▪ Engineering Field Technician</li> </ul>
Flippo Construction	Apply in person at: 3820 Penn Belt Place Forestville, MD	<ul style="list-style-type: none"> <li>▪ Pipe Foreman/Crew Leader</li> <li>▪ Dump Truck Driver</li> </ul>
Goel Services	Fax Resume to: 202-567-3721	<ul style="list-style-type: none"> <li>▪ CCTV Operator</li> <li>▪ Vacuum Truck Driver</li> </ul>
Lyn-Phill Construction, LLC	Call 202-787-2304 to complete an application	<ul style="list-style-type: none"> <li>▪ Ironworker – Journeyman &amp; Apprentice Rebar Installer</li> </ul>
Ulliman Schutte Construction, LLC	202-373-1380 or 202-561-4402	<ul style="list-style-type: none"> <li>▪ Certified Crane Operator</li> <li>▪ ASME Certified Pipe Welder</li> <li>▪ AWS Certified Structural Welder</li> <li>▪ Skilled Laborer</li> <li>▪ Concrete Finisher</li> <li>▪ Pipefitter</li> </ul>
Video Pipe Services	11420 Old Baltimore Pike Beltsville, MD 20705	<ul style="list-style-type: none"> <li>▪ Foreman</li> <li>▪ CDL Operators</li> </ul>
Wharton Suppliers	Contact Barry Schroeder at 703-569-6660 to apply	<ul style="list-style-type: none"> <li>▪ Inside Sales Person</li> <li>▪ Class A &amp; B Truck Drivers</li> </ul>



# Satellite Job Centers

The DC Water Works Satellite Job Centers operate in concert with the DC Water Works Job Center onsite.

DC Water contractor job opportunities and the application process are made more accessible to DC residents, throughout the District, particularly in Wards 7 and 8.

## The DC Water Works Satellite Job Centers (SJC) Statistics Beginning September 3, 2013

	Visitors	Callers	Construction Applications	Resumes	Potential Applicants*
Greater Washington Urban League <b>Ward 1</b>	69	3	34	26	36
Anacostia Economic Development Corporation <b>Wards 7 &amp; 8</b>	76	4	42	40	58
DC Water Business Office <b>Ward 6</b>	131	10	62	48	120
<b>SJC Totals</b>	<b>276</b>	<b>17</b>	<b>138</b>	<b>114</b>	<b>214</b>

**\*Potential Applicants – Individuals who indicated they would apply online for a DC Water or construction contractor employment opportunity**



# DC Water Works

A Local Hiring Initiative

## Job Center

---

### *Initiatives*

- Database Expansion
- Contractors “Weekly Bulletin”
- Contractor Employment Needs Analysis
- Training Resources (63) Outreach efforts
- Contractors Roundtable Discussions
- Employment Opportunity Listings
- Open House Events

# DC Water Major Projects Summary

---

- **Fair Share Objective Goals in A/E have been met thus far. Though, the current contracted dollars are below the goals. This is primarily reflective of new projects (i.e. TDPS) on which all subcontracts have not been awarded to ensuing contractors to-date.**

- **DC Water has successfully completed the development of an Interim Employment Program, ...**

## **DC Water Works, A Local Hiring Initiative**

**and has begun to train and implement online reporting for all DC Water participating projects...not just Major Projects, but other construction and goods contracts.**

- **DC Water has opened 3 Satellite Job Centers across the District in addition to the Onsite trailer, where job applicants can find out which contractors are hiring and in what disciplines.**



## DC Water Major Projects

---

# QUESTIONS AND DISCUSSION

Governance Committee - 2. Update on Compliance Monitoring Program - Loretta Caldwell, LS Caldwell & Associates

Period Ending as of December 30, 2013

DC Water Management Compliance Expanded Report  
December 2013

Contract: Division A			PROJECT GOALS				MBE/WBE DESIGN							
Contractor: Traylor Skanska Jay Dee JV			Design MBE	28%										
Contract Number: 100040			Design WBE	4%										
Total Contract Value: \$326,903,971			Construction MBE	32%										
% Project Complete: 100% design; 60% construction			Construction WBE	6%										
Total DESIGN Eligible			ELIGIBLE	\$ 8,000,000.00			TO-DATE	\$ 7,981,250.00						
			(A)	(A/TOT ELIGIBLE)			(B)	(B/A) (B/TO-DATE) C (C/TOT ELIGIBLE)						
SUBCONTRACTOR	TIER	CONTRACTED BY	SUBCONTRACT APPROVAL REQUEST (SAR) APPROVAL DATE	SUBCONTRACT VALUE AWARDED + CHANGE ORDERS	% OF TOTAL ELIGIBLE	TOTAL PREVIOUSLY INVOICED	THIS PERIOD	TOTAL INVOICED TO DATE	% COMPLETE	% OF TOTAL TO-DATE	MONTHLY 6100-2 PAYMENTS	ACTUAL PAID TO DATE*	ACTUAL % OF TOTAL ELIGIBLE TO DATE	CONTRACT VALUE REMAINING
MBE														
EBA Engineering, Inc.	1	TSJD	7/28/2011	\$ 67,950.00	0.8%	\$ 67,950.00	\$0.00	\$ 67,950.00	100.0%	0.9%	\$0.00	\$ 67,950.00	0.85%	\$0.00
EMC2	1	TSJD	7/28/2011	\$ 1,231,535.00	15.4%	\$ 1,231,535.00	\$0.00	\$ 1,231,535.00	100.0%	15.4%	\$0.00	\$ 979,923.00	12.25%	\$0.00
HSA, Inc.	2	Halcrow	5/5/2011	\$ 698,904.28	8.7%	\$ 698,904.28	\$0.00	\$ 698,904.28	100.0%	8.8%	\$0.00	\$ 698,904.28	8.74%	\$0.00
Jackson & Tull	2	Halcrow	5/5/2011	\$ 682,291.68	8.5%	\$ 682,291.68	\$0.00	\$ 682,291.68	100.0%	8.5%	\$0.00	\$ 600,539.72	7.51%	\$0.00
List & Associates, LLC	1	TSJD	11/30/2011	\$ 500,000.00	6.3%	\$280,390.56	\$36,454.94	\$ 316,844.90	63.4%	4.0%	\$0.00	\$ 316,844.94	3.96%	\$ 183,155.10
Robinson & Associates	1	TSJD	5/22/2012	\$ 300,000.00	3.8%	\$ 242,759.00	\$0.00	\$ 242,759.00	80.9%	3.0%	\$0.00	\$ 242,759.00	3.03%	\$ 57,241.00
MBE TOTALS				\$ 3,480,680.96	43.5%	\$ 3,203,830.52	\$36,454.94	\$ 3,240,284.86	40.6%	40.6%	\$0.00	\$ 2,906,920.34	36.3%	\$ 240,396.10
WBE														
Dawn Underground Engineering	2	Halcrow	5/5/2011	\$ 345,850.89	4.3%	\$ 345,850.89	\$0.00	\$ 345,850.89	100.0%	4.3%	\$0.00	\$ 339,738.22	4.2%	\$0.00
WBE TOTALS				\$ 345,850.89	4.3%	\$ 345,850.89	\$0.00	\$ 345,850.89	100.0%	4.3%	\$0.00	\$ 339,738.22	4.2%	\$0.00
*ACTUAL PAID TO DATE may not include retainage or amounts being invoiced THIS PERIOD which is normal industry practice.														
MBE/WBE CONSTRUCTION														
Total CONSTRUCTION Eligible			ELIGIBLE	\$ 265,361,000.00			TO-DATE	\$ 158,174,826.17						
			(A)	(A/TOT ELIGIBLE)			(B)	(B/A) (B/TO-DATE) C (C/TOT ELIGIBLE)						
SUBCONTRACTOR	TIER	CONTRACTED BY	SUBCONTRACT APPROVAL REQUEST (SAR) APPROVAL DATE	SUBCONTRACT VALUE AWARDED + CHANGE ORDERS	% OF TOTAL ELIGIBLE	TOTAL PREVIOUSLY INVOICED	THIS PERIOD	TOTAL INVOICED TO DATE	% COMPLETE	% OF TOTAL TO-DATE	MONTHLY 6100-2 PAYMENTS	ACTUAL PAID TO DATE*	ACTUAL % OF TOTAL ELIGIBLE TO DATE	CONTRACT VALUE REMAINING
MBE														
Adeb Inc	1	TSJD	4/16/2012	\$ 140,000.00	0.1%	\$ 84,014.00	\$16,015.00	\$ 100,029.00	71.4%	0.06%	\$0.00	\$ 100,029.00	0.038%	\$ 39,971.00
Adek Petroleum	1	TSJD	4/17/2012	\$ 2,500,000.00	0.9%	\$ 820,947.78	\$101,900.46	\$ 922,848.24	36.9%	0.58%	\$0.00	\$ 878,064.59	0.23%	\$ 1,577,151.76
Blue Lake Crane, LLC	1	TSJD	9/17/2012	\$ 99,743.14	0.04%	\$ 99,743.14	\$0.00	\$ 99,743.14	100.0%	0.06%	\$0.00	\$ 99,636.73	0.04%	\$0.00
Buildog Construction	1	TSJD	8/6/2012	\$ 2,889,680.00	1.1%	\$ 922,084.22	\$0.00	\$ 922,084.22	31.9%	0.58%	\$0.00	\$ 665,427.39	0.25%	\$ 1,967,595.78
Buildog Construction	2	Bencor	5/10/2012	\$ 3,208,059.89	1.2%	\$ 3,208,059.89	\$0.00	\$ 3,208,059.89	100.0%	2.03%	\$0.00	\$ 3,208,059.89	1.21%	\$0.00
Buildog Distribution Trucking, LLC	1	TSJD	9/14/2011	\$ 18,441,088.00	6.9%	\$ 6,218,913.97	\$28,665.89	\$ 6,247,579.86	33.9%	3.95%	\$13,527.00	\$ 6,146,470.01	2.32%	\$ 12,193,508.14
Buildog Distribution Trucking, LLC	2	Bencor	5/10/2012	\$ 2,758,781.98	1.0%	\$ 2,758,781.98	\$0.00	\$ 2,758,781.98	100.0%	1.74%	\$0.00	\$ 2,758,781.98	1.04%	\$0.00
Buildog Distribution Trucking	2	H. Baker	1/2/2013	\$ 118,520.00	0.04%	\$ 118,520.00	\$0.00	\$ 118,520.00	100.0%	0.07%	\$0.00	\$ 118,520.00	0.04%	\$0.00
C&M Home Heating	1	TSJD	5/14/2013	\$ 75,000.00	0.03%	\$ 29,390.63	\$0.00	\$ 29,390.63	39.2%	0.00%	\$0.00	\$ 28,130.49	0.03%	\$ 45,609.37
C&M Home Heating	2	Bencor	5/10/2012	\$ 905,550.29	0.3%	\$ 905,550.29	\$0.00	\$ 905,550.29	100.0%	0.57%	\$0.00	\$ 902,598.29	0.34%	\$0.00
CON-Sov, Inc	1	TSJD	10/26/2011	\$ 24,300,000.00	9.2%	\$ 15,307,680.86	\$1,251,851.80	\$ 16,559,532.76	68.1%	10.47%	\$1,341,807.93	\$ 12,680,924.76	4.78%	\$ 7,740,427.24
Diversified Environmental	1	TSJD	10/11/2012	\$ 89,851.54	0.0%	\$ 89,851.54	\$0.00	\$ 89,851.54	0.0%	0.06%	\$0.00	\$ 89,851.54	0.03%	\$0.00
EZCR	1	TSJD	2/9/2012	\$ 33,350.00	0.0%	\$ 33,350.00	\$0.00	\$ 33,350.00	0.0%	0.02%	\$0.00	\$ 33,350.00	0.01%	\$0.00
EMC2	1	TSJD	7/28/2011	\$ 2,877,960.00	1.1%	\$ 2,498,416.15	\$0.00	\$ 2,498,416.15	86.8%	1.58%	\$0.00	\$ 1,614,710.00	0.61%	\$ 379,543.85
Fast Signs of Washington	1	TSJD	5/10/2012	\$ 23,000.00	0.01%	\$ 20,745.51	\$0.00	\$ 20,745.51	90.2%	0.01%	\$0.00	\$ 18,146.61	0.007%	\$ 2,254.49
Fort Myer Construction Corp.	1	TSJD	3/30/2012	\$ 471,099.70	0.2%	\$ 471,099.70	\$0.00	\$ 471,099.70	100.0%	0.30%	\$0.00	\$ 471,099.70	0.18%	\$0.00
G&C Service and Supply	1	TSJD	12/13/2011	\$ 8,000,000.00	3.0%	\$ 1,743,695.10	\$0.00	\$ 1,743,695.10	21.8%	1.10%	\$0.00	\$ 1,641,049.30	0.62%	\$ 6,256,304.90
Glover's Septic Services	1	TSJD	4/16/2012	\$ 90,000.00	0.03%	\$ 77,589.23	\$6,535.58	\$ 84,124.81	93.5%	0.05%	\$6,535.57	\$ 86,084.08	0.03%	\$ 5,875.19
HSA, Inc	1	TSJD	9/1/2011	\$ 175,000.00	0.1%	\$ 137,490.45	\$0.00	\$ 137,490.45	78.6%	0.09%	\$0.00	\$ 125,140.00	0.05%	\$ 37,509.55
Mohawk Bridge & Iron, Inc.	2	Berkel	5/16/2012	\$ 600,000.00	0.2%	\$ 562,626.71	\$0.00	\$ 562,626.71	93.8%	0.36%	\$0.00	\$ 542,834.87	0.20%	\$ 37,373.29
Monumental Concrete	1	TSJD	4/17/2012	\$ 579,794.00	0.2%	\$ 539,918.75	\$0.00	\$ 539,918.75	93.1%	0.34%	\$0.00	\$ 353,302.45	0.13%	\$ 5,227,875.25
Monumental Concrete	2	Bencor	5/10/2012	\$ 5,880,833.00	2.2%	\$ 5,880,833.00	\$0.00	\$ 5,880,833.00	100.0%	3.72%	\$0.00	\$ 5,661,007.00	2.1%	\$0.00
Pioneer Contracting Company	1	TSJD	1/2/2013	\$ 671,061.09	0.3%	\$ 309,150.00	\$0.00	\$ 309,150.00	46.1%	0.20%	\$0.00	\$ 309,150.00	0.12%	\$ 361,911.09
Pioneer Contracting Company	2	Bencor	5/10/2012	\$ 227,610.06	0.1%	\$ 227,610.06	\$0.00	\$ 227,610.06	100.0%	0.14%	\$0.00	\$ 227,610.06	0.09%	\$0.00
SECA Underground	1	TSJD	3/12/2013	\$ 1,245,158.48	0.5%	\$ 1,245,109.28	\$0.00	\$ 1,245,109.28	100.0%	0.79%	\$0.00	\$ 1,130,022.74	0.43%	\$49.20
TAS Demolition and Excavation	1	TSJD	11/27/2012	\$ 20,780.00	0.0%	\$ 20,780.00	\$0.00	\$ 20,780.00	100.0%	0.01%	\$0.00	\$ 20,780.00	0.01%	\$0.00
Urban Services Systems Corp	1	TSJD	7/25/2012	\$ 31,671.45	0.01%	\$ 31,671.45	\$0.00	\$ 31,671.45	100.0%	0.02%	\$0.00	\$ 31,671.45	0.01%	\$0.00
MBE TOTALS				\$ 81,641,592.62	30.8%	\$44,363,623.69	\$ 1,405,008.83	\$ 45,768,632.52	28.9%	28.9%	\$1,361,870.50	\$ 39,936,449.93	15.0%	\$ 35,872,960.10
WBE														
Ackerman & Baynes, LLC	1	TSJD	7/19/2012	\$ 1,500,000.00	0.6%	\$ 1,455,016.67	\$23,732.34	\$ 1,478,749.01	98.6%	0.9%	\$0.00	\$ 1,455,961.55	0.55%	\$21,250.99
AJ Stationers	1	TSJD	5/11/2011	\$ 140,000.00	0.1%	\$ 86,443.54	\$6,428.58	\$ 92,872.12	66.3%	0.06%	\$0.00	\$ 91,645.00	0.03%	\$ 47,127.88
Aaron's Concrete Pumping	1	TSJD	2/2/2013	\$ 885,000.00	0.3%	\$ 161,593.78	\$16,890.00	\$ 178,393.78	20.2%	0.11%	\$24,402.50	\$ 157,218.78	0.06%	\$ 706,606.22
Century Fence Construction	1	TSJD	8/15/2011	\$ 300,000.00	0.1%	\$ 293,475.84	\$0.00	\$ 293,475.84	97.8%	0.19%	\$0.00	\$ 266,182.10	0.10%	\$ 6,524.16
Delmarva Trailers	1	TSJD	3/19/2012	\$ 40,000.00	0.02%	\$ 21,549.00	\$0.00	\$ 21,549.00	53.9%	0.01%	\$0.00	\$ 18,192.60	0.01%	\$ 18,451.00
Ideal Electrical Supply Co.	1	TSJD	5/10/2012	\$ 230,000.00	0.1%	\$ 227,922.19	\$0.00	\$ 227,922.19	99.1%	0.14%	\$0.00	\$ 227,922.19	0.09%	\$ 2,077.81
J&K Equipment	1	TSJD	1/2/2013	\$ 340,000.00	0.13%	\$ 317,220.22	\$18,703.37	\$ 335,923.59	98.8%	0.21%	\$6,474.62	\$ 319,569.89	0.12%	\$4,076.41
Leyden Electric, Inc	1	TSJD	10/11/2012	\$ 3,000,000.00	1.1%	\$ 619,808.89	\$112,364.73	\$ 732,173.62	24.4%	0.46%	\$53,896.01	\$ 559,458.19	0.21%	\$ 2,267,826.38
Monumental Supply Co.	1	TSJD	3/29/2012	\$ 172,000.00	0.06%	\$ 170,942.89	\$83.67	\$ 171,026.56	99.4%	0.11%	\$3,318.75	\$ 170,942.89	0.06%	\$ 973.44
Oehlerking Hauling & Rigging	1	TSJD	4/16/2012	\$ 400,000.00	0.2%	\$ 340,456.92	\$0.00	\$ 340,456.92	85.1%	0.22%	\$0.00	\$ 322,559.92	0.12%	\$59,543.08
Oehlerking Hauling & Rigging	2	Bencor	5/16/2012	\$ 212,304.75	0.08%	\$ 212,304.75	\$0.00	\$ 212,304.75	100.0%	0.13%	\$0.00	\$ 212,304.75	0.08%	\$0.00
The Rigging Box	1	TSJD	5/16/2012	\$ 110,000.00	0.04%	\$ 63,863.30	\$6,668.65	\$ 70,531.95	64.1%	0.04%	\$0.00	\$ 49,173.07	0.02%	\$ 39,468.05
The Rigging Box	2	Bencor	5/16/2012	\$ 136,058.39	0.05%	\$ 136,058.39	\$0.00	\$ 136,058.39	100.0%	0.09%	\$0.00	\$ 136,058.39	0.05%	\$0.00
Trinity Building Services	1	TSJD	2/29/2012	\$ 75,000.00	0.03%	\$ 43,276.50	\$6,774.55	\$ 50,051.05	66.7%	0.03%	\$0.00	\$ 50,051.05	0.02%	\$ 24,948.95
WBE TOTALS				\$ 7,940,363.14	2.8%	\$ 4,149,932.88	\$ 191,555.89	\$ 4,341,488.77	2.74%	2.74%	\$88,091.88	\$4,037,234.37	1.5%	\$3,198,874.37

## Governance Committee - 2. Update on Compliance Monitoring Program - Loretta Caldwell, LS Caldwell & Associates

Period Ending as of December 30, 2013

DC Water Management Compliance Expanded Report  
December 2013

*\*ACTUAL PAID TO DATE may not include retainage or amounts being invoiced THIS PERIOD which is normal industry practice.*

**Governance Committee - 2. Update on Compliance Monitoring Program - Loretta Caldwell, LS Caldwell & Associates**

Period Ending as of December 30, 2013

DC Water Management Compliance Expanded Report  
December 2013

Contract:		Division C		PROJECT GOALS										
Contractor:	Ulliman Schutte Construction	Construction MBE	32%											
Contract Number:	110050	Construction WBE	6%											
Total Contract Value	\$25,606,421													
% Project Complete	92%													
<b>MBE/WBE CONSTRUCTION</b>														
Total CONSTRUCTION Eligible		<table border="1"> <tr> <th>ELIGIBLE</th> <th>TO-DATE</th> </tr> <tr> <td>\$ 25,606,420.69</td> <td>\$ 25,585,420.69</td> </tr> </table>		ELIGIBLE	TO-DATE	\$ 25,606,420.69	\$ 25,585,420.69							
ELIGIBLE	TO-DATE													
\$ 25,606,420.69	\$ 25,585,420.69													
		(A)	(A/TOT ELIGIBLE)	(B)	(B/A)	(B/TO-DATE)	C	(C/TOT ELIGIBLE)						
SUBCONTRACTOR	TIER	CONTRACTED BY	SUBCONTRACT APPROVAL REQUEST (SAR) APPROVAL DATE	SUBCONTRACT VALUE AWARDED + CHANGE ORDERS	% OF TOTAL ELIGIBLE	TOTAL PREVIOUSLY INVOICED	THIS PERIOD	TOTAL INVOICED TO DATE	% COMPLETE	% OF TOTAL TO-DATE	MONTHLY 6100-2 PAYMENTS	ACTUAL PAID TO DATE*	ACTUAL % OF TOTAL ELIGIBLE TO DATE	CONTRACT VALUE REMAINING
MBE														
Elite Hauling	1	USC	2/22/2012	\$ 374,201.79	1.5%	\$ 350,655.54	\$0.00	\$ 350,655.54	93.7%	1.4%	\$0.00	\$ 350,655.54	1.4%	\$23,546.25
EMCZ, Inc	1	USC	2/22/2012	\$ 19,810.00	0.1%	\$ 19,800.00	\$0.00	\$ 19,800.00	99.9%	0.1%	\$0.00	\$ 19,800.00	0.1%	\$10.00



Governance Committee - 2. Update on Compliance Monitoring Program - Loretta Caldwell, LS Caldwell & Associates

Period Ending as of December 30, 2013

DC Water Management Compliance Expanded Report  
December 2013

Fort Myer Construction Co	1	USC	2/22/2012	\$ 333,235.00	1.3%	\$ 166,178.29	\$0.00	\$ 166,178.29	49.9%	0.6%	\$0.00	\$ 166,178.29	0.6%	\$167,056.71
Froehling & Robertson, Inc.	1	USC	7/2/2012	\$ 86,288.50	0.3%	\$65,930.50	\$0.00	\$65,930.50	76.4%	0.0%	\$0.00	\$65,930.50	0.3%	\$20,358.00
Hi-Mark Construction Group	1	USC	10/28/2011	\$ 9,089,869.00	35.5%	\$ 8,414,915.22	\$0.00	\$ 8,414,915.22	92.6%	33%	\$0.00	\$ 8,330,092.29	32.5%	\$674,953.78
Shelton Federal Group	1	USC	10/3/2011	\$ 28,546.00	0.1%	\$ 28,546.00	\$0.00	\$ 28,546.00	100.0%	0.1%	\$0.00	\$ 28,546.00	0.1%	\$0.00
SZ PM Consultants	1	USC	5/30/2012	\$ 5,000.00	0.02%	\$ 4,534.95	\$0.00	\$ 4,534.95	90.7%	0.02%	\$0.00	\$ 4,534.95	0.02%	\$465.05
<b>MBE TOTALS</b>				<b>\$ 9,336,950.29</b>	<b>38.8%</b>	<b>\$9,050,560.50</b>	<b>\$0.00</b>	<b>\$9,050,560.50</b>	<b>35.1%</b>		<b>\$0.00</b>	<b>\$8,965,737.57</b>	<b>35.0%</b>	<b>\$886,389.79</b>
<b>WBE</b>														
Bernstein Associates	1	USC	10/28/2011	\$ 13,709.55	0.05%	\$ 12,434.80	\$0.00	\$ 12,434.80	90.7%	0.05%	\$0.00	\$ 12,434.80	0.05%	\$ 1,274.75
Foundation Test Group	1	USC	11/22/2011	\$ 81,600.00	0.32%	\$ 72,300.00	\$0.00	\$ 72,300.00	88.6%	0.3%	\$0.00	\$ 72,300.00	0.26%	\$ 9,300.00
Ideal Electrical Supply Corp	1	USC	10/28/2011	\$ 1,679,109.00	6.56%	\$ 1,475,395.83	\$0.00	\$ 1,475,395.83	87.9%	5.8%	\$0.00	\$ 1,258,383.19	4.91%	\$ 203,713.17
<b>WBE TOTALS</b>				<b>\$ 1,774,418.55</b>	<b>6.9%</b>	<b>\$ 1,560,130.63</b>	<b>\$0.00</b>	<b>\$ 1,560,130.63</b>	<b>6.1%</b>		<b>\$0.00</b>	<b>\$ 1,343,117.99</b>	<b>5.2%</b>	<b>\$ 214,287.92</b>

\*ACTUAL PAID TO DATE may not include retainage or amounts being invoiced THIS PERIOD which is normal industry practice.

<b>Contract:</b> Division E		<b>PROJECT GOALS</b>	
<b>Contractor:</b> Corman Contractors, Inc.		Construction MBE	32%
<b>Contract Number:</b> 110210		Construction WBE	6%
<b>Total Contract Value</b> \$31,096,346			
<b>% Project Complete</b> 56%			

MBE/WBE CONSTRUCTION														
Total CONSTRUCTION Eligible			ELIGIBLE		TO-DATE									
			\$ 31,096,346.00		\$ 17,391,760.69									
			(A)		(B)		(B/A)		(B/TO-DATE)		C		(C/TOT ELIGIBLE)	
SUBCONTRACTOR	TIER	CONTRACTED BY	SUBCONTRACT APPROVAL REQUEST (SAR) APPROVAL DATE	SUBCONTRACT VALUE AWARDED + CHANGE ORDERS	% OF TOTAL ELIGIBLE	TOTAL PREVIOUSLY INVOICED	THIS PERIOD	TOTAL INVOICED TO DATE	% COMPLETE	% OF TOTAL TO-DATE	MONTHLY 6100-2 PAYMENTS	ACTUAL PAID TO DATE*	ACTUAL % OF TOTAL ELIGIBLE TO DATE	CONTRACT VALUE REMAINING
<b>MBE</b>														
Brothers Signal Company	1	Corman	6/26/2012	\$ 485,578.00	1.6%	\$ 371,671.60	\$0.00	\$ 371,671.60	76.5%	2.1%	\$0.00	\$ 319,549.86	1.0%	\$ 113,906.40
Century Fence Construction	1	Corman	4/9/2012	\$ 63,000.00	0.2%	\$ 55,719.71	\$0.00	\$ 62,210.79	98.7%	0.4%	\$0.00	\$ 55,989.71	0.2%	\$ 789.21
DocSav Industries	2	Bradshaw	11/20/2012	\$ 54,119.06	0.2%	\$ 54,119.06	\$0.00	\$ 54,119.06	100.0%	0.3%	\$0.00	\$ 41,637.53	0.1%	\$0.00
DocSav Industries	1	Corman	8/6/2012	\$ 150,000.00	0.5%	\$ 131,425.29	\$0.00	\$ 131,425.29	87.6%	0.8%	\$0.00	\$ 131,425.29	0.4%	\$ 18,574.71
Fredericktowne Labs	1	Corman	8/30/2012	\$ 6,765.00	0.0%	\$ 6,765.00	\$0.00	\$ 6,765.00	100.0%	0.0%	\$0.00	\$ 6,765.00	0.0%	\$0.00
G.E. Frisco	1	Corman	1/25/2013	\$ 1,993,450.00	6.4%	\$ 1,722,636.81	\$390,284.76	\$ 2,112,921.57	106.0%	12.1%	\$0.00	\$ 1,948,024.12	6.3%	\$ (119,471.57)
Genesis Steel Services	1	Corman	4/9/2012	\$ 1,040,000.00	3.3%	\$ 375,025.24	\$2,141.99	\$ 377,167.23	36.3%	2.2%	\$0.00	\$ 362,827.10	1.2%	\$ 662,832.77
Goel Services, Inc.	2	Brenford Environ	10/31/2012	\$ 10,648.00	0.0%	\$ 10,648.00	\$0.00	\$ 10,648.00	100.0%	0.1%	\$0.00	\$ 10,648.00	0.0%	\$0.00
Metro Paving Corporation	1	Corman	4/9/2012	\$ 1,369,904.00	4.4%	\$ 178,015.21	\$6,331.07	\$ 184,346.28	13.5%	1.1%	\$0.00	\$ 178,015.21	0.6%	\$ 1,185,557.72
Monumental Concrete LLC	1	Corman	6/26/2012	\$ 1,065,088.57	3.4%	\$ 611,948.00	\$18,837.00	\$ 630,785.00	59.2%	3.6%	\$39,657.00	\$ 612,271.00	2.0%	\$ 434,303.57
Monumental Concrete LLC	2	Bradshaw	11/20/2012	\$ 1,690,000.00	5.4%	\$0.00	\$0.00	\$0.00	0.0%	0.0%	\$0.00	\$0.00	0.0%	\$ 1,690,000.00
Schneider Laboratories, Inc.	1	Corman	10/1/2012	\$ 45,831.00	0.1%	\$0.00	\$37,535.00	\$ 37,535.00	81.9%	0.2%	\$0.00	\$ 34,247.00	0.1%	\$ 8,296.00
Searam Enterprises	1	Corman	8/30/2012	\$ 990,000.00	3.2%	\$ 834,020.95	\$17,953.46	\$ 851,974.41	86.1%	4.9%	\$78,559.66	\$ 791,085.57	2.5%	\$ 138,025.59
Subsurface Technologies	1	Corman	10/11/2011	\$ 24,300.00	0.1%	\$0.00	\$15,623.70	\$ 15,623.70	0.0%	0.1%	\$0.00	\$ 15,623.37	0.1%	\$ 8,676.30
<b>MBE TOTALS</b>				<b>\$ 8,988,683.63</b>	<b>28.9%</b>	<b>\$ 4,351,994.87</b>	<b>\$ 488,706.98</b>	<b>\$ 4,847,192.93</b>	<b>27.9%</b>		<b>\$118,216.66</b>	<b>\$ 4,508,108.76</b>	<b>14.5%</b>	<b>\$ 4,141,490.70</b>
<b>WBE</b>														
Bernstein Associates	1	Corman	3/19/2012	\$ 15,500.00	0.05%	\$ 10,172.35	\$1,508.80	\$ 11,681.15	75.4%	0.1%	\$1,312.28	\$ 10,917.95	0.04%	\$ 3,818.85
Foundation Test Group	1	Corman	3/2/2012	\$ 1,017,438.00	3.27%	\$ 639,184.70	\$28,550.00	\$ 667,734.70	65.6%	3.8%	\$28,550.00	\$ 667,734.70	2.15%	\$ 349,703.30
Froehling & Robertson, Inc.	1	Corman	5/30/2012	\$ 65,000.00	0.21%	\$ 27,263.20	\$2,780.80	\$ 30,044.00	46.2%	0.2%	\$0.00	\$ 16,093.00	0.05%	\$ 34,956.00
Janette H. Redrow, LTD	1	Corman	5/30/2012	\$ 739,623.85	2.38%	\$ 464,362.37	\$266,461.91	\$ 730,824.28	98.8%	4.2%	\$0.00	\$ 730,824.28	2.35%	\$ 8,799.57
Seed and Site Solutions	1	Corman	4/9/2012	\$ 15,314.00	0.05%	\$ 15,314.00	\$0.00	\$ 15,314.00	100.0%	0.1%	\$0.00	\$ 13,195.40	0.04%	\$0.00
Sunrise Safety Services	1	Corman	3/2/2012	\$ 60,000.00	0.19%	\$ 46,276.45	\$0.00	\$ 46,276.45	77.1%	0.3%	\$0.00	\$ 37,716.46	0.12%	\$ 13,723.55
<b>WBE TOTALS</b>				<b>\$ 1,912,875.85</b>	<b>6.2%</b>	<b>\$ 1,202,573.07</b>	<b>\$ 299,301.51</b>	<b>\$ 1,501,874.58</b>	<b>8.6%</b>		<b>\$29,862.28</b>	<b>\$ 1,476,485.79</b>	<b>4.7%</b>	<b>\$ 411,001.27</b>

\*ACTUAL PAID TO DATE may not include retainage or amounts being invoiced THIS PERIOD which is normal industry practice.

Governance Committee - 2. Update on Compliance Monitoring Program - Loretta Caldwell, LS Caldwell & Associates

Period Ending as of December 30, 2013

DC Water Management Compliance Expanded Report  
December 2013

Contract:		Division B		Design MBE		28%		Design WBE		4%		Construction MBE		32%		Construction WBE		6%	
Contractor:		Forest City/Northeast RemSCO																	
Contract Number:		120020																	
Total Contract Value		\$16,111,686																	
% Project Complete		98% design; 85% construction																	
MBE/WBE DESIGN																			
Total DESIGN Eligible				ELIGIBLE \$ 1,130,247.00				TO-DATE \$ 1,110,000.00											
				(A)		(A/TOT ELIGIBLE)		(B)		(B/A)		(B/TO-DATE)		C		(C/TOT ELIGIBLE)			
SUBCONTRACTOR	TIER	CONTRACTED BY	SUBCONTRACT APPROVAL REQUEST (SAR) APPROVAL DATE	SUBCONTRACT VALUE AWARDED + CHANGE ORDERS	% OF TOTAL ELIGIBLE	TOTAL PREVIOUSLY INVOICED	THIS PERIOD	TOTAL INVOICED TO DATE	% COMPLETE	% OF TOTAL TO-DATE	MONTHLY 6100-2 PAYMENTS	ACTUAL PAID TO DATE*	ACTUAL % OF TOTAL ELIGIBLE TO DATE	CONTRACT VALUE REMAINING					
MBE																			
Chester Engineers	3	CDM Smith	9/17/2012	\$ 294,919.00	26.1%	\$ 265,434.50	\$7,964.90	\$ 273,399.40	92.7%	24.6%	\$0.00	\$ 226,412.80	20.0%	\$21,519.60					
HB Permit Services	3	CDM Smith	9/17/2012	\$ 25,000.00	2.2%	\$ 25,000.00	\$0.00	\$ 25,000.00	100.0%	2.3%	\$0.00	\$ 20,000.00	1.8%	\$0.00					
Premier Reprographics	3	CDM Smith	9/17/2012	\$ 913.97	0.1%	\$ 913.97	\$0.00	\$ 913.97	100.0%	0.1%	\$0.00	\$ 913.97	0.1%	\$0.00					
<b>MBE TOTALS</b>				<b>\$320,832.97</b>	<b>28.4%</b>	<b>\$291,348.47</b>	<b>\$7,964.90</b>	<b>\$ 299,313.37</b>	<b>27.0%</b>	<b>27.0%</b>	<b>\$0.00</b>	<b>\$ 247,326.77</b>	<b>21.9%</b>	<b>\$ 21,519.60</b>					
WBE																			
Wiles Mensch Corp	3	CDM Smith	9/17/2012	\$ 13,496.00	1.2%	\$ 13,496.00	\$0.00	\$ 13,496.00	100.0%	1.2%	\$0.00	\$ 13,496.00	1.2%	\$0.00					
<b>WBE TOTALS</b>				<b>\$ 13,496.00</b>	<b>1.2%</b>	<b>\$13,496.00</b>	<b>\$0.00</b>	<b>\$13,496.00</b>	<b>1.2%</b>	<b>1.2%</b>	<b>\$0.00</b>	<b>\$ 13,496.00</b>	<b>1.2%</b>	<b>\$0.00</b>					
*ACTUAL PAID TO DATE may not include retainage or amounts being invoiced THIS PERIOD which is normal industry practice.																			
MBE/WBE CONSTRUCTION																			
Total CONSTRUCTION Eligible				ELIGIBLE \$ 10,950,000.00				TO-DATE \$9,289,000.00											
				(A)		(A/TOT ELIGIBLE)		(B)		(B/A)		(B/TO-DATE)		C		(C/TOT ELIGIBLE)			
SUBCONTRACTOR	TIER	CONTRACTED BY	SUBCONTRACT APPROVAL REQUEST (SAR) APPROVAL DATE	SUBCONTRACT VALUE AWARDED + CHANGE ORDERS	% OF TOTAL ELIGIBLE	TOTAL PREVIOUSLY INVOICED	THIS PERIOD	TOTAL INVOICED TO DATE	% COMPLETE	% OF TOTAL TO-DATE	MONTHLY 6100-2 PAYMENTS	ACTUAL PAID TO DATE*	ACTUAL % OF TOTAL ELIGIBLE TO DATE	CONTRACT VALUE REMAINING					
MBE																			
Aggregate Placement Corp.	2	Northeast RemSCO	5/3/2013	\$ 625,000.00	5.7%	\$ 124,920.00	\$151,380.00	\$ 276,300.00	44.2%	3.0%	\$46,800.00	\$ 46,800.00	0.43%	\$ 348,700.00					
Century Fence Construction	2	Northeast RemSCO	1/25/2013	\$ 6,361.31	0.06%	\$ 6,361.31	\$0.00	\$ 6,361.31	100.0%	0.1%	\$0.00	\$ 6,361.31	0.06%	\$0.00					
EMSI Engineering Inc	2	Northeast RemSCO	5/3/2013	\$ 23,500.00	0.2%	\$ 12,469.00	\$0.00	\$ 12,469.00	53.1%	0.1%	\$0.00	\$ 12,414.00	0.11%	\$ 11,031.00					
Filly Oil, Inc	2	Northeast RemSCO	5/3/2013	\$ 115,000.00	1.1%	\$ 103,379.95	\$7,019.36	\$ 110,399.31	0.0%	1.2%	\$46,027.92	\$ 94,527.61	0.86%	\$ 4,600.69					
Fort Myer Construction	2	Northeast RemSCO	3/26/2013	\$ 331,650.00	4.9%	\$ 196,650.00	\$0.00	\$ 196,650.00	37.0%	2.1%	\$0.00	\$ 196,650.00	1.80%	\$ 335,000.00					
G.E. Frisco	2	Northeast RemSCO	4/16/2013	\$ 450,000.00	4.1%	\$ 442,130.42	\$0.00	\$ 442,130.42	98.3%	4.8%	\$0.00	\$ 383,604.72	3.50%	\$ 7,869.58					
HSA Inc.	2	Northeast RemSCO	6/14/2013	\$ 56,000.00	0.5%	\$ 47,700.00	\$0.00	\$ 47,700.00	85.2%	0.5%	\$0.00	\$ 47,700.00	0.44%	\$ 8,300.00					
HSA Inc.	3	GEI Consultants	6/14/2013	\$ 103,000.00	0.9%	\$ 100,390.24	\$0.00	\$ 100,390.24	97.5%	1.1%	\$0.00	\$ 91,273.98	0.83%	\$ 2,609.76					
Insight Engineering	3	GEI Consultants	6/20/2013	\$ 149,695.00	1.4%	\$ 130,615.00	\$19,080.00	\$ 149,695.00	100.0%	1.6%	\$0.00	\$ 101,050.00	0.92%	\$0.00					
Jeffreys Trucking Inc	2	Northeast RemSCO	4/15/2013	\$ 552,546.12	5.0%	\$ 539,139.08	\$13,407.04	\$ 552,546.12	100.0%	5.9%	\$143,193.09	\$ 463,127.78	4.23%	\$0.00					
JLT Trucking	2	Northeast RemSCO	6/20/2013	\$ 7,600.00	0.1%	\$ 4,507.68	\$424.64	\$ 4,932.32	64.9%	0.1%	\$967.60	\$ 4,507.68	0.04%	\$ 2,667.68					
Keys Material & Utilities, Inc.	2	Northeast RemSCO	4/15/2013	\$ 530,482.31	4.8%	\$ 530,482.31	\$0.00	\$ 530,482.31	100.0%	5.7%	\$138,958.99	\$ 367,659.60	3.36%	\$0.00					
Monumental Concrete	2	Northeast RemSCO	7/8/2013	\$ 88,000.00	0.8%	\$ 78,825.00	\$0.00	\$ 78,825.00	89.6%	0.8%	\$0.00	\$ 35,505.00	0.32%	\$ 9,175.00					
Oehlkerking Hauling	2	Northeast RemSCO	1/25/2013	\$ 141,628.65	1.3%	\$ 126,443.40	\$15,185.25	\$ 141,628.65	100.0%	1.5%	\$30,920.60	\$ 108,758.90	0.99%	\$0.00					
Sunrise Safety Services, Inc	2	Northeast RemSCO	5/9/2013	\$ 16,000.00	0.1%	\$ 14,908.72	\$360.00	\$ 15,268.72	0.0%	0.2%	\$0.00	\$ 13,821.28	0.13%	\$ 731.28					
The Vann Organization	2	Northeast RemSCO	10/11/2012	\$ 32,000.00	0.3%	\$ 29,675.00	\$1,650.00	\$ 31,325.00	97.9%	0.3%	\$800.00	\$ 30,675.00	0.28%	\$ 675.00					
The Vargas Group	3	GEI Consultants	7/24/2013	\$ 70,000.00	0.6%	\$ 63,138.25	\$3,525.00	\$ 66,663.25	95.2%	0.7%	\$0.00	\$ 59,238.25	0.54%	\$ 3,336.75					
<b>MBE TOTALS</b>				<b>\$ 3,498,463.39</b>	<b>31.9%</b>	<b>\$ 2,551,735.36</b>	<b>\$ 212,031.29</b>	<b>\$ 2,763,766.65</b>	<b>29.8%</b>	<b>29.8%</b>	<b>\$407,668.20</b>	<b>\$2,063,675.11</b>	<b>18.8%</b>	<b>\$734,696.74</b>					
WBE																			
Acorn Supply & Distribution	2	Northeast RemSCO	3/21/2013	\$ 35,000.00	0.3%	\$29,123.56	\$0.00	\$ 29,123.56	83.2%	0.3%	\$0.00	\$ 29,123.56	0.27%	\$ 5,876.44					
Midianitic Supply	2	Northeast RemSCO	4/15/2013	\$ 5,500.00	0.05%	\$3,080.00	\$0.00	\$ 3,080.00	56.0%	0.0%	\$0.00	\$ 3,080.00	0.03%	\$2,420.00					
On Site Photography	2	Northeast RemSCO	2/6/2013	\$ 7,377.00	0.1%	\$5,720.00	\$1,657.00	\$ 7,377.00	100.0%	0.1%	\$970.00	\$ 5,720.00	0.05%	\$0.00					
RAM Construction	2	Northeast RemSCO	2/22/2013	\$ 418,692.87	3.8%	\$388,930.89	\$29,761.98	\$ 418,692.87	100.0%	4.5%	\$58,717.76	\$ 300,394.59	2.74%	\$0.00					
<b>WBE TOTALS</b>				<b>\$ 466,569.87</b>	<b>4.3%</b>	<b>\$ 426,854.45</b>	<b>\$31,418.98</b>	<b>\$ 458,273.43</b>	<b>4.9%</b>	<b>4.9%</b>	<b>\$59,687.76</b>	<b>\$ 338,318.15</b>	<b>3.1%</b>	<b>\$8,296.44</b>					
*ACTUAL PAID TO DATE may not include retainage or amounts being invoiced THIS PERIOD which is normal industry practice.																			

Governance Committee - 2. Update on Compliance Monitoring Program - Loretta Caldwell, LS Caldwell & Associates

Period Ending as of December 30, 2013

DC Water Management Compliance Expanded Report  
December 2013

<b>Contract:</b> Division N		<b>PROJECT GOALS</b>												
<b>Contract Number:</b> 120140		Construction MBE	32%											
<b>Total Contract Value</b> \$3,583,772		Construction WBE	6%											
<b>% Project Complete</b> 72%														
<b>MBE/WBE CONSTRUCTION</b>														
Total CONSTRUCTION Eligible		<b>ELIGIBLE</b> \$ 3,583,772.00	<b>TO-DATE</b> \$ 2,585,108.89											
		(A)	(B)											
		(A/TOT ELIGIBLE)	(B/A)											
		(B/TO-DATE)	C											
		(C/TOT ELIGIBLE)												
SUBCONTRACTOR	TIER	CONTRACTED BY	SUBCONTRACT APPROVAL REQUEST (SAR) APPROVAL DATE	SUBCONTRACT VALUE AWARDED + CHANGE ORDERS	% OF TOTAL ELIGIBLE	TOTAL PREVIOUSLY INVOICED	THIS PERIOD	TOTAL INVOICED TO DATE	% COMPLETE	% OF TOTAL TO-DATE	MONTHLY 6100-2 PAYMENTS	ACTUAL PAID TO DATE*	ACTUAL % OF TOTAL ELIGIBLE TO DATE	CONTRACT VALUE REMAINING
MBE														
Antionette Charles Photography	1	FMC	1/30/2013	\$ 14,660.00	0.4%	\$ 8,512.00	\$0.00	\$ 8,512.00	58.1%	0.3%	\$0.00	\$ 8,512.00	0.2%	\$ 6,148.00
Northeast Construction, Inc	1	FMC	1/7/2013	\$ 2,096,002.13	58.5%	\$ 1,883,354.87	\$212,647.26	\$ 2,096,002.13	100.0%	81.1%	\$0.00	\$ 812,629.35	22.7%	\$0.00
<b>MBE TOTALS</b>				<b>\$ 2,110,662.13</b>	<b>58.9%</b>	<b>\$ 1,891,866.87</b>	<b>\$212,647.26</b>	<b>\$ 2,104,514.13</b>		<b>81.4%</b>	<b>\$0.00</b>	<b>\$821,141.35</b>	<b>22.9%</b>	<b>\$ 6,148.00</b>
WBE														
Acom Supply and Distribution, Inc	1	FMC	1/7/2013	\$ 139,013.00	3.9%	\$ 33,661.27	\$0.00	\$ 33,661.27	24.2%	1.3%	\$24,634.72	\$ 33,661.27	0.9%	\$ 105,351.73
<b>WBE TOTALS</b>				<b>\$ 139,013.00</b>	<b>3.9%</b>	<b>\$ 33,661.27</b>	<b>\$0.00</b>	<b>\$ 33,661.27</b>		<b>1.3%</b>	<b>\$24,634.72</b>	<b>\$33,661.27</b>	<b>0.9%</b>	<b>\$ 105,351.73</b>

\*ACTUAL PAID TO DATE may not include retainage or amounts being invoiced THIS PERIOD which is normal industry practice.

<b>Contract:</b> Division H		<b>PROJECT GOALS</b>												
<b>Contractor:</b> Impreqilo-Healy-Parsons, JV		Design MBE	28%											
<b>Contract Number:</b> 110140		Design WBE	4%											
<b>Total Contract Value</b> \$253,859,999		Construction MBE	32%											
<b>% Project Complete</b> 24% design; 4% construction		Construction WBE	6%											
<b>MBE/WBE CONSTRUCTION</b>														
Total Design Eligible		<b>ELIGIBLE</b> \$ 6,200,000.00	<b>TO-DATE</b> \$1,510,311.34											
		(A)	(B)											
		(A/TOT ELIGIBLE)	(B/A)											
		(B/TO-DATE)	C											
		(C/TOT ELIGIBLE)												
SUBCONTRACTOR	TIER	CONTRACTED BY	SUBCONTRACT APPROVAL REQUEST (SAR) APPROVAL DATE	SUBCONTRACT VALUE AWARDED + CHANGE ORDERS	% OF TOTAL ELIGIBLE	TOTAL PREVIOUSLY INVOICED	THIS PERIOD	TOTAL INVOICED TO DATE	% COMPLETE	% OF TOTAL TO-DATE	MONTHLY 6100-2 PAYMENTS	ACTUAL PAID TO DATE*	ACTUAL % OF TOTAL ELIGIBLE TO DATE	CONTRACT VALUE REMAINING
MBE														
Chester Engineers	2	Parsons Prof	7/30/2013	\$ 570,000.00	9.2%	\$0.00	\$0.00	\$0.00	0.0%	0.0%	\$0.00	\$0.00	0.0%	\$ 570,000.00
CMTS LLC	2	Parsons Prof	7/17/2013	\$ 310,000.00	5.0%	\$0.00	\$0.00	\$0.00	0.0%	0.0%	\$0.00	\$0.00	0.0%	\$ 310,000.00
CORE Engineer Consulting Grp	2	Parsons Prof	7/30/2013	\$ 15,000.00	0.2%	\$0.00	\$0.00	\$0.00	0.0%	0.0%	\$0.00	\$0.00	0.0%	\$ 15,000.00
HSA, Inc	2	Parsons Prof	7/16/2013	\$ 850,000.00	13.7%	\$0.00	\$0.00	\$0.00	0.0%	0.0%	\$0.00	\$0.00	0.0%	\$ 850,000.00
<b>MBE TOTALS</b>				<b>\$1,745,000.00</b>	<b>28.1%</b>	<b>\$0.00</b>	<b>\$0.00</b>	<b>\$0.00</b>		<b>0.0%</b>	<b>\$0.00</b>	<b>\$0.00</b>	<b>0.0%</b>	<b>\$ 1,745,000.00</b>
WBE														
Wiles Mensch	1	IHP	7/17/2013	\$ 250,000.00	4%	\$52,398.57	\$31,221.67	\$83,620.24	33.4%	5.5%	\$0.00	\$4,017.58	0.1%	\$ 166,379.76
<b>WBE TOTALS</b>				<b>\$250,000.00</b>	<b>4.0%</b>	<b>\$52,398.57</b>	<b>\$31,221.67</b>	<b>\$83,620.24</b>		<b>5.5%</b>	<b>\$0.00</b>	<b>\$4,017.58</b>	<b>0.1%</b>	<b>\$ 166,379.76</b>

\*ACTUAL PAID TO DATE may not include retainage or amounts being invoiced THIS PERIOD which is normal industry practice.

Total CONSTRUCTION Eligible		<b>ELIGIBLE</b> \$ 187,689,999.00	<b>TO-DATE</b> \$6,781,671.50											
		(A)	(B)											
		(A/TOT ELIGIBLE)	(B/A)											
		(B/TO-DATE)	C											
		(C/TOT ELIGIBLE)												
SUBCONTRACTOR	TIER	CONTRACTED BY	SUBCONTRACT APPROVAL REQUEST (SAR) APPROVAL DATE	SUBCONTRACT VALUE AWARDED + CHANGE ORDERS	% OF TOTAL ELIGIBLE	TOTAL PREVIOUSLY INVOICED	THIS PERIOD	TOTAL INVOICED TO DATE	% COMPLETE	% OF TOTAL TO-DATE	MONTHLY 6100-2 PAYMENTS	ACTUAL PAID TO DATE*	ACTUAL % OF TOTAL ELIGIBLE TO DATE	CONTRACT VALUE REMAINING
MBE														
C & M Home Heating Oil Company	1	IHP	11/26/2013	\$ 1,162,500.00	0.6%	\$0.00	\$0.00	\$0.00	0.0%	0.0%	\$0.00	\$0.00	0.00%	\$ 1,162,500.00
ConSeg, JV	1	IHP	11/25/2013	\$ 16,151,912.00	8.6%	\$0.00	\$0.00	\$0.00	0.0%	0.0%	\$0.00	\$0.00	0.00%	\$ 16,151,912.00
CORE Engineer Consulting Grp	1	IHP	7/16/2013	\$ 549,994.00	0.3%	\$78,723.94	\$25,037.93	\$103,761.87	18.9%	0.1%	\$19,567.08	\$57,511.35	0.03%	\$ 446,232.13
EBA Engineering	1	IHP	7/16/2013	\$ 6,280,000.00	3.3%	\$0.00	\$0.00	\$0.00	0.0%	0.0%	\$0.00	\$0.00	0.00%	\$ 6,280,000.00
EMC2, Inc	1	IHP	7/30/2013	\$ 318,000.00	0.2%	\$0.00	\$0.00	\$0.00	0.0%	0.0%	\$0.00	\$0.00	0.00%	\$ 318,000.00
Fort Myer Construction Corp	1	IHP	7/16/2013	\$ 4,944,000.00	2.6%	\$0.00	\$0.00	\$0.00	0.0%	0.0%	\$0.00	\$0.00	0.00%	\$ 4,944,000.00
List & Associates, LLC	1	IHP	7/30/2013	\$ 200,000.00	0.1%	\$0.00	\$0.00	\$0.00	0.0%	0.0%	\$0.00	\$0.00	0.00%	\$ 200,000.00
Macia Construction	1	IHP	10/17/2013	\$ 320,000.00	0.2%	\$0.00	\$28,471.64	\$28,471.64	8.9%	0.4%	\$26,823.14	\$26,823.14	0.01%	\$ 291,528.36
<b>MBE TOTALS</b>				<b>\$12,611,994.00</b>	<b>6.7%</b>	<b>\$ 78,723.94</b>	<b>\$53,509.57</b>	<b>\$ 132,233.51</b>		<b>0.5%</b>	<b>\$46,390.22</b>	<b>\$ 84,334.49</b>	<b>0.04%</b>	<b>\$ 12,479,760.49</b>
WBE														
Elite Hauling Group	1	IHP	11/26/2013	\$ 9,025,019.76	4.8%	\$0.00	\$0.00	\$0.00	0.0%	0.0%	\$0.00	\$0.00	0.0%	\$ 9,025,019.76
Horses First, Inc	1	IHP	7/30/2013	\$ 50,000.00	0.03%	\$32,020.50	\$0.00	\$32,020.50	64.0%	0.5%	\$0.00	\$32,020.50	0.02%	\$ 17,979.50
Watkins Security Agency of DC, INC	1	IHP	11/26/2013	\$ 80,000.00	0.04%	\$0.00	\$0.00	\$0.00	0.0%	0.0%	\$0.00	\$0.00	0.0%	\$ 80,000.00
<b>WBE TOTALS</b>				<b>\$9,155,019.76</b>	<b>4.88%</b>	<b>\$ 32,020.50</b>	<b>\$0.00</b>	<b>\$ 32,020.50</b>		<b>0.5%</b>	<b>\$0.00</b>	<b>\$32,020.50</b>	<b>0.02%</b>	<b>\$ 9,122,999.26</b>

\*ACTUAL PAID TO DATE may not include retainage or amounts being invoiced THIS PERIOD which is normal industry practice.

Governance Committee - 2. Update on Compliance Monitoring Program - Loretta Caldwell, LS Caldwell & Associates

Period Ending as of December 30, 2013

DC Water Management Compliance Expanded Report  
December 2013

Contract: Enhanced Nitrogen Removal Program 1C				PROJECT GOALS										
Contractor: PC Construction				Construction MBE	32%									
Contract Number: 100010				Construction WBE	6%									
Total Contract Value: \$70,999,598														
% Project Complete: 99%														
MBE/WBE CONSTRUCTION														
Total CONSTRUCTION Eligible														
		ELIGIBLE \$70,999,598.00 (A)		TO-DATE \$70,557,906.00 (B)										
		(A/TOT ELIGIBLE)		(B/A)										
		(B/TO-DATE)		C (C/TOT ELIGIBLE)										
SUBCONTRACTOR	TIER	CONTRACTED BY	SUBCONTRACT APPROVAL REQUEST (SAR) APPROVAL DATE	SUBCONTRACT VALUE AWARDED + CHANGE ORDERS	% OF TOTAL ELIGIBLE	TOTAL PREVIOUSLY INVOICED	THIS PERIOD	TOTAL INVOICED TO DATE	% COMPLETE	% OF TOTAL TO-DATE	MONTHLY 6100-2 PAYMENTS	ACTUAL PAID TO DATE*	ACTUAL % OF TOTAL ELIGIBLE TO DATE	CONTRACT VALUE REMAINING
<b>MBE</b>														
Carl D Jones & Associates	1	PCC	12/28/2010	\$11,194,494.00	15.8%	\$11,194,494.00	\$0.00	\$11,194,494.00	100.0%	15.9%	\$0.00	\$11,194,494.00	15.8%	\$0.00
Robnet, Inc.	1	PCC	4/2/2012	\$18,300.00	0.0%	\$18,300.00	\$0.00	\$18,300.00	100.0%	0.0%	\$0.00	\$18,300.00	0.0%	\$0.00
G.E Frisco Co.	1	PCC	12/28/2010	\$6,933,617.00	9.8%	\$6,933,617.00	\$0.00	\$6,933,617.00	100.0%	9.8%	\$0.00	\$6,933,617.00	9.8%	\$0.00
Elite Hauling Group	1	PCC	12/28/2010	\$4,356,524.00	6.1%	\$4,356,524.00	\$0.00	\$4,356,524.00	100.0%	6.2%	\$0.00	\$4,356,524.00	6.1%	\$0.00
CTI Consultants, Inc.	1	PCC	12/28/2010	\$685,843.00	1.0%	\$659,933.00	\$4,655.00	\$664,588.00	96.9%	0.9%	\$4,655.00	\$664,588.00	0.9%	\$21,255.00
Aaron's Concrete Pumping, Inc.	1	PCC	1/8/2012	\$335,024.00	0.5%	\$335,024.00	\$0.00	\$335,024.00	100.0%	0.5%	\$0.00	\$335,024.00	0.5%	\$0.00
<b>MBE TOTALS</b>				<b>\$23,523,800.00</b>	<b>33.1%</b>	<b>\$23,497,892.00</b>	<b>\$4,655.00</b>	<b>\$23,502,547.00</b>	<b>33.3%</b>	<b>\$4,655.00</b>	<b>\$23,502,547.00</b>	<b>\$23,502,547.00</b>	<b>33.1%</b>	<b>\$21,255.00</b>
<b>WBE</b>														
Collins Rebar	1	PCC	12/28/2010	\$3,223,298.00	4.5%	\$3,223,298.00	\$0.00	\$3,223,298.00	100.0%	4.6%	\$0.00	\$3,223,298.00	4.6%	\$0.00
Procurement Solution	1	PCC	12/28/2010	\$1,168,511.00	1.6%	\$1,163,892.00	\$0.00	\$1,163,892.00	99.6%	1.6%	\$0.00	\$1,163,892.00	1.6%	\$4,619.00
<b>WBE TOTALS</b>				<b>\$4,391,809.00</b>	<b>6.2%</b>	<b>\$4,387,190.00</b>	<b>\$0.00</b>	<b>\$4,387,190.00</b>	<b>6.2%</b>	<b>\$0.00</b>	<b>\$4,387,190.00</b>	<b>\$4,387,190.00</b>	<b>6.2%</b>	<b>\$4,619.00</b>

\*ACTUAL PAID TO DATE may not include retainage or amounts being invoiced THIS PERIOD which is normal industry practice.

Contract: Enhanced Nitrogen Removal Program 2C				PROJECT GOALS										
Contractor: Ulliman Schutte Construction				Construction MBE	32%									
Contract Number: 100020				Construction WBE	6%									
Total Contract Value: \$101,346,553														
% Project Complete: 75%														
MBE/WBE CONSTRUCTION														
Total CONSTRUCTION Eligible														
		ELIGIBLE \$101,346,553.00 (A)		TO-DATE \$75,680,937.00 (B)										
		(A/TOT ELIGIBLE)		(B/A)										
		(B/TO-DATE)		C (C/TOT ELIGIBLE)										
SUBCONTRACTOR	TIER	CONTRACTED BY	SUBCONTRACT APPROVAL REQUEST (SAR) APPROVAL DATE	SUBCONTRACT VALUE AWARDED + CHANGE ORDERS	% OF TOTAL ELIGIBLE	TOTAL PREVIOUSLY INVOICED	THIS PERIOD	TOTAL INVOICED TO DATE	% COMPLETE	% OF TOTAL TO-DATE	MONTHLY 6100-2 PAYMENTS	ACTUAL PAID TO DATE*	ACTUAL % OF TOTAL ELIGIBLE TO DATE	CONTRACT VALUE REMAINING
<b>MBE</b>														
Hi-Mark Construction Group	1	USC	1/12/2011	\$31,081,000.00	30.7%	\$22,209,001.00	\$2,015,139.00	\$24,224,140.00	77.9%	32.0%	\$2,015,139.00	\$24,224,140.00	23.9%	\$6,856,860.00
Carl D Jones, P.E. & Assoc.	1	USC	1/12/2011	\$2,718,690.00	2.7%	\$2,167,607.00	\$144,615.00	\$2,312,122.00	85.0%	3.1%	\$144,615.00	\$2,312,122.00	2.3%	\$406,568.00
Fort Myers Construction Group	1	USC	1/13/2011	\$422,250.00	0.4%	\$349,550.00	\$0.00	\$349,550.00	81.8%	0.5%	\$0.00	\$349,550.00	0.3%	\$77,700.00
Elite Concrete Finishing	1	USC	1/12/2011	\$90,000.00	0.1%	\$75,614.00	\$0.00	\$75,614.00	84.0%	0.1%	\$0.00	\$75,614.00	0.1%	\$14,386.00
<b>MBE TOTALS</b>				<b>\$34,316,940.00</b>	<b>33.9%</b>	<b>\$24,801,672.00</b>	<b>\$2,159,754.00</b>	<b>\$26,961,426.00</b>	<b>35.6%</b>	<b>\$2,159,754.00</b>	<b>\$26,961,426.00</b>	<b>\$26,961,426.00</b>	<b>26.6%</b>	<b>\$7,355,514.00</b>
<b>WBE</b>														
Ideal Electric Supply Co	1	USC	1/12/2011	\$5,915,419.00	5.8%	\$2,663,707.00	\$3,744.00	\$2,667,451.00	45.1%	3.5%	\$3,744.00	\$2,667,451.00	2.6%	\$3,247,968.00
Elite Hauling Group, Inc.	1	USC	1/13/2011	\$650,000.00	0.6%	\$596,357.00	\$42,703.00	\$639,060.00	98.3%	0.8%	\$42,703.00	\$639,060.00	0.6%	\$10,940.00
Debra's Glass, Inc.	1	USC	1/16/2012	\$146,000.00	0.1%	\$114,440.00	\$0.00	\$114,440.00	78.1%	0.2%	\$0.00	\$114,440.00	0.1%	\$32,060.00
Indian Cut Stone	1	USC	1/16/2012	\$94,200.00	0.1%	\$91,000.00	\$3,200.00	\$94,200.00	100.0%	0.1%	\$3,200.00	\$94,200.00	0.1%	\$0.00
Bernstein Associates	1	USC	1/13/2011	\$26,500.00	0.03%	\$22,957.00	\$871.00	\$23,828.00	89.9%	0.0%	\$871.00	\$23,828.00	0.02%	\$2,672.00
Jerrigan Concrete Pumping	1	USC	1/14/2011	\$100,000.00	0.1%	\$92,276.00	\$3,320.00	\$95,596.00	95.6%	0.1%	\$3,320.00	\$95,596.00	0.1%	\$4,404.00
<b>WBE TOTALS</b>				<b>\$6,932,619.00</b>	<b>6.8%</b>	<b>\$3,580,737.00</b>	<b>\$53,838.00</b>	<b>\$3,634,575.00</b>	<b>4.8%</b>	<b>\$53,838.00</b>	<b>\$3,634,575.00</b>	<b>\$3,634,575.00</b>	<b>3.6%</b>	<b>\$3,298,044.00</b>

\*ACTUAL PAID TO DATE may not include retainage or amounts being invoiced THIS PERIOD which is normal industry practice.

Governance Committee - 2. Update on Compliance Monitoring Program - Loretta Caldwell, LS Caldwell & Associates

Period Ending as of December 30, 2013

DC Water Management Compliance Expanded Report  
December 2013

<b>Contract:</b> Enhanced Nitrogen Removal Program North				<b>PROJECT GOALS</b>											
<b>Contractor:</b> Ulliman Schutte Construction				Construction MBE	32%										
<b>Contract Number:</b> 120010				Construction WBE	6%										
<b>Total Contract Value:</b> \$7,960,000.00															
<b>% Project Complete</b> 13%															
<b>MBE/WBE CONSTRUCTION</b>															
Total CONSTRUCTION Eligible				ELIGIBLE \$7,960,000.00 (A)		(A/TOT ELIGIBLE)		TO-DATE \$7,320,259.00 (B)		(B/A)		(B/TO-DATE)		C (C/TOT ELIGIBLE)	
SUBCONTRACTOR	TIER	CONTRACTED BY	SUBCONTRACT APPROVAL REQUEST (SAR) APPROVAL DATE	SUBCONTRACT VALUE AWARDED + CHANGE ORDERS	% OF TOTAL ELIGIBLE	TOTAL PREVIOUSLY INVOICED	THIS PERIOD	TOTAL INVOICED TO DATE	% COMPLETE	% OF TOTAL TO-DATE	MONTHLY 6100-2 PAYMENTS	ACTUAL PAID TO DATE*	ACTUAL % OF TOTAL ELIGIBLE TO DATE	CONTRACT VALUE REMAINING	
MBE															
Hi-Mark Construction Group	1	USC	1/16/2012	\$18,785,000.00	32.4%	\$1,037,879.00	\$468,236.00	\$1,506,114.00	8.0%	20.6%	\$468,236.00	\$1,506,114.00	2.6%	\$17,278,886.00	
G.E Frisco Co.	1	USC	1/16/2012	\$30,000.00	0.1%	\$0.00	\$0.00	\$0.00	0.0%	0.0%	\$0.00	\$0.00	0.0%	\$30,000.00	
Monumental Concrete LLC	1	USC	1/16/2012	\$400,000.00	0.7%	\$8,653.00	\$27,241.00	\$35,894.00	0.7%	0.5%	\$27,241.00	\$35,894.00	0.1%	\$364,106.00	
Apex Petroleum	1	USC	1/16/2012	\$10,000.00	0.0%	\$0.00	\$0.00	\$0.00	0.0%	0.0%	\$0.00	\$0.00	0.0%	\$10,000.00	
Elite Trucking	1	USC	1/16/2012	\$25,000.00	0.0%	\$0.00	\$0.00	\$0.00	0.0%	0.0%	\$0.00	\$0.00	0.0%	\$25,000.00	
CMMD Enterprises	1	USC	4/30/2013	\$30,000.00	0.1%	\$0.00	\$0.00	\$0.00	0.0%	0.0%	\$0.00	\$0.00	0.0%	\$30,000.00	
<b>MBE TOTALS</b>				<b>\$19,280,000.00</b>	<b>33.3%</b>	<b>\$1,046,532.00</b>	<b>\$495,477.00</b>	<b>\$1,542,008.00</b>	<b>8.7%</b>	<b>21.1%</b>	<b>\$495,477.00</b>	<b>\$1,542,008.00</b>	<b>2.7%</b>	<b>\$17,737,992.00</b>	
Ideal Electric Supply Co	1	USC	1/16/2012	\$3,585,000.00	6.2%	\$137,240.00	\$201,467.00	\$338,707.00	9.4%	0.0%	\$201,467.00	\$338,707.00	0.6%	\$3,246,293.00	
PDK Commercial Photography	1	USC	1/16/2012	\$20,000.00	0.0%	\$3,150.00	\$550.00	\$3,700.00	18.5%	0.0%	\$550.00	\$3,700.00	0.0%	\$16,300.00	
<b>WBE TOTALS</b>				<b>\$3,605,000.00</b>	<b>6.2%</b>	<b>\$0.00</b>	<b>\$0.00</b>	<b>\$0.00</b>	<b>0.0%</b>	<b>0.0%</b>	<b>\$550.00</b>	<b>\$3,420,000.00</b>	<b>0.6%</b>	<b>\$3,262,593.00</b>	

\*ACTUAL PAID TO DATE may not include retainage or amounts being invoiced THIS PERIOD which is normal industry practice.

<b>Contract:</b> Final Dewatering Facility 1C				<b>PROJECT GOALS</b>											
<b>Contractor:</b> Corinthian Contractors, Inc.				Construction MBE	32%										
<b>Contract Number:</b> 110010				Construction WBE	6%										
<b>Total Contract Value:</b> \$7,993,154.00															
<b>% Project Complete</b> 96%															
<b>MBE/WBE CONSTRUCTION</b>															
Total CONSTRUCTION Eligible				ELIGIBLE \$ 7,993,154.00 (A)		(A/TOT ELIGIBLE)		TO-DATE \$ 7,692,069.00 (B)		(B/A)		(B/TO-DATE)		C (C/TOT ELIGIBLE)	
SUBCONTRACTOR	TIER	CONTRACTED BY	SUBCONTRACT APPROVAL REQUEST (SAR) APPROVAL DATE	SUBCONTRACT VALUE AWARDED + CHANGE ORDERS	% OF TOTAL ELIGIBLE	TOTAL PREVIOUSLY INVOICED	THIS PERIOD	TOTAL INVOICED TO DATE	% COMPLETE	% OF TOTAL TO-DATE	MONTHLY 6100-2 PAYMENTS	ACTUAL PAID TO DATE*	ACTUAL % OF TOTAL ELIGIBLE TO DATE	CONTRACT VALUE REMAINING	
MBE															
Athena Contractors	1	Corinthian	12/27/2011	\$ 1,852,197.00	23.2%	\$ 1,834,739.22	\$6,408.00	\$ 1,841,147.22	99.4%	23.9%	\$0.00	\$ 1,636,256.74	20.5%	\$ 11,049.78	
Creation Iron, LLC	1	Corinthian	12/27/2011	\$ 789,602.12	9.9%	\$ 773,469.24	\$0.00	\$ 773,469.24	98.0%	10.1%	\$0.00	\$ 672,132.84	8.4%	\$ 16,132.88	
<b>MBE TOTALS</b>				<b>\$ 2,641,799.12</b>	<b>33.1%</b>	<b>\$ 2,608,208.46</b>	<b>\$6,408.00</b>	<b>\$ 2,614,616.46</b>	<b>98.7%</b>	<b>34.0%</b>	<b>\$0.00</b>	<b>\$ 2,308,389.58</b>	<b>28.9%</b>	<b>\$ 27,182.66</b>	
WBE															
Key Materials	1		12/27/2011	\$ 420,160.02	5.3%	\$ 420,160.02	\$0.00	\$ 420,160.02	100.0%	5.5%	\$0.00	\$ 420,160.02	5.3%	\$0.00	
<b>WBE TOTALS</b>				<b>\$ 420,160.02</b>	<b>5.3%</b>	<b>\$ 420,160.02</b>	<b>\$0.00</b>	<b>\$ 420,160.02</b>	<b>100.0%</b>	<b>5.5%</b>	<b>\$0.00</b>	<b>\$ 420,160.02</b>	<b>5.3%</b>	<b>\$0.00</b>	

\*ACTUAL PAID TO DATE may not include retainage or amounts being invoiced THIS PERIOD which is normal industry practice.

<b>Contract:</b> Final Dewatering Facility 2C				<b>PROJECT GOALS</b>											
<b>Contractor:</b> PC Construction				Construction MBE	32%										
<b>Contract Number:</b> 110020				Construction WBE	6%										
<b>Total Contract Value:</b> \$78,311,311															
<b>% Project Complete</b> 49%															
<b>MBE/WBE CONSTRUCTION</b>															
Total CONSTRUCTION Eligible				ELIGIBLE \$ 78,311,311.00 (A)		(A/TOT ELIGIBLE)		TO-DATE \$ 38,436,967.00 (B)		(B/A)		(B/TO-DATE)		C (C/TOT ELIGIBLE)	
SUBCONTRACTOR	TIER	CONTRACTED BY	SUBCONTRACT APPROVAL REQUEST (SAR) APPROVAL DATE	SUBCONTRACT VALUE AWARDED + CHANGE ORDERS	% OF TOTAL ELIGIBLE	TOTAL PREVIOUSLY INVOICED	THIS PERIOD	TOTAL INVOICED TO DATE	% COMPLETE	% OF TOTAL TO-DATE	MONTHLY 6100-2 PAYMENTS	ACTUAL PAID TO DATE*	ACTUAL % OF TOTAL ELIGIBLE TO DATE	CONTRACT VALUE REMAINING	
MBE															
BOTA Consulting Engineers, Inc.	1	PCC	9/7/2012	\$ 223,660.00	0.3%	\$204,316.30	\$0.00	\$204,316.30	91.4%	0.5%	\$0.00	\$ 154,430.50	0.2%	\$ 19,343.70	
Carl D. Jones	1	PCC	9/7/2012	\$ 950,000.00	1.2%	\$143,138.00	\$78,724.60	\$221,862.60	23.4%	0.6%	\$0.00	\$ 119,374.20	0.2%	\$ 728,137.40	
Elite Hauling Group, Inc.	1	PCC	9/7/2012	\$ 1,100,000.00	1.4%	\$1,020,673.84	\$62,819.81	\$1,083,493.65	98.5%	2.8%	\$0.00	\$ 854,141.54	1.1%	\$ 16,506.35	
GBC Service and Supply	1	PCC	9/10/2012	\$ 5,346,600.00	6.8%	\$1,919,884.03	\$0.00	\$1,919,884.03	35.9%	5.0%	\$0.00	\$ 1,049,006.03	1.3%	\$ 3,426,715.97	
GE Frisco	1	PCC	9/7/2012	\$ 3,903,657.00	5.0%	\$845,887.36	\$148,614.90	\$994,502.26	25.5%	2.6%	\$0.00	\$ 704,308.50	0.9%	\$ 2,909,154.74	
Lyn-Phil Construction Co.	1	PCC	9/7/2012	\$ 1,622,625.00	2.1%	\$1,490,694.46	\$63,078.57	\$1,553,773.03	95.8%	4.0%	\$85,172.34	\$ 576,888.35	0.7%	\$ 68,515.97	
Monumental Concrete	1	PCC	9/7/2012	\$ 1,412,500.70	1.8%	\$826,274.67	\$119,910.68	\$946,185.35	67.0%	2.5%	\$0.00	\$ 355,860.96	0.5%	\$ 466,315.35	
Spears Mechanical	1	PCC	9/7/2012	\$ 8,725,000.00	11.2%	\$1,012,014.00	\$0.00	\$1,012,014.00	11.5%	2.6%	\$0.00	\$ 1,012,014.00	1.3%	\$ 7,762,986.00	
Thomas Environmental	1	PCC	9/7/2012	\$ 955,176.00	1.2%	\$675,176.81	\$0.00	\$675,176.81	70.7%	1.8%	\$0.00	\$ 675,176.81	0.9%	\$ 279,999.19	
<b>MBE TOTALS</b>				<b>\$ 24,289,218.70</b>	<b>31.0%</b>	<b>\$8,138,059.47</b>	<b>\$473,148.56</b>	<b>\$8,611,208.03</b>	<b>22.4%</b>	<b>22.4%</b>	<b>\$85,172.34</b>	<b>\$ 5,501,200.89</b>	<b>7.0%</b>	<b>\$ 15,678,016.67</b>	
WBE															
Abby Enterprises	1	PCC	9/7/2012	\$ 1,193,600.00	1.5%	\$690,217.79	\$170,545.46	\$860,762.95	0.0%	0.0%	\$0.00	\$ 85,192.16	0.1%	\$ 332,837.05	
Cody Builders Supply Steel Group, LLC.	1	PCC	9/7/2012	\$ 2,920,000.00	3.7%	\$2,542,289.00	\$77,400.00	\$2,619,689.00	0.0%	6.8%	\$0.00	\$ 1,239,915.68	1.6%	\$ 300,311.00	
Million Construction, Inc.	1		9/7/2012	\$ 241,500.00	0.3%	\$0.00	\$0.00	\$0.00	0.0%	0.0%	\$0.00	\$0.00	0.0%	\$ 241,500.00	

## Governance Committee - 2. Update on Compliance Monitoring Program - Loretta Caldwell, LS Caldwell & Associates

Period Ending as of December 30, 2013

DC Water Management Compliance Expanded Report  
December 2013

WBE TOTALS	\$	4,355,100.00	5.6%	\$3,232,506.79	\$247,945.16	\$3,480,451.95	6.8%	\$0.00	\$	1,325,107.84	1.7%	\$	874,648.05
<i>*ACTUAL PAID TO DATE may not include retainage or amounts being invoiced THIS PERIOD which is normal industry practice.</i>													

Governance Committee - 2. Update on Compliance Monitoring Program - Loretta Caldwell, LS Caldwell & Associates

Period Ending as of December 30, 2013

DC Water Management Compliance Expanded Report  
December 2013

Contract: Combined Heat and Power				PROJECT GOALS										
Contractor: Pepco Energy Services				Design MBE	28%									
Contract Number: 100150				Design WBE	4%									
Total Contract Value: \$83,015,875				Construction MBE	32%									
% Project Complete: 98% design; 55% construction				Construction WBE	6%									
<b>MBE/WBE DESIGN</b>														
Total DESIGN Eligible				ELIGIBLE \$ 7,449,750.00 (A)	(A/TOT ELIGIBLE)	TO-DATE \$ 6,544,484.00 (B)	(B/A)	(B/TO-DATE)	C	(C/TOT ELIGIBLE)				
SUBCONTRACTOR	TIER	CONTRACTED BY	SUBCONTRACT APPROVAL REQUEST (SAR) APPROVAL DATE	SUBCONTRACT VALUE AWARDED + CHANGE ORDERS	% OF TOTAL ELIGIBLE	TOTAL PREVIOUSLY INVOICED	THIS PERIOD	TOTAL INVOICED TO DATE	% COMPLETE	% OF TOTAL TO-DATE	MONTHLY 6100-2 PAYMENTS	ACTUAL PAID TO DATE*	ACTUAL % OF TOTAL ELIGIBLE TO DATE	CONTRACT VALUE REMAINING
MBE														
Sheldia Associates, Inc.	2	Black and Veatch	1/12/2012	\$ 810,287.00	10.9%	\$ 801,301.00	\$2,000.00	\$ 803,301.00	99.1%	12.3%	\$0.00	\$ 672,665.00	9.0%	\$ 6,986.00
Construction	2	Black and Veatch	1/12/2012	\$ 721,693.00	9.7%	\$ 649,013.00	\$7,355.00	\$ 656,368.00	90.9%	10.0%	\$0.00	\$ 620,188.00	8.3%	\$ 65,325.00
DMVEC	1	Pepco	1/12/2012	\$ 69,798.00	0.9%	\$ 60,852.88	\$0.00	\$ 60,852.00	87.2%	0.9%	\$0.00	\$0.00	0.0%	\$ 8,946.00
EBA Engineering, Inc.	2	Black and Veatch	1/12/2012	\$ 83,983.00	1.1%	\$ 83,983.00	\$0.00	\$ 83,983.00	100.0%	1.3%	\$0.00	\$ 83,983.00	1.1%	\$0.00
Khafra Engineering Consultants	2	Black and Veatch	1/12/2012	\$ 451,750.00	6.1%	\$ 433,706.00	\$5,000.00	\$ 438,706.00	97.1%	6.7%	\$2,896.00	\$ 417,917.00	5.6%	\$ 13,044.00
<b>MBE TOTALS</b>				<b>\$ 2,137,511.00</b>	<b>28.7%</b>	<b>\$ 2,028,855.88</b>	<b>\$14,355.00</b>	<b>\$ 2,043,210.00</b>		<b>31.2%</b>	<b>\$2,896.00</b>	<b>\$ 1,794,753.00</b>	<b>24.1%</b>	<b>\$ 94,301.00</b>
WBE														
Alternative Renewable Solutions	2	Black and Veatch	1/12/2012	\$ 333,537.00	4.5%	\$ 168,219.00	\$15.27	\$ 168,234.27	50.4%	2.6%	\$28.45	\$ 158,783.00	2.1%	\$ 165,302.73
HB Permitting	2	Black and Veatch	1/12/2012	\$ 38,685.00	0.5%	\$38,685.00	\$0.00	\$ 38,685.00	100.0%	0.6%	\$0.00	\$10,000.00	0.1%	\$0.00
<b>WBE TOTALS</b>				<b>\$ 372,222.00</b>	<b>5.0%</b>	<b>\$ 206,904.00</b>	<b>\$15.27</b>	<b>\$ 206,919.27</b>		<b>3.2%</b>	<b>\$28.45</b>	<b>\$ 168,783.00</b>	<b>2.3%</b>	<b>\$ 165,302.73</b>
<i>*ACTUAL PAID TO DATE may not include retainage or amounts being invoiced THIS PERIOD which is normal industry practice.</i>														
<b>MBE/WBE CONSTRUCTION</b>														
Total CONSTRUCTION Eligible				ELIGIBLE \$ 61,872,849.00 (A)	(A/TOT ELIGIBLE)	TO-DATE \$23,224,396.30 (B)	(B/A)	(B/TO-DATE)	C	(C/TOT ELIGIBLE)				
SUBCONTRACTOR	TIER	CONTRACTED BY	SUBCONTRACT APPROVAL REQUEST (SAR) APPROVAL DATE	SUBCONTRACT VALUE AWARDED + CHANGE ORDERS	% OF TOTAL ELIGIBLE	TOTAL PREVIOUSLY INVOICED	THIS PERIOD	TOTAL INVOICED TO DATE	% COMPLETE	% OF TOTAL TO-DATE	MONTHLY 6100-2 PAYMENTS	ACTUAL PAID TO DATE*	ACTUAL % OF TOTAL ELIGIBLE TO DATE	CONTRACT VALUE REMAINING
MBE														
Debras Glass, Inc.	2	Ulliman Schutte		\$ 288,991.00	0.5%	\$0.00	\$0.00	\$0.00	0.0%	0.0%	\$0.00	\$0.00	0.0%	\$ 288,991.00
Elite Hauling	2	Ulliman Schutte		\$ 75,000.00	0.1%	\$0.00	\$0.00	\$0.00	0.0%	0.0%	\$0.00	\$0.00	0.0%	\$ 75,000.00
EMC 2, Inc.	2	Ulliman Schutte		\$ 60,000.00	0.1%	\$0.00	\$0.00	\$0.00	0.0%	0.0%	\$0.00	\$0.00	0.0%	\$ 60,000.00
G.E. Frisco	2	Ulliman Schutte		\$ 26,319.22	0.0%	\$1,416.00	\$0.00	\$1,416.00	5.4%	0.0%	\$1,397.50	\$ 1,416.00	0.0%	\$ 24,903.22
Hi-Mark Construction	2	Ulliman Schutte	1/12/2012	\$ 15,325,034.65	24.8%	\$7,154,724.14	\$1,539,791.28	\$8,694,515.42	56.7%	37.4%	\$285,152.03	\$ 5,912,622.97	9.6%	\$ 6,630,519.23
Monumental Concrete, LLC	2	Ulliman Schutte	1/12/2012	\$ 443,500.00	0.7%	\$35,861.07	\$869.29	\$36,730.36	8.3%	0.2%	\$0.00	\$ 56,137.54	0.1%	\$ 406,769.64
<b>MBE TOTALS</b>				<b>\$ 16,218,844.87</b>	<b>26.2%</b>	<b>\$ 7,190,585.21</b>	<b>\$ 1,540,660.57</b>	<b>\$ 8,731,245.78</b>		<b>37.60%</b>	<b>\$ 285,152.03</b>	<b>\$ 5,968,760.51</b>	<b>9.6%</b>	<b>\$ 7,037,288.87</b>
WBE														
Foundation Test Group	2	Ulliman Schutte		\$ 1,500.00	0.0%	\$0.00	\$0.00	\$0.00	0.0%	0.0%	\$0.00	\$0.00	0.0%	\$ 1,500.00
Ideal Electric	2	Ulliman Schutte	1/12/2012	\$ 4,000,000.00	6.5%	\$0.00	\$0.00	\$0.00	0.0%	0.0%	\$0.00	\$0.00	0.0%	\$ 4,000,000.00
<b>WBE TOTALS</b>				<b>\$ 4,001,500.00</b>	<b>6.5%</b>	<b>\$0.00</b>	<b>\$0.00</b>	<b>\$0.00</b>		<b>0.0%</b>	<b>\$0.00</b>	<b>\$0.00</b>	<b>0.0%</b>	<b>\$ 4,001,500.00</b>
<i>*ACTUAL PAID TO DATE may not include retainage or amounts being invoiced THIS PERIOD which is normal industry practice. We are awaiting M/WBE compliance reporting from Hi-Mark and Ideal Electric.</i>														

**Governance Committee - 2. Update on Compliance Monitoring Program - Loretta Caldwell, LS Caldwell & Associates**

Period Ending as of December 30, 2013

DC Water Management Compliance Expanded Report  
December 2013

Contract: Tunnel Dewatering Pump Station (TDPS) and ECF				PROJECT GOALS											
Contractor: PC/CDM JV				Design MBE				28%							
Contract Number: 120070				Design WBE				4%							
Total Contract Value: \$214,931,000				Construction MBE				32%							
% Project Complete: 6.7% design, 0% construction				Construction WBE				6%							
MBE/WBE DESIGN															
Total DESIGN Eligible				ELIGIBLE \$ 19,885,000.00 (A)	(A/TOT ELIGIBLE)			TO-DATE \$ 14,486,995.25 (B)	(B/A)		(B/TO-DATE)	C (C/TOT ELIGIBLE)			
SUBCONTRACTOR	TIER	CONTRACTED BY	SUBCONTRACT APPROVAL REQUEST (SAR) APPROVAL DATE	SUBCONTRACT VALUE AWARDED + CHANGE ORDERS	% OF TOTAL ELIGIBLE	TOTAL PREVIOUSLY INVOICED	THIS PERIOD	TOTAL INVOICED TO DATE	% COMPLETE	% OF TOTAL TO-DATE	MONTHLY 6100-2 PAYMENTS	ACTUAL PAID TO DATE*	ACTUAL % OF TOTAL ELIGIBLE TO DATE	CONTRACT VALUE REMAINING	
<b>MBE</b>															
EPCM Inc.	1	PC/CDM JV		\$ 797,601.00	4.0%	\$0.00	\$0.00	\$0.00	0.0%	0.0%	\$0.00	\$0.00	0.0%	\$ 797,601.00	
Global Engineering Solutions	1	PC/CDM JV		\$ 2,096,001.00	10.5%	\$0.00	\$10,000.00	\$10,000.00	0.5%	0.0%	\$10,000.00	\$10,000.00	0.0%	\$ 2,086,001.00	
HB Permits	1	PC/CDM JV		\$ 56,000.00	0.3%	\$0.00	\$0.00	\$0.00	0.0%	0.0%	\$0.00	\$0.00	0.0%	\$ 56,000.00	
Lin Associates	1	PC/CDM JV		\$ 967,174.00	4.9%	\$0.00	\$34,000.00	\$34,000.00	0.0%	0.1%	\$34,000.00	\$34,000.00	0.0%	\$ 933,174.00	
Premier Reprographics	1	PC/CDM JV		\$ 6,336.88	0.0%	\$0.00	\$6,336.88	\$6,336.88	100.0%	0.0%	\$6,336.88	\$6,336.88	0.0%	\$0.00	
<b>MBE TOTALS</b>				<b>\$ 3,923,112.88</b>	<b>19.7%</b>	<b>\$0.00</b>	<b>\$50,336.88</b>	<b>\$50,336.88</b>	<b>0.1%</b>	<b>0.1%</b>	<b>\$50,336.88</b>	<b>\$50,336.88</b>	<b>0.3%</b>	<b>\$ 3,872,776.00</b>	
<b>WBE</b>															
Wiles Mensch	1	PC/CDM JV		\$ 506,531.00	2.5%	\$0.00	\$13,281.25	\$13,281.25	2.6%	0.1%	\$13,281.25	\$13,281.25	0.1%	\$ 493,249.75	
<b>WBE TOTALS</b>				<b>\$ 506,531.00</b>	<b>2.5%</b>	<b>\$0.00</b>	<b>\$13,281.25</b>	<b>\$13,281.25</b>	<b>0.1%</b>	<b>0.1%</b>	<b>\$13,281.25</b>	<b>\$13,281.25</b>	<b>0.1%</b>	<b>\$ 493,249.75</b>	
<i>*ACTUAL PAID TO DATE may not include retainage or amounts being invoiced THIS PERIOD which is normal industry practice.</i>															
MBE/WBE CONSTRUCTION															
Total CONSTRUCTION Eligible				ELIGIBLE \$ 172,966,000.00 (A)	(A/TOT ELIGIBLE)			TO-DATE \$0.00 (B)	(B/A)		(B/TO-DATE)	C (C/TOT ELIGIBLE)			
SUBCONTRACTOR	TIER	CONTRACTED BY	SUBCONTRACT APPROVAL REQUEST (SAR) APPROVAL DATE	SUBCONTRACT VALUE AWARDED + CHANGE ORDERS	% OF TOTAL ELIGIBLE	TOTAL PREVIOUSLY INVOICED	THIS PERIOD	TOTAL INVOICED TO DATE	% COMPLETE	% OF TOTAL TO-DATE	MONTHLY 6100-2 PAYMENTS	ACTUAL PAID TO DATE*	ACTUAL % OF TOTAL ELIGIBLE TO DATE	CONTRACT VALUE REMAINING	
<b>MBE TOTALS</b>															
				\$0.00	0.0%	\$0.00	\$26,562.50	\$0.00			0.0%	\$26,562.50	\$0.00	0.0%	\$0.00
<b>WBE TOTALS</b>				<b>\$0.00</b>	<b>0.0%</b>	<b>\$0.00</b>	<b>\$26,562.50</b>	<b>\$0.00</b>			<b>0.0%</b>	<b>\$26,562.50</b>	<b>\$0.00</b>	<b>0.0%</b>	<b>\$0.00</b>
<i>*The TDPS/ECF Project is currently in the early desing phase. Construction contract awards and Subcontractor Approval Requests will be added in the subsequent DC Water Reports.</i>															



Governance Committee - 2. Update on Compliance Monitoring Program - Loretta Caldwell, LS Caldwell & Associates

Period Ending as of December 30, 2013

DC Water Management Compliance Expanded Report  
December 2013

Contract: Main Process Train				PROJECT GOALS											
Contractor: PC/CDM - JV				Design MBE	28%										
Contract Number: 100120				Design WBE	4%										
Total Contract Value: \$210,288,101				Construction MBE	32%										
% Project Complete: 100% design; 62.59% construction				Construction WBE	6%										
MBE/WBE DESIGN															
Total DESIGN Eligible				ELIGIBLE \$ 11,238,841.14 (A)	(A/TOT ELIGIBLE)	TO-DATE \$3,355,383.78 (B)	(B/A)	(B/TO-DATE)	C	(C/TOT ELIGIBLE)					
SUBCONTRACTOR	TIER	CONTRACTED BY	SUBCONTRACT APPROVAL REQUEST (SAR) APPROVAL DATE**	SUBCONTRACT VALUE AWARDED	% OF TOTAL ELIGIBLE	TOTAL PREVIOUSLY INVOICED	THIS PERIOD	TOTAL INVOICED TO DATE	% COMPLETE	% OF TOTAL TO-DATE	MONTHLY 6100-2 PAYMENTS	ACTUAL PAID TO DATE*	ACTUAL % OF TOTAL ELIGIBLE TO DATE	CONTRACT VALUE REMAINING	
MBE															
EPCM Inc.	1st	JV	5/5/2011	\$ 790,640.00	7.0%	\$ 531,812.00	\$0.00	\$ 531,812.00	67.3%	15.8%	\$0.00	\$ 779,348.53	6.9%	\$ 258,828.00	
HB Permits	1st	JV	5/5/2011	\$ 42,500.00	0.4%	\$ 15,900.00	\$0.00	\$ 15,900.00	37.4%	0.5%	\$0.00	\$ 15,900.00	0.1%	\$ 26,600.00	
PDH Associates	1st	JV	5/5/2011	\$ 1,956,262.00	17.4%	\$ 1,338,408.70	\$0.00	\$ 1,338,408.70	68.4%	39.9%	\$0.00	\$ 1,338,408.70	11.9%	\$ 617,853.30	
Wiles Mensch	1st	JV	5/5/2011	\$ 520,653.94	4.6%	\$ 329,647.10	\$2,900.62	\$ 332,547.72	63.9%	9.9%	\$0.00	\$ 433,573.73	3.9%	\$ 188,106.22	
Premier Reprographics	1st	JV	5/5/2011	\$ 97,072.61	0.9%	\$ 57,092.53	\$0.00	\$ 57,092.53	58.8%	1.7%	\$0.00	\$ 57,092.53	0.5%	\$ 39,980.08	
				<b>MBE TOTALS</b>	<b>30.3%</b>	<b>\$ 2,272,860.33</b>	<b>\$2,900.62</b>	<b>\$ 2,275,760.95</b>	<b>67.8%</b>	<b>67.8%</b>	<b>\$0.00</b>	<b>\$ 2,624,323.49</b>	<b>23.4%</b>	<b>\$ 1,131,367.60</b>	
WBE															
Global Engineering Solutions	1st	JV	5/5/2011	\$ 744,702.00	6.6%	\$ 348,523.70	\$0.00	\$ 348,523.70	46.8%	10.4%	\$0.00	\$ 348,523.70	3.1%	\$ 396,178.30	
				<b>WBE TOTALS</b>	<b>6.6%</b>	<b>\$ 348,523.70</b>	<b>\$0.00</b>	<b>\$ 348,523.70</b>	<b>46.8%</b>	<b>10.4%</b>	<b>\$0.00</b>	<b>\$ 348,523.70</b>	<b>3.1%</b>	<b>\$ 396,178.30</b>	
<i>*ACTUAL PAID TO DATE may not include retainage or amounts being invoiced THIS PERIOD which is normal industry practice.</i>															
MBE/WBE CONSTRUCTION															
Total CONSTRUCTION Eligible				ELIGIBLE \$ 131,077,262.86 (A)	(A/TOT ELIGIBLE)	TO-DATE \$17,262,613.61 (B)	(B/A)	(B/TO-DATE)	C	(C/TOT ELIGIBLE)					
SUBCONTRACTOR	TIER	CONTRACTED BY	SUBCONTRACT APPROVAL REQUEST (SAR) APPROVAL DATE**	SUBCONTRACT VALUE AWARDED	% OF TOTAL ELIGIBLE	TOTAL PREVIOUSLY INVOICED	THIS PERIOD	TOTAL INVOICED TO DATE	% COMPLETE	% OF TOTAL TO-DATE	MONTHLY 6100-2 PAYMENTS	ACTUAL PAID TO DATE*	ACTUAL % OF TOTAL ELIGIBLE TO DATE	CONTRACT VALUE REMAINING	
MBE															
Aaron's Concrete Pumping	1st	JV	3/17/2012	\$ 260,000.00	0.2%	\$ 227,073.79	\$ 28,163.75	\$ 255,237.54	98.2%	1.5%	\$0.00	\$ 172,741.00	0.1%	\$4,762.46	
AK deRama	1st	JV	5/29/2012	\$ 1,998,958.00	1.5%	\$ 238,649.88	\$486,188.70	\$ 724,838.58	36.3%	4.2%	\$ 116,907.49	\$ 423,351.09	0.3%	\$ 1,274,119.42	
Arctec	1st	JV		\$ 10,000.00	0.0%	\$ 5,227.49	\$0.00	\$ 5,227.49	52.3%	0.0%	\$0.00	\$ 1,293.21	0.0%	\$ 4,772.51	
Blue Lake Crane	1st	JV	3/7/2012	\$ 401,872.96	0.3%	\$ 357,879.27	\$0.00	\$ 357,879.27	89.1%	2.1%	\$0.00	\$ 401,872.96	0.3%	\$ 43,993.69	
Bullock Construction Company	1st	JV	6/15/2012	\$ 416,267.28	0.3%	\$ 414,986.22	\$1,281.06	\$ 416,267.28	100.0%	2.4%	\$0.00	\$ 376,320.65	0.3%	\$0.00	
Foundation Test Group	2nd	Case	1/23/2012	\$ 56,752.15	0.0%	\$ 50,552.15	\$0.00	\$ 50,552.15	89.1%	0.3%	\$0.00	\$ 50,552.15	0.0%	\$ 6,200.00	
Carl Jones Special Coatings	1st	JV		\$ 1,411,080.00	1.1%	\$ 999,149.04	\$173,161.42	\$ 1,172,310.46	83.1%	6.8%	\$ 17,353.57	\$ 1,138,176.46	0.9%	\$ 238,769.54	
Collins Elevator Service	1st	JV		\$ 627,072.00	0.5%	\$ 520,120.00	\$35,299.00	\$ 555,419.00	8.8%	0.3%	\$0.00	\$0.00	0.0%	\$ 571,653.00	
Collins Re-Steel	1st	JV		\$ 4,247,960.73	3.2%	\$ 4,188,047.37	\$0.00	\$ 4,188,047.37	98.6%	24.3%	\$0.00	\$ 4,194,775.23	3.2%	\$ 59,193.36	
Debras Glass	1st	JV	7/31/2012	\$ 889,700.00	0.7%	\$0.00	\$49,012.00	\$49,012.00	5.5%	0.3%	\$44,110.00	\$ 67,112.80	0.1%	\$ 840,688.00	
DMY Engineering Consultants	1st	JV	1/6/2012	\$ 535,000.00	0.4%	\$ 451,488.00	\$67,517.00	\$ 519,005.00	97.0%	3.0%	\$0.00	\$ 411,785.50	0.3%	\$ 15,995.00	
Document Manager	1st	JV		\$ 511.28	0.0%	\$0.00	\$0.00	\$0.00	0.0%	0.0%	\$0.00	\$0.00	0.0%	\$ 511.28	
Elite Heating	1st	JV	8/14/2012	\$ 833,740.00	0.6%	\$ 660,358.00	\$0.00	\$ 660,358.00	79.2%	3.8%	\$0.00	\$ 628,461.00	0.5%	\$ 173,382.00	
Environ-Civil Engineering	1st	JV	5/5/2012	\$ 359,232.40	0.3%	\$ 243,506.21	\$44,952.48	\$ 288,458.69	0.04%	1.7%	\$ 17,350.08	\$ 273,474.53	0.2%	\$ 70,773.71	
Essex Construction	1st	JV	8/21/2012	\$ 399,824.98	0.3%	\$ 11,468.18	\$0.00	\$ 11,468.18	0.04%	0.1%	\$0.00	\$ 11,468.18	0.0%	\$ 388,356.80	
Froeling & Robertson	1st	JV		\$ 7,072.50	0.0%	\$0.00	\$0.00	\$0.00	0.0%	0.0%	\$0.00	\$0.00	0.0%	\$ 7,072.50	
Glover's Septic Services	1st	JV	6/12/2012	\$ 31,650.00	0.0%	\$ 27,115.56	\$4,392.94	\$ 31,508.50	99.6%	0.2%	\$ 4,777.78	\$ 32,139.69	0.0%	\$ 141.50	
HB Permits	1st	JV	5/5/2012	\$ 6,555.95	0.0%	\$0.00	\$0.00	\$0.00	0.0%	0.0%	\$0.00	\$0.00	0.0%	\$ 6,555.95	
Heavy Henrys Construction	1st	JV	12/20/2011	\$ 70,442.76	0.1%	\$ 70,442.76	\$0.00	\$ 70,442.76	100.0%	0.4%	\$0.00	\$ 70,442.76	0.1%	\$0.00	
Joseph Eyes	1st	JV	6/12/2012	\$ 1,185,573.00	0.9%	\$ 544,282.87	\$ 29,275.70	\$ 573,558.57	48.4%	3.3%	\$ 28,910.67	\$ 578,432.18	0.4%	\$ 612,014.43	
Lyn-Phil Construction	1st	JV	12/13/2011	\$ 932,927.00	0.7%	\$ 932,927.00	\$0.00	\$ 932,927.00	100.0%	5.4%	\$0.00	\$ 925,989.09	0.7%	\$0.00	
LS Caldwell	1st	JV	5/5/2012	\$ 169,816.35	0.1%	\$ 166,746.28	\$3,070.07	\$ 166,746.28	66.0%	1.0%	\$0.00	\$ 166,746.28	0.1%	\$ 3,070.07	
Millhouse	2nd	CANBI		\$ 177,607.00	0.1%	\$0.00	\$0.00	\$0.00	0.0%	0.0%	\$0.00	\$0.00	0.0%	\$ 177,607.00	
MIHAR Architects	1st	JV	12/28/2011	\$ 28,960.32	0.0%	\$ 28,960.32	\$0.00	\$ 28,960.32	100.0%	0.2%	\$0.00	\$ 28,960.32	0.0%	\$0.00	
Monumental Concrete	2nd	Case		\$ 1,423,479.61	1.1%	\$ 1,423,479.61	\$0.00	\$ 1,423,479.61	100.0%	8.2%	\$0.00	\$ 1,423,479.61	1.1%	\$0.00	
Monumental Concrete	1st	JV		\$ 3,565,271.58	2.7%	\$ 3,600,387.49	\$ 136,967.49	\$ 3,737,355.12	77.7%	21.6%	\$0.00	\$ 3,565,271.58	2.7%	\$ (172,083.54)	
Broadway Oelman Electric Supply Co.	2nd	Singleton		\$ 353,500.00	0.3%	\$0.00	\$0.00	\$0.00	0.0%	0.0%	\$0.00	\$0.00	0.0%	\$ 353,500.00	
Broadway Oelman Electric Supply Co.	2nd	Singleton	8/29/2012	\$ 232,300.00	0.2%	\$0.00	\$0.00	\$0.00	0.0%	0.0%	\$0.00	\$0.00	0.0%	\$ 232,300.00	
G&C Service and Supply	2nd	Singleton	7/20/2012	\$ 5,712,000.00	4.4%	\$0.00	\$0.00	\$0.00	0.0%	0.0%	\$0.00	\$0.00	0.0%	\$ 5,712,000.00	
Rodgers Brothers Services	1st	JV	5/14/2012	\$ 14,250.00	0.0%	\$0.00	\$0.00	\$0.00	0.0%	0.0%	\$0.00	\$0.00	0.0%	\$ 14,250.00	
Wiles Mensch	1st	JV	7/20/2012	\$ 86,521.25	0.1%	\$ 28,506.25	\$ 5,660.00	\$ 34,166.25	39.5%	0.2%	\$0.00	\$ 66,216.25	0.1%	\$ 52,350.00	
				<b>MBE TOTALS</b>	<b>20.2%</b>	<b>\$ 14,691,353.74</b>	<b>\$ 1,064,941.75</b>	<b>\$ 15,753,225.42</b>	<b>91.3%</b>	<b>91.3%</b>	<b>\$229,409.59</b>	<b>\$ 15,009,062.58</b>	<b>11.5%</b>	<b>\$ 10,692,673.68</b>	
WBE															
DMD&C	1st	JV	7/20/2012	\$ 80,000.00	0.1%	\$ 53,425.40	\$0.00	\$ 53,425.40	66.8%	0.3%	\$0.00	\$ 59,655.20	0.0%	\$ 26,574.60	
Filly Oil	1st	JV	8/29/2012	\$ 300,000.00	0.2%	\$ 267,891.63	\$23,654.59	\$ 291,546.22	97.3%	1.7%	\$0.00	\$ 338,268.23	0.3%	\$ 4,537.78	
Global Engineering Solutions	1st	JV		\$ 844,485.08	0.6%	\$ 844,485.08	\$0.00	\$ 844,485.08	4.9%	4.9%	\$0.00	\$ 731,060.29	0.0%	\$0.00	
J&S Valve	1st	JV	7/31/2012	\$ 1,333,000.00	1.0%	\$ 87,445.11	\$245,571.73	\$ 332,996.84	6.6%	0.5%	\$0.00	\$ 87,445.11	0.1%	\$ 1,245,554.89	
M. Davis	1st	JV		\$ 4,185,281.33	3.2%	\$ 1,777,949.42	\$ 86,298.28	\$ 1,864,247.70	44.5%	10.8%	\$0.00	\$ 1,037,122.20	0.8%	\$ 2,321,033.63	
Rainbow Rentals	1st	JV		\$ 5,174.47	0.0%	\$ 5,174.47	\$0.00	\$ 5,174.47	100.0%	0.0%	\$0.00	\$0.00	0.0%	\$0.00	
Robnet Fastners	1st	JV		\$ 132,336.86	0.1%	\$0.00	\$0.00	\$0.00	0.0%	0.0%	\$0.00	\$0.00	0.0%	\$ 132,336.86	
Regional Contracting Services	1st	JV		\$ 296,950.00	0.2%	\$0.00	\$128,000.00	\$ 128,000.00	43.1%	0.0%	\$0.00	\$0.00	0.0%	\$ 168,950.00	
				<b>WBE TOTALS</b>	<b>5.5%</b>	<b>\$ 3,036,371.11</b>	<b>\$ 483,524.60</b>	<b>\$ 3,274,323.98</b>	<b>18.2%</b>	<b>18.2%</b>	<b>\$0.00</b>	<b>\$ 2,253,551.03</b>	<b>1.2%</b>	<b>\$ 3,793,953.76</b>	

## Governance Committee - 2. Update on Compliance Monitoring Program - Loretta Caldwell, LS Caldwell & Associates

Period Ending as of December 30, 2013

DC Water Management Compliance Expanded Report  
December 2013

Governance Committee - 2. Update on Compliance Monitoring Program - Loretta Caldwell, LS Caldwell & Associates

Period Ending December 30, 2013

DC WATER Management Rollup Compliance Report  
December 2013

Cumulative Apprenticeship Program Statistical Update All Divisions								
Month/Year: December 2013								
	Contractor Name	Contract Amount	Indicate Approved Program	No. of Apprentices	Total Apprentices Hours	No. DC Resident Hours	% DC Resident	Notes
BPT	Traylor Skanska Jay Dee JV	\$ 326,903,971.00	Yes	30	40,325.50	14,033.00	35%	
CSO 019	Ulliman Schutte	\$ 25,606,421.00	Yes	1	1,194.50	1,194.50	100%	
M St	Corman Construction	\$ 31,096,346.00	Yes	0	0	0	0%	
Tingey St	Forest City/NE Remsko	\$ 16,111,686.00	No	0	0	0	0%	No apprenticeship program per agreement with DOES
LIDR	Fort Myer Construction	\$ 3,583,772.00	Yes	0	0	0	0%	
Anacostia River Tunnel	Impregilo-Healy-Parsons	\$ 253,859,999.00		0	0	0	0%	Project is in the design phase
MPT	PCC/CDM JV	\$ 210,288,101.00	Yes	8	1,284	194	15%	
ENR 1C	PC Construction	\$ 70,999,598.00	Yes	4	3,749	3,749	100%	
ENR 2C	Ulliman Schutte	\$ 101,346,553.00	Yes	2	1,350	1,350	100%	
ENR North	Ulliman Schutte	\$ 57,960,000.00	Yes	0	0	0	0%	
FDf 1C	Corinthian Contractors	\$ 7,993,154.00	Yes	15	2,881	521	18%	
FDf 2C	PC Construction	\$ 78,311,311.00	Yes	4	2,822	2,355	83%	
CHP	Pepco Energy Services	\$ 83,015,875.00	Yes	4	720	0	0%	
TDPS/ECF	PC/CDM JV	\$ 214,931,000.00		0	0	0	0%	The project is in the design phase
<b>Total</b>		<b>\$ 1,482,007,787.00</b>		<b>68</b>	<b>54,326.00</b>	<b>23,396.50</b>	<b>43.1%</b>	

Cumulative Hiring Statistical Update Part One												
Month/Year: December 2013												
	Contractor Name	Total No. of Employees on the Project	Employee Location						Cumulative No. of Positions Referred to DOES	Cumulative No. of Transfers of Existing Employees	Cumulative New Jobs (Source of Applicant)	
			DC	PG	MC	FX	LO	Other			New Hire	No. of New Hire (Other)
			BPT	Traylor Skanska Jay Dee JV	576	108	117	48			65	5
CSO 019	Ulliman Schutte	183	26	59	12	16	1	69	5	179	0	4
M St	Corman Construction	106	3	26	5	6	8	58	0	105	0	1
Tingey St	Forest City/Northeast Remsko	83	19	12	10	0	5	37	0	82	0	0
LIDR	Fort Myer Construction	245	40	96	23	10	0	76	1	244	1	0
Anacostia River Tunnel	Impregilo Healy Parsons JV	149	12	0	5	20	28	84	0	96	0	53
MPT	PCC/CDM JV	178	19	38	25	4	4	88	0	0	0	0
ENR 1C	PC Construction	106	2	32	5	1	1	65	2	2	1	0
ENR 2C	Ulliman Schutte	145	11	27	11	17	2	77	3	5	0	0
ENR North	Ulliman Schutte	40	4	23	3	10	0	0	3	22	3	2
FDf 1C	Corinthian Contractors	79	5	11	5	11	1	46	0	71	0	8
FDf 2C	PC Construction	155	11	44	8	14	3	75	14	104	9	22
CHP	Pepco Energy Services	184	9	6	11	3	5	150	0	165	0	19
TDPS/ECF	PC/CDM JV	None Reported	0	0	0	0	0	0				
<b>Total</b>		<b>2229</b>	<b>269</b>	<b>491</b>	<b>171</b>	<b>177</b>	<b>63</b>	<b>1058</b>	<b>150</b>	<b>1350</b>	<b>135</b>	<b>277</b>

Cumulative DC Resident Employees by Ward											
Month/Year: December 2013											
	Contractor Name	Total No. of Employees on the Project	Total No. of DC Employees	DC Employees By Ward							
				1	2	3	4	5	6	7	8
BPT	Traylor Skanska Jay Dee JV	576	108	10	5	1	10	27	4	18	33
CSO 019	Ulliman Schutte	183	26	3	1	0	0	4	1	10	7
M St	Corman Construction	106	3	0	1	0	2	0	0	0	0
Tingey St	Forest City/NE Remsko	83	19	3	0	0	9	2	0	2	3
LIDR	Fort Myer Construction	245	40	18	0	0	12	3	0	4	3
Anacostia River Tunnel	Impregilo-Healy-Parsons	149	12	4	0	1	0	2	2	0	3
MPT	PCC/CDM JV	178	19	4	0	0	2	3	0	2	8
ENR 1C	PC Construction	106	2	0	0	0	0	0	0	0	2
ENR 2C	Ulliman Schutte	145	11	0	1	0	0	0	2	6	2
ENR North	Ulliman Schutte	40	4	0	0	0	0	0	1	2	1
FDf 1C	Corinthian Contractors	79	5	0	0	0	1	0	0	0	4
FDf 2C	PC Construction	155	11	3	0	0	2	1	2	0	3
CHP	Pepco Energy Services	184	9	1	0	1	0	1	0	3	3
TDPS/ECF	PC/CDM JV	None Reported	0	0	0	0	0	0	0	0	0
<b>Total</b>		<b>2229</b>	<b>269</b>	<b>46</b>	<b>8</b>	<b>3</b>	<b>38</b>	<b>43</b>	<b>12</b>	<b>47</b>	<b>72</b>

All of the above information represents cumulative figures and is supplied by the prime and subcontractors. We are working with the contractors to ensure as many report this information as possible.

Governance Committee - 2. Update on Compliance Monitoring Program - Loretta Caldwell, LS Caldwell & Associates

Statistical Overview of Contractor Employees Residing Outside of the User Jurisdictions

DC WATER CONTRACTOR EMPLOYMENT OVERVIEW

Cumulative Breakdown of Employees Per Project									
Contractor Name	Cumulative Total No. of Employees on the Project	Employee Location						Other	Total
		DC	PG	MC	FL	LD	Other		
BPT	576	108	117	48	65	5	229	229	
CSO 019	183	26	55	12	16	1	69	69	
M St	106	3	26	5	6	8	58	58	
Tingey St	83	19	12	10	0	5	27	27	
UDR	245	40	96	23	10	0	76	76	
ART	149	12	0	5	20	28	84	84	
MPT	178	18	38	25	4	4	89	89	
ENR 1C	106	2	32	5	1	1	65	65	
ENR 2C	145	11	27	11	17	2	77	77	
ENR North	40	4	23	3	10	0	0	0	
FDI 1C	79	5	11	5	11	1	46	46	
FDI 2C	155	11	44	8	14	3	75	75	
CHP	184	9	6	11	8	5	150	150	
<b>Total</b>	<b>2229</b>	<b>269</b>	<b>491</b>	<b>171</b>	<b>177</b>	<b>61</b>	<b>1058</b>		

Abbreviation Legend:  
 DC = District of Columbia  
 PG = Prince George's County  
 MC = Montgomery County  
 FL = Fairfax County  
 LD = Loudoun County

THE DATA SHOWN BELOW REFLECTS INFORMATION FROM COMPANIES THAT RESPONDED TO REQUESTS FOR EMPLOYMENT INFORMATION																																															
December 2013 Employees Residing Outside of User Jurisdictions																																															
(Breakout of "Other" Employee Locations as of December 2013)																																															
Contractor Name	Total No. of "Other" Employees as of December 2013	Number of Employees by Other Location																																													
		VA	MD	PA	WVA	NJ	OH	NY	TX	FL	NC	GA	CA	TN	AL	AUS	MA	MO	MI	NH	KS	CT	IN	IL	WA	UT	IA	KY	VT	LA	AR	OR	CO														
BPT	233	86	92	5	1	8	2	16	5	1	0	0	3	1	0	1	1	1	2	0	0	0	0	2	3	0	0	1	0	1	1	0	0														
CSO 019	69	14	25	0	0	0	0	1	0	2	2	5	0	0	0	0	0	0	0	0	0	0	0	0	0	0	0	0	0	0	0	0	0	0													
M St	58	18	26	4	5	0	0	0	0	1	2	0	0	0	0	0	0	0	0	0	0	0	0	0	0	0	0	0	0	0	0	0	0	0													
Tingey Street	37	3	6	2	0	3	1	0	1	0	0	0	0	0	0	0	0	0	0	0	0	2	0	0	0	0	0	0	0	0	1	0	0	0													
UDR	76	12	58	0	0	0	0	0	0	0	0	0	0	0	0	0	0	0	0	0	0	0	0	0	6	0	0	0	0	0	0	0	0	0													
ART	84	40	18	0	0	1	0	2	0	5	0	0	0	8	0	0	0	0	0	0	0	0	0	0	2	0	0	0	0	0	1	2	0	0													
MPT	88	52	7	0	7	0	0	0	0	0	18	4	0	0	0	0	0	0	0	0	0	0	0	0	0	0	0	0	0	0	0	0	0	0	0												
ENR 1C	65	18	23	0	0	0	0	0	0	0	15	2	0	0	0	0	2	0	0	0	0	0	0	1	0	0	0	0	2	0	0	0	0	0													
ENR 2C	77	26	30	5	1	0	2	0	0	0	2	0	0	0	0	0	0	0	0	0	0	0	1	0	0	0	0	0	0	0	0	0	0	0													
ENR North	0	0	0	0	0	0	0	0	0	0	0	0	0	0	0	0	0	0	0	0	0	0	0	0	0	0	0	0	0	0	0	0	0	0													
FDI 1C	46	9	35	0	2	0	0	0	0	0	0	0	0	0	0	0	0	0	0	0	0	0	0	0	0	0	0	0	0	0	0	0	0	0													
FDI 2C	75	17	37	0	3	0	0	0	1	5	4	1	0	0	1	0	1	0	0	2	0	0	0	1	0	0	0	1	1	1	0	0	0	0													
CHP	150	1	4	0	0	0	0	0	1	3	47	1	0	0	0	0	48	3	0	25	1	1	15	0	0	0	0	0	0	0	0	0	0	0													
<b>Total</b>	<b>1058</b>	<b>326</b>	<b>361</b>	<b>16</b>	<b>19</b>	<b>12</b>	<b>5</b>	<b>19</b>	<b>9</b>	<b>17</b>	<b>90</b>	<b>13</b>	<b>8</b>	<b>2</b>	<b>1</b>	<b>1</b>	<b>12</b>	<b>49</b>	<b>5</b>	<b>3</b>	<b>25</b>	<b>3</b>	<b>2</b>	<b>19</b>	<b>9</b>	<b>0</b>	<b>2</b>	<b>3</b>	<b>3</b>	<b>1</b>	<b>1</b>	<b>2</b>															

Abbreviation Legend:  
 VA= Virginia  
 MD= Maryland  
 PA= Pennsylvania  
 WVA= West Virginia  
 NJ= New Jersey  
 OH= Ohio  
 NY= New York  
 TX= Texas  
 FL= Florida  
 NC= North Carolina  
 GA= Georgia  
 CA= California  
 TN= Tennessee  
 AL= Alabama  
 AUS= Australia  
 CO= Colorado  
 MA= Massachusetts  
 MO= Missouri  
 MI= Michigan  
 NH= New Hampshire  
 KS= Kansas  
 CT= Connecticut  
 IN= Indiana  
 IL= Illinois  
 WA= Washington  
 UT= Utah  
 IA= Iowa  
 KY= Kentucky  
 VT= Vermont  
 LA= Louisiana  
 OR= Oregon

\*Please Note: The data reflects information that has been submitted from the contractors and subcontractors. We continue to request additional data from each contractor as we strive for complete employment data reporting.

\*\*Nineteen of the 37 Tingey Street "Other" employees have been identified. However, CDM has not identified the employees or resident locations of the 18 individuals reported working or having worked on the Tingey Street project and residing outside of User Jurisdictions.

Cumulative Tally of Employees by Job Category				
Reported as of December 2013				
Contractor Name	Total No. of Employees	Professional	Management	Labor
CSO 019	183	3	13	167
M St	106	1	28	77
Tingey Street	83	11	5	67
UDR	245	0	10	235
ART	149	101	43	5
MPT	178	26	24	128
ENR 1C	106	0	10	96
ENR 2C	145	12	18	115
ENR North	40	0	13	27
FDI 1C	79	2	5	72
FDI 2C	155	8	10	137
CHP	184	85	47	52
<b>Total*</b>	<b>2229</b>	<b>309</b>	<b>320</b>	<b>1600</b>

Definitions  
 Professional: Architects, professional engineers  
 Management: Technical and administrative staff  
 Labor: Tradesmen/tradeswomen

\*Please Note: The aforementioned data reflects the total number of employees associated with the projects since the Compliance Team began collecting data for the breakout of Professional, Management and Labor in late 2012. We continue to request additional data from each contractor as we strive for complete employment data reporting.



District of Columbia Water and Sewer Authority  
George S. Hawkins, General Manager

---



*Presented To:*

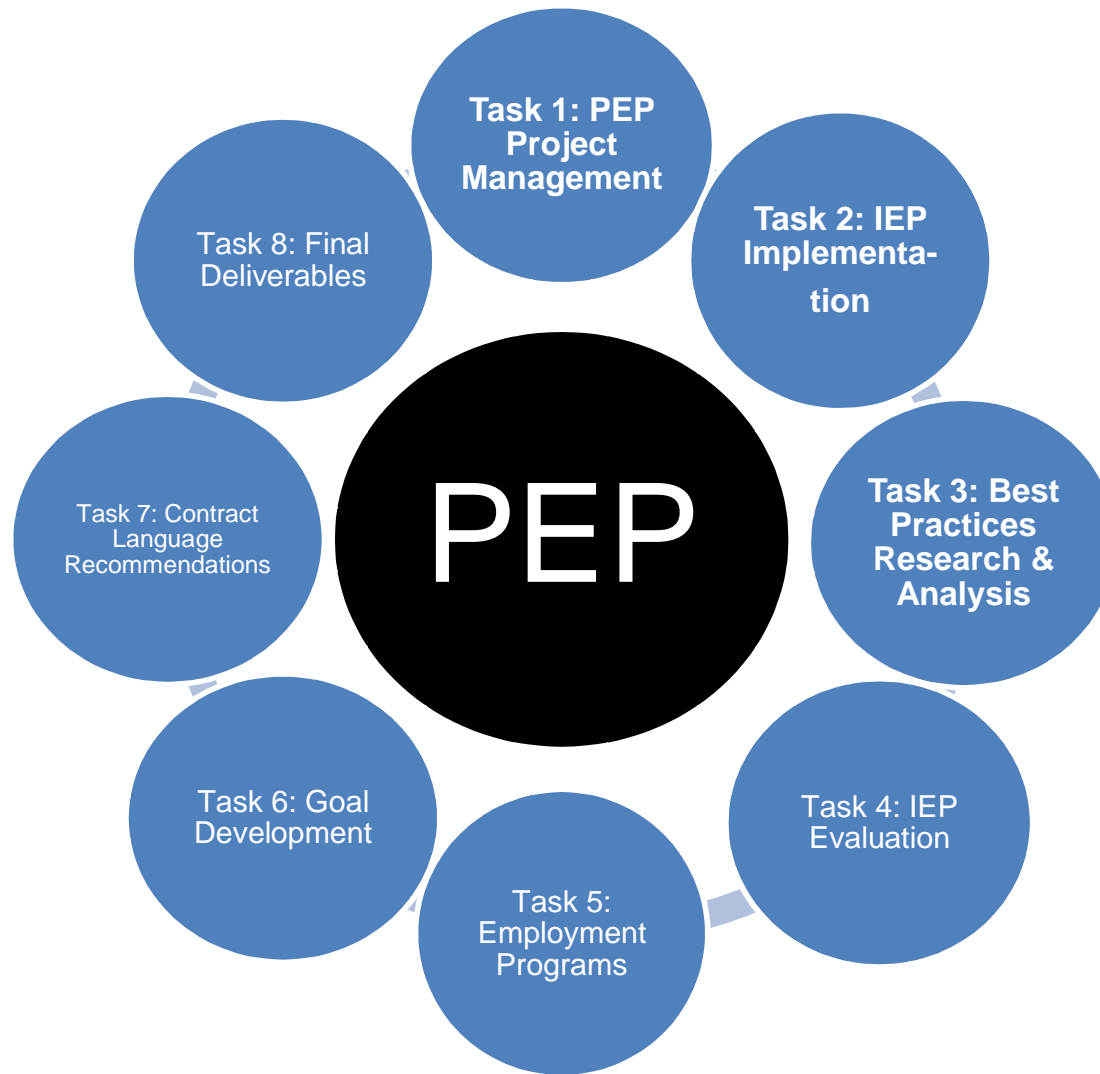
*DC Water Board of Directors  
Governance Committee*

*By:*

*Katrina Wiggins, Chief of Staff*

*Wednesday, January 8, 2014*

# Permanent Employment Program



\* Please note that some tasks will occur in sequential order, while others will occur in parallel.

# Permanent Employment Program

---

- Total review, development and implementation of employment initiatives
- 12 month program development culminating in Comprehensive Employment Program for DC Water.
- Permanent Employment Program designed to:
  - Implement a world class Employment Program for DC Water
  - Incorporate best employment initiatives from around the country
  - Increase local hiring across User Jurisdictions
  - Specific focus on the District of Columbia
  - Institute universal employment requirements/reporting among contractors
    - Major Construction (Current)
    - Non major construction (To Include)
    - Services Contracts (To Include)
  - Encourage growth of short and long-term employment opportunities
  - Support training local residents towards self sufficiency and permanent employment

# Progress Report

---

- Launched development of the Permanent Employment Program (PEP)
  - Provided Executive Briefings to DC Water executive team and key internal stakeholders
  - Developed project plan for PEP development and implementation
  
- Implemented the Interim Employment Program
  - Developed draft special provisions contract language for service contracts
  - Conducted trainings for online system utilization to DC Water Procurement Department
  - Conducted online system trainings to non-major contractors



# Progress Report

---

- Best practice research and analysis of employment program models for utilities, independent authorities, and local jurisdictions (e.g. San Francisco, Baltimore, Toronto, New York City)
- Ongoing environment scan of data analysis and performance reports on employment practices; specifically evaluation of first source programs, apprenticeship program development, workforce development strategies, and legal implications for local hiring initiatives
- Launched the Permanent Employment Program Advisory Task Force (PEP ATF)
  - Developed strategy, communications, and schedule
  - Convened kick-off meeting for January 8, 2014

# PEP Advisory Taskforce

---

- Advisory Group comprised of both internal and external DC Water stakeholders
- Support and shape the adoption of the *DC Water Works!* initiative across DC Water
- Provide expert input and feedback throughout the development, implementation, and evaluation of the program
- Promote agency-wide and external stakeholder buy-in
- PEP ATF meetings will follow Governance Committee meetings approximately every eight (8) weeks on the dates outlined below:
  - Wednesday, January 8, 2014 @ 2pm (\*\*Kick-Off Meeting\*\*)
  - Wednesday, March 12, 2014 @ 2pm
  - Wednesday, May 14, 2014 @ 2pm
  - Wednesday, July 9, 2014 @ 2pm
  - Wednesday, September 10, 2014 @ 2pm



District of Columbia Water and Sewer Authority  
George S. Hawkins, General Manager

*Investigation into Labor  
Allegations  
REGARDING  
Three DC Water Major Projects*

*Presented to the:*

*Governance Committee*

*by:*

*DC Water Office of General Counsel*

*and*

*L. S. Caldwell & Associates, Inc.*

**Wednesday, January 8, 2014**

# AGENDA

---

- **Compliance Issues Overview**
  - **Allegations and Challenges**
- **Investigative Process**
- **Ongoing Investigation**
- **Next Steps**
- **Questions and Discussion**

# COMPLIANCE ISSUES OVERVIEW



# OVERVIEW

---

- September 24, 2013, Ms. Fani-González emailed DC City Council on behalf of “Iron Workers Movement for Justice” alleging wage/safety infractions on 3 DC Water projects.
- Specific individuals were quoted in the text. The email was forwarded to DC Water for action.
- LSC Compliance Officer charged with initiating Investigation.
- November 6, 2013, Congresswoman Eleanor Holmes Norton forwarded letter to DC Water recounting her meeting with “District of Columbia ironworkers,” alleging workplace abuses at DC Water against same contractors.

# OVERVIEW—Continued

---

- The assortment of general allegations have been delivered through third parties.
  - The Matea Group (Ms. Fani-González)
  - Iron Workers Movement for Justice
  - DC Iron Worker Movement for Justice (Mr. Miguel Mijango)
- Individuals began intermittent picketing outside of DC Water gates.
- Periodic updates of ongoing Investigation provided to DC Water.



# OVERVIEW—Continued

Affected subcontractors, prime contractors, projects and dollar values.

SUBCONTRACTOR		PRIME CONTRACTOR		MAJOR PROJECT
Lyn-Phill Construction	\$ 932,927.00	PC/CDM JV	\$210,288,101.00	Main Process Train
	\$1,622,625.00	PC Construction	\$ 78,311,311.00	Final Dewatering Facility 2C
Collins Reinforcing	\$4,247,960.00	PC/CDM JV	\$210,288,101.00	Main Process Train
	\$3,223,298.00	PC Construction	\$ 69,507,000.00	Enhanced Nitrogen Removal Facility 1C
Dominion Rebar LLC	\$1,480,000.00	Ulliman Schutte Construction	\$ 97,118,000.00	Enhanced Nitrogen Removal Facility 2C





# OVERVIEW—Continued

## *ALLEGATIONS and CHALLENGES*

---


### ➤ **Summary of Primary Allegations:**

- **Wages not paid in accordance with contractual prevailing wage requirements**
- **Safety training not provided**
- **“Unscrupulous profiteering,” theft of materials, and violation of DC First Source Employment law**

➤ **To date, the 3 groups purporting to represent DC Water iron workers have provided minimal documentation to support allegations.**

➤ **Difficulty in arranging interviews with workers.**

# INVESTIGATIVE PROCESS



# INVESTIGATIVE PROCESS

---

1. Collect and review data from all sources;
2. Provide complainants with reasonable opportunity to present evidence, witnesses, etc;
3. Interview all individuals, contractors, etc. with allegations identified or having information regarding any relevant aspects of the investigation;
4. Pursue all significant issues and leads discovered that are determined to be relevant to the investigation, including evidence of any additional instances of possible misconduct;
5. Continue the investigation to completion.

*Diligent efforts to ensure investigation is thorough, documented and includes examination of all evidence relevant to reaching a conclusion about each allegation.*

# ONGOING INVESTIGATION



# STATUS OF ONGOING INVESTIGATION

---

1. Reviewed the certified payrolls on the 3 DC Water Projects to ensure wages and apprenticeship ratios are correct.
2. Researched DC Water's Construction Safety and Health Manual to ascertain how DC Water documents safety training at the subcontractor level.
3. Requested documentation from prime contractors, subcontractors and DC Water Occupational Safety and Health department for the following:
  - a. Initial safety orientation for each employee of the affected subcontractors who worked or currently works on one of the projects.
  - b. Documentation of subcontractor attendance at monthly all-hands safety meetings required by DC Water on every project.



# STATUS OF ONGOING INVESTIGATION—

## Continued

---

- c. Documentation of Job Hazard Analysis (JHAs) prepared by prime contractor for specific steel/rebar operations that pose hazards on the jobsite.
- d. Documentation of subcontractor attendance at weekly safety meetings.
4. Investigated theft allegation.
5. Ongoing attempt to interview workers making complaints relative to alleged profiteering and violation of DC law, individually or as a group.
  - Without access to complainants, difficult to determine supporting details of general abuse(s).
6. Interviewed Lyn-Phill Construction and Dominion Rebar LLC to investigate general complaints regarding workforce.

# NEXT STEPS



# NEXT STEPS

---

## ***Collins/MPT Project***

- Investigation is complete. English/Spanish notifications made mid December 2013; final restitution checks on January 13, 2014.
- 

## ***Mateo Investigations ongoing***

- Complete the review of safety documentation and provide findings.
- Continue to address the allegations that apply to DC Water projects.
- Continue to arrange meetings with complainants to complete investigations of general complaints outlined in correspondences received by DC Water.
- Draft final report of findings for submission to DC Water.



# LABOR ALLEGATIONS INVESTIGATION

---

# QUESTIONS AND DISCUSSION



# DC Water and Sewer Authority

## *Employment Requirements and Compliance Process*

*Presented by  
Katy Chang  
Acting Director, Procurement*





# AGENDA

## I. EMPLOYMENT REQUIREMENTS

- a. Federal
- b. State
- c. Local

## II. COMPLIANCE PROCESS

## III. COMPLIANCE ISSUES

*Wednesday, January 8, 2014*



# EMPLOYMENT REQUIREMENTS

*DC Water's Employment Compliance Program incorporates the following Federal, state and local legislative requirements:*

## **FEDERAL**

- US Department of Labor (DOL) Davis Bacon for employment compliance
- Additional DOL Classification Requirements

## **LOCAL**

- District of Columbia First Source Employment Agreement (FSEA)  
(As applicable)

## **COMBINED FEDERAL/STATE/LOCAL**

- US DOL/State/DC FSEA Apprenticeship Requirements (As applicable)



## EMPLOYMENT REQUIREMENTS - FEDERAL

### Three “Types” of DOL Prevailing Wages

#### Davis Bacon Prevailing Wages

##### **Construction**

- Contractors/subcontractors performing contracts \$2,000+.
- Contractors/subcontractors must pay laborers/mechanics no less than prevailing wages and fringe benefits. (Rate set by US DOL).

#### McNamara O’Hara Service Contract Act Prevailing Wages

##### **Goods and Services**

- Contracts in excess of \$2,500 must include labor standards clauses with:
  1. Minimum monetary wages and fringe benefits determined by DOL.
  2. Recordkeeping/posting requirements.
  3. Safety/health provisions.
  4. Statement of rates paid to employees.

#### Walsh Haley Public Contract Acts Prevailing Wages

##### **Manufacturing**

- Provides labor standards for employees working on Federal contracts over \$15,000 for manufacturing or furnishing goods, supplies, articles, or equipment.
- Establishes minimum wage, overtime, safety/health standards, and posting requirements.
- Prohibits employment of youth under 16 and convict labor.



## EMPLOYMENT REQUIREMENTS – FEDERAL (con't)

### General Prime Contractor DOL Requirements

Prime Contractors are responsible for full compliance of all sub-contractors with DOL standard provisions applicable to a project including:

- Payments of federal prevailing wage rates and fringe benefits.
  - Wage determinations are incorporated in bid solicitations and related contracts.
  - Fringe Benefits are paid in cash or actual benefits (health, dental, retirement, etc.) are covered at employer's discretion.
- Posting DOL prevailing wage rates.
  - Employer/contractors must post WH-1321 "Employee Rights Under the Davis-Bacon Act" and wage determination at the project site.
- Indicating correct trade classification of workers.
- Ensuring workers are paid weekly.
- Submitting certified payrolls to DC Water using Standard Form, "WH-347" or similar approved form.



## EMPLOYMENT REQUIREMENTS – FEDERAL (con't)

### Additional DOL Classification Requirements

“In accordance with **48 CFR 22.406-3**, any laborer/mechanic employed in a classification that is not listed in the wage determination shall require that the contractor submit Standard Form (SF) 1444, Request for Authorization of Additional Classification and Rate.”

The Compliance Officer reviews each request to ensure it meets the following criteria:

- (1)** Classification is in accordance to work performed on the project site.
- (2)** Classification is utilized in the construction industry.
- (3)** Proposed wage rate(s), including fringe benefits, are in accordance with construction industry standards.



## EMPLOYMENT REQUIREMENTS – LOCAL DC Water Voluntary Program

### **District of Columbia First Source Employment Agreement (FSEA) (As applicable)**

FSEA mandates all projects funded in whole or in part with District of Columbia funds, or other funds the District administers, provide increased employment opportunities for District residents. The law stipulates, each employer must sign an FSEA ensuring:

#### **EMPLOYMENT**

- Every contractor with a contract in excess of \$100,000 must sign FSEA with the DC Department of Employment Services (DOES).
- Employment Plan must be submitted to DOES upon contract award.
- 51% of new employment hires must be qualified DC residents.
- New employment opportunities must be listed with DOES first.
- Monthly employment reports must be submitted to DOES.





## EMPLOYMENT REQUIREMENTS – COMBINED FEDERAL/STATE/LOCAL

### **DOL Apprenticeship Requirements**

- Individuals 18 years old.
- Able to physically perform functions of the occupation.
- Enrolled in a bona fide registered Apprenticeship Program recognized by the Office of Apprenticeship or a State Apprenticeship Agency.
- Complete/sign Apprenticeship Agreement.
- If applicable, Contractors/Sub-contractors may apply the following actions:
  - Evaluation aptitude tests may be administered.
  - Previous work experience may be identified.

### **State Apprenticeship Standards (As applicable)**

If a local Apprenticeship Program is not required OR an out of state contractor's Program is pending local approval, then the home state approved Apprenticeship program prevails.

### **District of Columbia Apprenticeship Requirements**

Contractors with contracts exceeding \$500,000, within a 12 month period, must register an Apprenticeship Program with the DC DOES Apprenticeship Council.



# DC Water Employment Compliance Process

## DC Water Compliance Oversight Procedures

### **A. Joint Effort**

- Department of Procurement
- Department of Engineering and Technical Services (DETS)

### **B. Pre-Award**

- Determination of appropriate DOL prevailing wage at solicitation initiation.
- Inclusion of DOL prevailing wage scale in solicitation language.
- Pre-bid/Pre-proposal Project Meetings

### **C. Post-Award**

- Project Kickoff Meetings
- Weekly Program Manager Meetings (Compliance updates)
- Random Desk Audits and Sample Testing (pay stubs, employee files, etc.)
- **Weekly Certified Payroll Submitted/Reviewed\***
  - **Weekly, Bi-Weekly, Monthly**
- **Site Visits and Onsite Interviews\***



# DC Water Employment Compliance Process

## DC Water Compliance Oversight Procedures (Con't)

### ***D. Reporting***

- Monthly Compliance Report to DC Water
- Bi-Monthly Report to Board of Directors Governance Committee
- ***Compliance Online Reporting (CÔR) SYSTEM\****
  - Department of Engineering and Technical Services (DETS)  
Successfully Implemented - June 2012
  - Department of Procurement –  
Approved Part of Interim Employment (IEP) Program  
Implementation - January 2014
- ***Record Retention***

### ***E. Employment Outreach/Opportunities***

- Contractor Participation
  - DC Water Trailer
  - Satellite Job Centers



# DC Water Employment Compliance Process

## *Certified Payroll Review Checklist*

- a. Correct classification of trade (work performed)
- b. Employee's Full Name/Address appearing on Payroll Reports
- c. Employee's Social Security Number
- d. Employee's number of hours worked (Standard, Overtime, Double time)
- e. Employee's hourly rate of pay (Verified against DOL prevailing wages for classification)
- f. Employee's Deductions
- g. Employee's Total Net Pay
- h. Explanation of Fringes/how compensated.
- i. Original signature from authorized company.
- j. Contractors with no employees for the reporting week must submit a "no work" report.
- k. Payroll Retention/Inspection – Payrolls must be kept for 3 years after project completion.



## DC Water Employment Compliance Process

### *Site Visits and Onsite Interviews*

Systematic spot interviews, at minimum quarterly (DOL standard is Semi-Annual);

Purpose:

- Ensure proper display DBRA posters/DOL wage rates.
- Observe workers in natural setting ; confirm work matches classification(s).
- Random project site interview(s) by **English and Spanish speaking Compliance Officers** with workers to confirm compliance standards; determine if issues.
- Issues recorded/mediation standards implemented and/or corrective measures instituted if noted

All answers and statements made by employees are confidential. An employee's identity/information is **NOT disclosed to contractor, without consent.**

Selection criteria include age, gender, job classification and race. Minorities, non-minorities, and Females in each trade, job classification, or occupation are interviewed (if possible).



## DC Water Employment Compliance Process

### *Compliance Online Reporting (CÔR)*

CÔR web-based, automated system

- Contractor ease, cost effective
- DC Water, ease, cost effective for time/storage, paperless monitoring/reports, alleviates manual errors, timely report generation

Employment Data collected/Reports submitted monthly to DC Water/Bi-Monthly to Governance Committee Board of Directors, i.e.;

- Contractor Personnel Roster by Project
- Employees by Category: Professional/Trade/Labor
- Employees by Geographic location: State/ DC Ward
- Percent employees by User Jurisdiction

➤ *EMPLOYMENT COMPLIANCE Intelligent Decision Quotients (IDQs)* built into the CÔR System diminish errors with Certified Payroll, employment classifications, accurate pay, personnel reporting, etc.

- ✓ **IDQ** - Employees performing various jobs must be paid in accord with work classification. Contractors define each role in CÔR System.
- ✓ **IDQ** - Contractors only select available work classifications defined in Wage Determination – **FIRST STEP** in reducing misclassifying employees.
- ✓ **IDQ** - Certified Payroll Exceptions Report (CPE) Report analyzes wages paid reported by Contractor against Wage Determination values.
  - Compliance Officers reconcile pay discrepancies using CPE and onsite employee interviews. 13



## DC Water Employment Compliance Process

### *Required Record Retention*

#### **Full documentation of labor standards administration and enforcement.**

Per CFR 29 Part §3.4 Submission of weekly statements and the preservation and inspection of weekly payroll records, contractors and subcontractor shall preserve weekly payroll records for a period of three (3) years from the date of project completion.

- Files include:
  - DOL Labor wage rate decisions
  - Certified payrolls
  - Project photos taken (if any) and results of project site visits
  - Results of any special compliance reviews
  - DOL interview documents
  
- Payroll Reports automatically logged into compliance database(s).



## Compliance Issues

### Types of Infractions

- Signage not posted or not posted in conspicuous place (most common)
- Signage posted, but rates and worker rights still not effectively communicated to workers (very common)
- Discrepancies in wage computations
- Extraordinary Deductions
- Fringe Benefits not paid to workers
- Gross wages do not evenly compute
- Kickbacks or Basic Underpayments
- Misclassification of employees
- Too few or irregular hours
- Workers paid below prevailing rate(s)
- Work hours reduced to fit fabricated calculation
- Improper submission of payroll reports
- Non-adherence to Apprenticeship Program standards





## Compliance Issues

### **DC Water Infraction Remediation**

***Minor discrepancies may involve one or more of the following:***

- Memo to file
- Formal correspondence may not be required; corrections tracked and noted
- Increased Number of project site visits

***Serious and Willful Violations may involve one or more of the following:***

- Formal Letter/Citation
- General Counsel Involvement
- Complaint sent to US DOL
- Prevailing wage rate restitution
- Contract Payment Withholding
- Potential debarment from further participation
- Increased Number of desk audits



## Compliance Issues

### **DOL Penalties/Sanctions – Per 29 CFR Parts 1, 3, 5, 6, and 7**

- Contractors/subcontractors found to have disregarded their obligations to employees, or to have committed aggravated or willful violations may be subject to contract termination and debarment from future contracts for up to three years.
- Contract payments may be withheld in sufficient amounts to satisfy liabilities for unpaid wages and liquidated damages.
- Contractors/subcontractors may challenge determinations of violations and debarment before an Administrative Law Judge. Final Board determinations on violations may be appealed to and are enforceable through the federal courts.
- Falsification of certified payroll records or the required kickback of wages may subject a contractor or subcontractor to civil/criminal prosecution, which could result in fines and/or imprisonment.