



**DISTRICT OF COLUMBIA
WATER AND SEWER AUTHORITY**

Board of Directors

DC Retail Water and Sewer Rates Committee

Tuesday, June 26, 2018

9:30am

- 1. **Call to Order** **Rachna Bhatt, Chairperson**
- 2. **FY 2019 & FY 2020 Rate Proposal (Attachment A)** **Matthew Brown**
- 3. **Action Items (Attachment B)** **Matthew Brown**
 - **Approval of Proposed FY 2019 & FY 2020 Retail Rate, Charges and Fees (Action Item 1)**
- 4. **DC Retail Water and Sewer Rates Committee Workplan** **Matthew Brown**
 - **FY 2018 Proposed DC Retail Rates Committee Workplan (Attachment C)**
- 5. **Agenda for July 24, 2018 Committee Meeting (Attachment D)**..... **Rachna Bhatt, Chairperson**
- 6. **Other Business** **Matthew Brown**
- 7. **Executive Session***
- 8. **Adjournment**

FOLLOW-UP-ITEMS – DC Retail Water and Sewer Rates Committee Meeting (April 24, 2018)

There were no follow-up items

* The DC Water Board of Directors may go into executive session at this meeting pursuant to the District of Columbia Open Meetings Act of 2010, if such action is approved by a majority vote of the Board members who constitute a quorum to discuss: matters prohibited from public disclosure pursuant to a court order or law under D.C. Official Code § 2-575(b)(1); contract negotiations under D.C. Official Code § 2-575(b)(1); legal, confidential or privileged matters under D.C. Official Code § 2-575(b)(4); collective bargaining negotiations under D.C. Official Code § 2-575(b)(5); facility security under D.C. Official Code § 2-575(b)(8); disciplinary matters under D.C. Official Code § 2-575(b)(9); personnel matters under D.C. Official Code § 2-575(b)(10); proprietary matters under D.C. Official Code § 2-575(b)(11); decision in an adjudication action under D.C. Official Code § 2-575(b)(13); civil or criminal matters where disclosure to the public may harm the investigation under D.C. Official Code § 2-575(b)(14), and other matters provided in the Act.



**Proposed FY 2019 and FY 2020 Rates, Charges and Fees
Presentation to Retail Rates Committee, June 26, 2018**

District of Columbia Water and Sewer Authority



Blue Plains Advanced Wastewater Treatment Plant

Overview of Rates & Revenues

Proposed FY 2019 and FY 2020 Rates, Fees and Charges

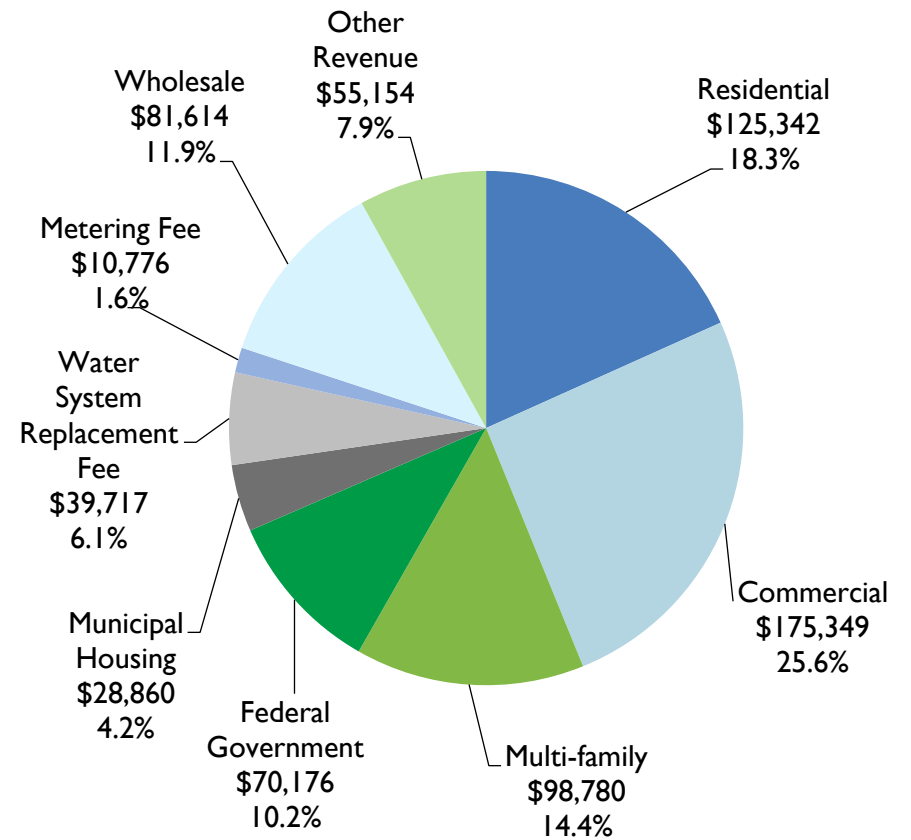
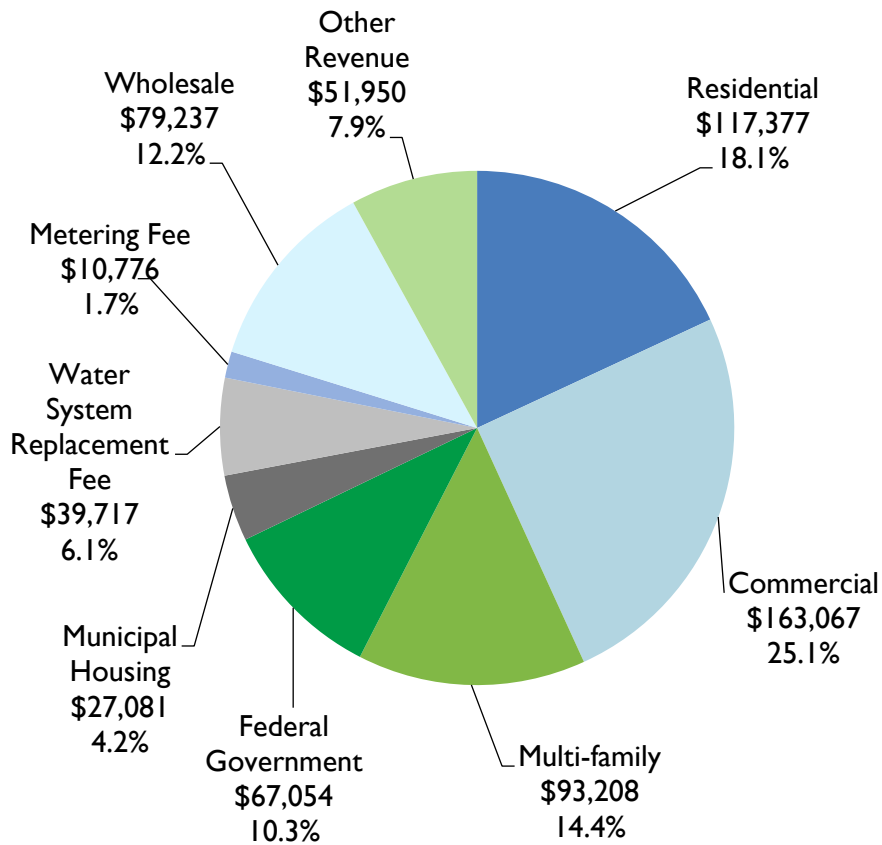
- Proposed rates meet spending levels in the FY19 operating budget and FY18-27 Capital Improvement Plan, previously approved by the Board
- The proposed multi-year rate proposal covers FY 2019 and FY 2020
 - The water and sewer rate increases are 13% for FY 2019 and 5% for FY 2020
 - The Proposed Clean Rivers Impervious Area Charge (CRIAC) of \$23.00 per ERU in FY 2019 and \$25.58 per ERU in FY 2020. CRIAC decreased from projected \$28.41 in FY 2019 to \$23.00 per ERU per month
 - The Customer Metering Fee and Water System Replacement Fee (WSRF) will remain the same as in FY 2018
- Combined rate increase for water, sewer and CRIAC for average household customer lowered from 6.1% forecasted last year to 5.9%

FY 2019 vs. FY 2020 Operating Revenues

Revised FY 2019
\$649,467

(\$000's)

Proposed FY 2020
\$685,768



Revenue Comparison by Customer Class

- 💧 Total revenue is projected to increase by \$23.0M or 3.7% for FY 2019 and \$36.3M or 5.6% for FY 2020
- 💧 Retail revenue is projected to increase by \$21.7M or 4.4% for FY 2019 and \$30.7M or 5.9% for FY 2020
- 💧 Wholesale revenue is projected to decrease by (\$0.6M) or -0.7% for FY 2019 and increase by \$2.4M or 3.0% for FY 2020

(\$000's)	Projected	Revised	Proposed	FY 2019 vs FY 2018		FY 2020 vs FY 2019	
	FY 2018	FY 2019	FY 2020	Incr/(Decr)		Incr/(Decr)	
				\$	%	\$	%
Retail Revenue	\$496,626	\$518,281	\$549,000	\$21,655	4.4%	\$30,719	5.9%
Wholesale Revenue							
Potomac Interceptor (PI)	2,715	2,715	2,715	-	-	-	-
Loudoun County Sanitation Authority (LCSA)	6,056	6,150	6,416	94	1.6%	266	4.3%
Washington Suburban Sanitary Commission (WSSC)	57,481	57,628	59,357	147	0.3%	1,729	3.0%
Fairfax County	13,562	12,743	13,126	(819)	-6.0%	383	3.0%
Total Wholesale Revenue	\$79,814	\$79,236	\$81,614	(\$578)	-0.7%	\$2,378	3.0%
Other Revenue	49,992	51,950	55,154	1,958	3.9%	3,204	6.2%
Rate Stabilization Fund	-	-	-	-	-	-	-
Total Revenues	\$626,433	\$649,467	\$685,768	\$23,034	3.7%	\$36,301	5.6%

FY 2018 Cost of Service Study Findings

- Every three years DC Water conducts a Cost of Service Study for the Water and Sewer rates, and the Clean Rivers Impervious Area Charge (CRIAC) to update actual and projected expenditures to ensure that these charges are appropriately recovering costs
- The proposed CRIAC and Water and Sewer rates include actual and projected debt service costs associated with those programs. While total debt service costs have not changed significantly from previous forecasts, the debt service costs associated with the Clean Rivers program are less than previously forecasted
- The revenue collected from the Water System Replacement Fee, designed to fund the annual costs of 1% of DC Water's water service renewal and replacement program, is fully allocated to the Water utility's revenue requirements, resulting in a decrease to Water volumetric charges
- These two recommendations cause shifts in the cost structure, and subsequent rates, though average household customers will see only minimal changes

Proposed FY 2019 & FY 2020 Rates, Charges & Fees

	Units	Approved FY 2018	Proposed FY 2019	Proposed FY 2020	Incr/(Decr) FY 2019		Incr/(Decr) FY 2020	
					\$	%	\$	%
DC Water Retail Rates – Water:								
Residential – Lifeline (0- 4 Ccf)	Ccf	\$3.39	\$2.91	\$3.06	(\$0.48)	(14.2%)	\$0.15	5.2%
Residential – (> 4 Ccf)	Ccf	4.26	3.90	4.10	(\$0.36)	(8.5%)	\$0.20	5.1%
Multi-family	Ccf	3.80	3.37	3.54	(\$0.43)	(11.3%)	\$0.17	5.0%
Non-Residential	Ccf	4.40	4.05	4.25	(\$0.35)	(8.0%)	\$0.20	4.9%
DC Water Retail Rates – Sewer	Ccf	6.00	7.75	8.14	\$1.75	29.2%	\$0.39	5.0%
DC Water Clean Rivers IAC	ERU	25.18	23.00	25.58	(\$2.18)	(8.7%)	\$2.58	11.2%
DC Water Customer Metering Fee	5/8"	3.86	3.86	3.86	-	-	-	-
DC Water System Replacement Fee	5/8"	6.30	6.30	6.30	-	-	-	-
District of Columbia PILOT Fee	Ccf	0.49	0.50	0.51	\$0.01	2.0%	\$0.01	2.0%
District of Columbia Right of Way Fee	Ccf	0.18	0.18	0.19	-	-	\$0.01	5.5%
District of Columbia Stormwater Fee	ERU	2.67	2.67	2.67	-	-	-	-

Low Income CAP Customer Monthly Bill

	Units	FY 2017	Current FY 2018	Proposed FY 2019	Proposed FY 2020
DC Water Water and Sewer Retail Rates ⁽¹⁾	Ccf	\$ 57.25	\$ 60.13	\$ 68.27	\$ 71.73
DC Water Clean Rivers IAC	ERU	22.24	25.18	23.00	25.58
DC Water Customer Metering Fee	5/8"	3.86	3.86	3.86	3.86
DC Water Water System Replacement Fee	5/8"	6.30	6.30	6.30	6.30
Subtotal DC Water Rates & Charges		\$ 89.65	\$ 95.47	\$ 101.43	\$ 107.47
Increase / Decrease		\$ 4.63	\$ 5.82	\$ 5.96	\$ 6.04
District of Columbia PILOT Fee ⁽¹⁾	Ccf	\$ 2.98	\$ 3.04	\$ 3.10	\$ 3.16
District of Columbia Right-of-Way Fee ⁽¹⁾	Ccf	1.05	1.12	1.12	1.18
District of Columbia Stormwater Fee ⁽⁴⁾	ERU	\$ 2.67	2.67	2.67	2.67
Subtotal District of Columbia Charges		\$ 6.70	\$ 6.83	\$ 6.89	\$ 7.01
Total Amount		\$ 96.35	\$ 102.30	\$ 108.32	\$ 114.48
Increase / Decrease Over Prior Year		\$ 4.70	\$ 5.95	\$ 6.02	\$ 6.16
Percent Increase in Total Bill		5.1%	6.2%	5.9%	5.7%
Less: CAP Discount (4 Ccf per month) ^{(1), (2)}		(38.36)	(40.24)	(45.36)	(47.60)
Water System Replacement Fee (WSRF) ⁽³⁾		(6.30)	(6.30)	(6.30)	(6.30)
Clean Rivers IAC ⁽⁵⁾		(11.12)	(12.59)	(11.50)	(12.79)
Total Amount Appearing on DC Water Bill		\$ 40.57	\$ 43.17	\$ 45.16	\$ 47.79
Increase / Decrease Over Prior Year		\$ (8.14)	\$ 2.60	\$ 1.99	\$ 2.63
CAP Customer Discount as a Percent of Total Bill		-57.9%	-57.8%	-58.3%	-58.3%

(1) Assumes average monthly consumption of 6.2 Ccf, or (4,638 gallons)

(2) Extension of CAP program in FY 2009 to first 4 Ccf of Water and Sewer and to first 4 Ccf of PILOT and ROW in FY 2011

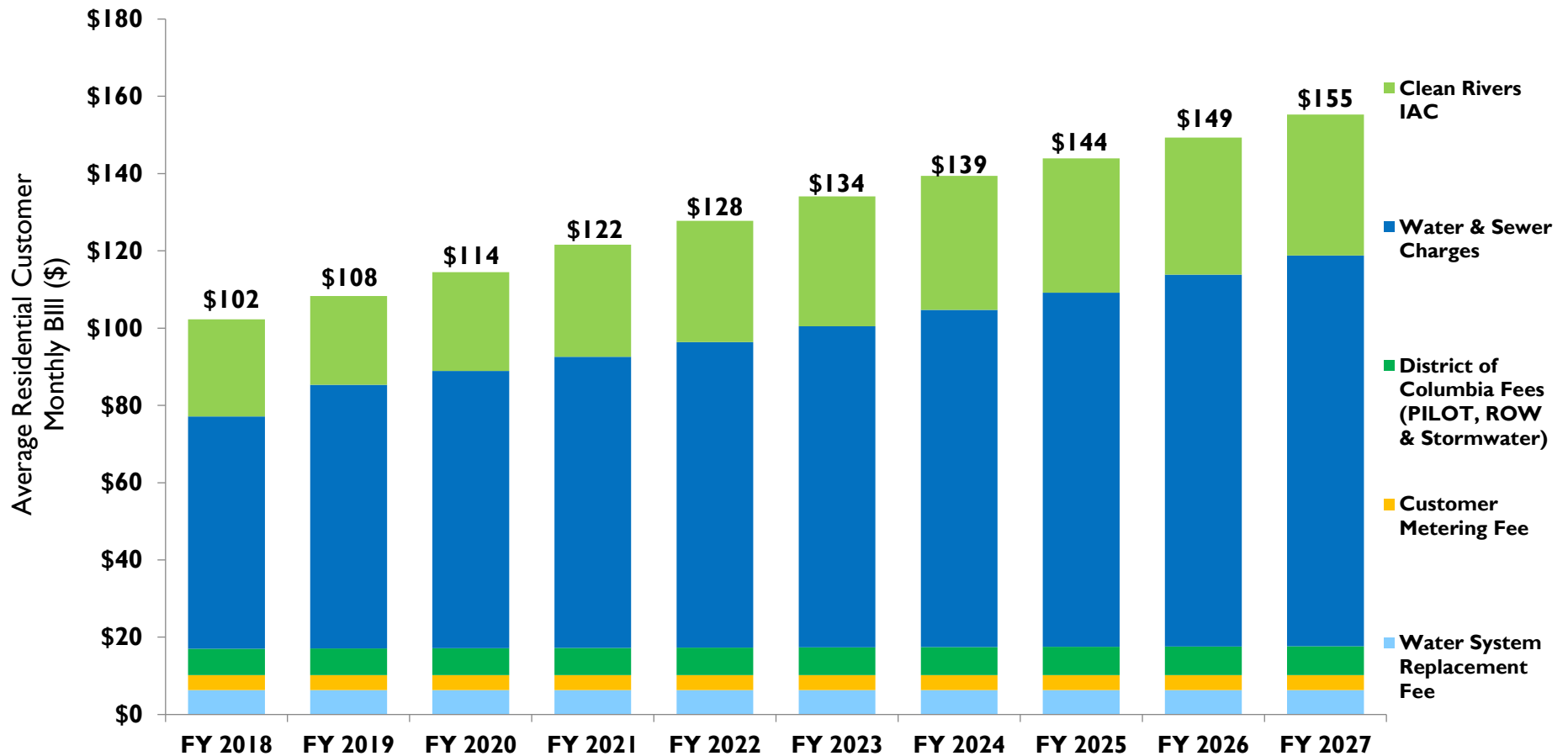
(3) Assumes 100 percent discount for Water System Replacement Fee (WSRF) to CAP customers effective October 1, 2015

(4) District Department of the Environment stormwater fee of \$2.67 effective November 1, 2010

(5) Assumes 50 percent discount for the Clean Rivers IAC effective May 1, 2017

Projected Average Residential Customer Bills

💧 Projected average monthly residential customer bill ranges from \$108 in FY 2019 to \$155 in FY 2027



Public Outreach and Comments

- 💧 The Notice of Proposed Rulemaking for the proposed rates was published in the DC Register on March 16, 2018
- 💧 Public comments were received during the public comment period that lasted from March 16, 2018 to June 11, 2018
- 💧 DC Water held eight town hall meetings, one in each ward, between March 29, 2018 and April 24, 2018
- 💧 The DC Retail Water and Sewer Rates Committee received comments during the Public Hearing on May 9, 2018
- 💧 DC Water testified before the City Council on May 22, 2018 on the CRIAC
- 💧 DC Water and the District officials continue to hold ongoing discussions on a one-year affordability program

Summary of Public Comment

- 💧 Consider the impact of higher rates and fees on low-income seniors
- 💧 Provide CRIAC charges exemptions for churches and cemeteries
- 💧 Re-consider whether DC Water will need a 13 percent rate increase in FY 2019
- 💧 Consider charging the District for its own impervious surface area, which would provide as much as a 35 to 40 percent reduction to the CRIAC
- 💧 Examine ways to minimize the need for increased government fees and ensure that they do not overwhelm ratepayers

Attachment B

DC Retail Water and Sewer Rates Committee

Action Item

1. FY 2019 and FY 2020 Approval of Proposed Retail Rates, Charges and Fees (Action Item 1)

ACTION ITEM 1

FY 2019 & FY 2020 Rates, Charges & Fees (Effective October 1, 2018 and October 1, 2019)

1. Approval of retail metered volumetric water & sewer rates, Clean Rivers IAC (CRIAC), Payment-in-Lieu of Taxes (PILOT) and Right-of-Way (ROW) charges and fees:

Water Service Rates

- Rates for metered water services:

Metered Water Services

	FY 2018		FY 2019		FY 2020		FY 2019 vs. FY 2018		FY 2020 vs. FY 2019	
	Ccf	1,000 Gal.	Ccf	1,000 Gal.	Ccf	1,000 Gal.	Ccf	1,000 Gal.	Ccf	1,000 Gal.
Residential customers - (0 – 4)	\$3.39	\$4.53	\$2.91	\$3.89	\$3.06	\$4.09	(\$0.48)	(\$0.64)	\$0.15	\$0.20
Residential customers – (> 4)	\$4.26	\$5.70	\$3.90	\$5.21	\$4.10	\$5.48	(\$0.36)	(\$0.49)	\$0.20	\$0.27
Multi-Family customers	\$3.80	\$5.08	\$3.37	\$4.51	\$3.54	\$4.73	(\$0.43)	(\$0.57)	\$0.17	\$0.22
Non-Residential customers	\$4.40	\$5.88	\$4.05	\$5.42	\$4.25	\$5.68	(\$0.35)	(\$0.46)	\$0.20	\$0.26

Sewer Service Rates

- Rates for metered sewer services:

Metered Sewer Services

	FY 2018		FY 2019		FY 2020		FY 2019 vs. FY 2018		FY 2020 vs. FY 2019	
	Ccf	1,000 Gal.	Ccf	1,000 Gal.	Ccf	1,000 Gal.	Ccf	1,000 Gal.	Ccf	1,000 Gal.
Residential customers	\$6.00	\$8.02	\$7.75	\$10.36	\$8.14	\$10.88	\$1.75	\$2.34	\$0.39	\$0.52
Multi-Family customers	\$6.00	\$8.02	\$7.75	\$10.36	\$8.14	\$10.88	\$1.75	\$2.34	\$0.39	\$0.52
Non-Residential customers	\$6.00	\$8.02	\$7.75	\$10.36	\$8.14	\$10.88	\$1.75	\$2.34	\$0.39	\$0.52

- A decrease in the annual Clean Rivers Impervious Area Charge (CRIAC) from \$302.16 to \$276.00 per Equivalent Residential Unit (ERU) in FY 2019.
- An increase in the annual Clean Rivers Impervious Area Charge (CRIAC) from \$276.00 to \$306.96 per Equivalent Residential Unit (ERU) in FY 2020.

The charge per ERU will be billed monthly at:

Clean Rivers Impervious Area Charge (CRIAC)

	FY 2018	FY 2019	FY 2020	FY 2019 vs. FY 2018 Incr. / (Decr.)	FY 2020 vs. FY 2019 Incr. / (Decr.)
	ERU	ERU	ERU	ERU	ERU
Residential customers	\$25.18	\$23.00	\$25.58	(\$2.18)	\$2.58
Multi-Family customers	\$25.18	\$23.00	\$25.58	(\$2.18)	\$2.58
Non-Residential customers	\$25.18	\$23.00	\$25.58	(\$2.18)	\$2.58

**District of Columbia Pass Through Charge
Right-of-Way Occupancy / PILOT Fee**

- There is no increase in the **Right-of-Way Occupancy Fee** in FY 2019:
- An increase in the **Right-of-Way Occupancy Fee** for FY 2020:

ROW

	FY 2018		FY 2019		FY 2020		FY 2019 vs. FY 2018 Incr. / (Decr.)		FY 2020 vs. FY 2019 Incr. / (Decr.)	
	Ccf	1,000 Gal.	Ccf	1,000 Gal.	Ccf	1,000 Gal.	Ccf	1,000 Gal.	Ccf	1,000 Gal.
Residential customers	\$0.18	\$0.24	\$0.18	\$0.24	\$0.19	\$0.25	\$0.00	\$0.00	\$0.01	\$0.01
Multi-Family customers	\$0.18	\$0.24	\$0.18	\$0.24	\$0.19	\$0.25	\$0.00	\$0.00	\$0.01	\$0.01
Non-Residential customers	\$0.18	\$0.24	\$0.18	\$0.24	\$0.19	\$0.25	\$0.00	\$0.00	\$0.01	\$0.01

- An increase in the **Payment-in-Lieu of Taxes Fee** for FY 2019 and FY 2020:

PILOT

	FY 2018		FY 2019		FY 2020		FY 2019 vs. FY 2018 Incr. / (Decr.)		FY 2020 vs. FY 2019 Incr. / (Decr.)	
	Ccf	1,000 Gal.	Ccf	1,000 Gal.	Ccf	1,000 Gal.	Ccf	1,000 Gal.	Ccf	1,000 Gal.
Residential customers	\$0.49	\$0.66	\$0.50	\$0.67	\$0.51	\$0.68	\$0.01	\$0.01	\$0.01	\$0.01
Multi-Family customers	\$0.49	\$0.66	\$0.50	\$0.67	\$0.51	\$0.68	\$0.01	\$0.01	\$0.01	\$0.01
Non-Residential customers	\$0.49	\$0.66	\$0.50	\$0.67	\$0.51	\$0.68	\$0.01	\$0.01	\$0.01	\$0.01

Attachment C

FY 2018 Proposed RRC Committee Workplan

Objective/ <i>Activities</i> /Task	Date of Activity	Completed	Responsible Department
------------------------------------	------------------	-----------	------------------------

1. Propose and Establish Retail Rates for FY 2019 & FY 2020			
a. FY 2019 & FY 2020 Budget presentation to Board	January 4, 2018	√	Chief Financial Officer
b. FY 2019 & FY 2020 Proposed Rates, Charges & Fees presented to RRC	January 23, 2018	√	Rates and Revenue
c. RRC recommendation on proposed FY 2019 & FY 2020 rates	February 20, 2018	√	Rates and Revenue
d. Board approves proposed FY 2019 & FY 2020 rates	March 1, 2018	√	
e. Publish Proposed Rates and Fees in <i>D.C. Register</i>	March 16, 2018	√	General Counsel
f. Public Comment and Outreach	March 16 - June 11, 2018	√	External Affairs
g. Public Hearing	May 9, 2018	√	Board Secretary
h. Public Hearing Record Closes	June 11, 2018	√	
i. RRC final recommendation to approve FY 2019 & FY 2020 rates	June 26, 2018	√	Rates and Revenue
j. Board approves FY 2019 & FY 2020 rates	July 5, 2018		
k. Publish Final Rates and Fees in <i>D.C. Register</i>	July 20, 2018		General Counsel
l. Rates Go-Live	October 1, 2018 (FY 2019) October 1, 2019 (FY 2020)		Rates and Revenue and Customer Service

2. Conduct a Review of the Impact of the CRIAC on Various Customer Segments (on-going) <i>including low-income customers who do not qualify for CAP, non-profit organizations and small businesses owners</i>			
a. CRIAC overview to RRC	November 15, 2016	√	Rates and Revenue
b. Discuss the CRIAC restructuring of various segments including low-income customers who do not qualify for CAP, non-profit, charitable and religious organizations and small businesses.	February 21, 2017	√	
c. Comparison of how other utilities with impervious area charges segment non-residential customers and provide discounts/credits/ exemptions	November 14, 2017	√	

Attachment C

FY 2018 Proposed Committee Workplan

Objective/ <i>Activities/Task</i>	Date of Activity	Completed	Responsible Department
-----------------------------------	------------------	-----------	------------------------

3. Waste Hauler and High Strength Waste Fee Regulations			
a. RRC recommend proposal for Waste Hauler and High Strength Waste Fees	September 26, 2017	√	Rates & Revenue Wastewater Treatment
b. Board approves proposal for Waste Hauler and High Strength Waste Fees	October 5, 2017	√	
c. Publish NOPR for Waste Hauler and High Strength Waste Fees in <i>D.C. Register</i>	October 27, 2017	√	General Counsel
d. Public Comment and Outreach	October 27 – November 27, 2017	√	Board Secretary
e. RRC final recommendation for Waste Hauler and High Strength Waste Fees	December 7, 2017	√	Rates & Revenue Wastewater Treatment
f. Board approves final Waste Hauler and High Strength Waste Fees	January 4, 2018	√	
g. Publish final NOFR for Waste Hauler and High Strength Waste Fees in <i>D.C. Register</i>	January 19, 2018	√	General Counsel
h. Waste Hauler Fees Go-Live	February 1, 2018	√	Wastewater Treatment
i. High Strength Waste Fees Go-Live	April 1, 2018	√	

4. Fire Protection Service Fee for FY 2018 - FY 2021			
a. RRC recommends approval of proposed Fire Protection Service Fee	February 20, 2018	√	Rates and Revenue
b. BOD approves Notice of Proposed Rulemaking (NOPR)	March 1, 2018	√	
c. Publish NOPR in <i>D.C. Register</i>	March 16, 2018	√	General Counsel
d. Public Comment Period	March 16 - April 16, 2018	√	Board Secretary
e. RRC recommends approval of final Fire Protection Service Fee	April 24, 2018	√	Rates and Revenue
f. BOD approves Notice of Final Rulemaking (NOFR) for final Fire Protection Service Fee	May 3, 2018	√	
g. Publish NOFR in <i>D.C. Register</i>	May 18, 2018	√	General Counsel
h. Fire Protection Service Fee Go-Live	May 18, 2018	√	Rates and Revenue

Attachment C

FY 2018 Proposed Committee Workplan			
Objective/ <i>Activities/Task</i>	Date of Activity	Completed	Responsible Department
5. 2018 Cost of Service Study for Water, Sewer and CRIAC			
a. <i>Present COS to Retail Rates Committee</i>	February 20, 2018	√	Rates & Revenue
b. <i>Present final COS to Board</i>	March 1, 2018	√	
6. Rate Setting Policy			
a. <i>Review of Rate Setting Policies</i>	November 14, 2017	√	Rates & Revenue
7. Water System Replacement Fee			
a. <i>Review of unmetered fire service lines and their financial impact.</i>	November 14, 2017	√	Rates & Revenue General Manager
b. <i>Review of combined domestic and fire service lines and their financial impact.</i>	November 14, 2017	√	
8. New VertexOne ECIS Billing System (on-going)			
a. <i>New VertexOne customer bill</i>	November 14, 2017	√	Customer Service
9. Delinquent Accounts			
a. <i>Soldiers Home Negotiations</i>	Monthly, as needed		General Counsel

Attachment C

FY 2018 Proposed Committee Workplan			
Objective/ <i>Activities/Task</i>	Date of Activity	Completed	Responsible Department

10. System Availability Fee			
<p><i>a. Publish a Notice of Emergency and Proposed Rulemaking to Extend Effective Date of the System Availability Fee (SAF)</i></p> <p>1) RRC recommends approval of only the revised effective date of the SAF regulations in Notice of Emergency & Proposed Rulemaking (NOE&PR)</p> <p>2) Board adopts NOE&PR</p> <p>3) Publish NOE&PR in <i>D.C. Register</i></p> <p>4) Public Comment Period</p> <p>5) RRC recommends approval of final action to revise the effective date of the SAF in Notice of Final Rulemaking (NOFR) to June 1, 2018</p> <p>6) Board approves NOFR</p> <p>7) Publish NOFR in <i>D.C. Register</i></p> <p>8) Go-Live June 1, 2018</p>	<p>December 7, 2017</p> <p>December 7, 2017</p> <p>December 22, 2017</p> <p>December 22, 2017 – January 21, 2018</p> <p>January 23, 2018</p> <p>February 1, 2018</p> <p>February 16, 2018</p> <p>February 16, 2018</p>	<p>√</p> <p>√</p> <p>√</p> <p>√</p> <p>√</p> <p>√</p> <p>√</p> <p>√</p>	<p>Rates & Revenue/ Permits</p> <p>General Counsel Board Secretary</p> <p>Rates & Revenue Permits</p> <p>General Counsel</p>

10. System Availability Fee (continued)			
<p><i>b. Publish a Notice of Proposed Rulemaking to Amend Substantive Provisions of the SAF Regulations</i></p> <p>1) DC Water conducts public outreach (includes Open House on Feb. 9, 2018)</p> <p>2) RRC recommends approval of proposed amendments to SAF regulations in Notice of Proposed Rulemaking (NOPR)</p> <p>3) Board approves NOPR</p> <p>4) Publish NOPR in <i>D.C. Register</i></p> <p>5) Public Comment Period</p> <p>6) RRC recommends final action to approve Notice of Final Rulemaking (NOFR)</p> <p>7) Board approves NOFR</p> <p>8) Publish NOFR in <i>D.C. Register</i></p> <p>9) SAF Go-Live</p>	<p>November 28 – February 20, 2018</p> <p>February 20, 2018</p> <p>March 1, 2018</p> <p>March 16, 2018</p> <p>March 16 – April 16, 2018</p> <p>April 24, 2018</p> <p>May 3, 2018</p> <p>May 18, 2018</p> <p>June 1, 2018</p>	<p>√</p> <p>√</p> <p>√</p> <p>√</p> <p>√</p> <p>√</p> <p>√</p> <p>√</p>	<p>Rates & Revenue Permits and OGC</p> <p>Rates & Revenue Permits</p> <p>General Counsel Board Secretary</p> <p>Rates & Revenue Permits</p> <p>General Counsel & Permits</p>

Attachment C

FY 2018 Proposed Committee Workplan			
Objective/Activities/Task	Date of Activity	Completed	Responsible Department
10. System Availability Fee (continued)			
c. <i>System Availability Fee Review</i>			
1) <i>System Availability Fee (SAF) Methodology and Assumptions Review</i>	January 23, 2018	√	Rates & Revenue/ Permits

* Dates subject to change



Attachment D

**D.C. WATER AND SEWER AUTHORITY
BOARD OF DIRECTORS
RETAIL WATER & SEWER RATES
COMMITTEE MEETING**

**TUESDAY, July 24, 2018; 9:30 a.m.
AGENDA**

Call to Order	Committee Chairman
Monthly Updates	Chief Financial Officer
Committee Workplan	Chief Financial Officer
Agenda for September 25, 2018 Committee Meeting	Committee Chairman
Other Business	Chief Financial Officer
Adjournment	

*Detailed agenda can be found on DC Water's website at www.dewater.com/about/board_agendas.cfm